Thanks for your attention.

All the information in this album is for reference only.

PULANKA ROCK TOOLS
Address: NO.333,Huahui Road,Fengjiang Street,Luqiao District,Taizhou City,Zhejiang Province,China.
Tel: +86 0576-82737372 E-mail: elma@cnpulk.com

PULANKA ROCK TOOLS

TOP HAMMER DRILLING

Established in 2004

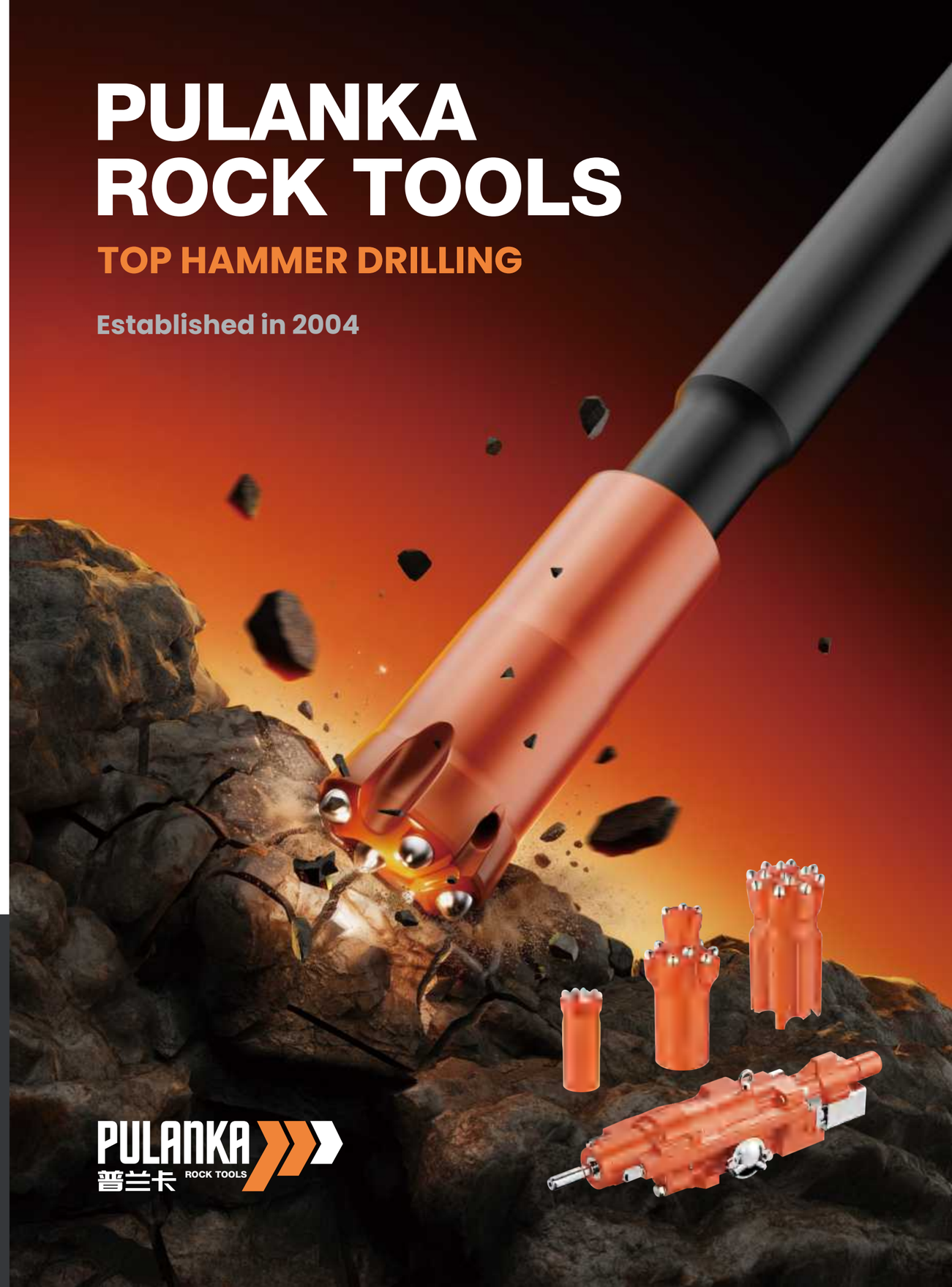

EFFICIENT AND SUPERIOR ROCK DRILLING SOLUTIONS





Mission:

To deliver high-performance rock drilling solutions that reduce total drilling costs while supporting safer, more efficient, and sustainable operations worldwide.

Core Values:

Integrity
Integrity is the foundation of our business and the basis of every long-term partnership. We are committed to honest communication, accountability, and building trusted relationships with customers at every level.

Continuous Improvement
We believe progress comes through discipline, experience, and refinement. By learning from challenges and continuously improving our products, processes, and service, we strive to deliver greater value every day.

Pursuit of Excellence
We are committed to precision manufacturing, dependable performance, and professional customer support. Through innovation, quality, and technical expertise, we aim to set higher standards within the global rock drilling industry.

Pulanka Rock Tools

CE ROHS **ISO9001**

ABOUT PULANKA



www.pulankagroup.com Pulanka Rock Tools

PULANKA Rock Tools has over 20 years of experience in manufacturing rock drilling tools for domestic and international markets. We specialize in production and development for many drilling applications: mining, quarry, well-drilling, tunneling, road work and other engineering applications. We have made consistent advancements in pursuit of providing customers with high-performance, sustainable and cost-effective rock tools.

Our goal is to provide the most efficient rock tools, while maintaining the highest standards of safety and sustainability during production. PULANKA is not following trends, but we are setting them by actively reducing emissions, lowering raw material consumption, and increasing our product recycling rate. We are a green company that is constantly evolving to make a positive impact!

Our products are now distributed and used in more than 30 countries and regions including Europe, Australia, Brazil, Peru, The United States, South Africa, Mexico, etc. Our technological advancements, adherence to green standards and strong company principles have helped establish the PULANKA brand worldwide.

Customer satisfaction is our priority. Our sales team is equipped to handle multilingual interactions with customers and provide clear, effective communication. We provide effective solution together with our R&D center optimize the value want our partners and end-users to get maximum value from every product. Field representatives are available to make site visits, when needed, to study and collect product information. We fully guarantee our products against defects in material or workmanship.



QUALITY & INSPECTION

Our company follows strict international quality system standards during the production process. This begins with a detailed analysis of the raw materials we receive and continues through an additional 58 steps of inspection before products leave our facility.

We are ISO9001 certified – Quality Management
We are ISO14001 certified – Environmental Management





















INVEST FOR THE FUTURE



With more than $15 million USD invested in factories and machining, PULANKA Rock Tools has a total of 16 production lines with autonomous capabilities, as well as employing a workforce of 300+ skilled laborers. Our facilities span 430,000 square feet, where we complete every step of assembly. We are committed to investments that allow our customers to meet their market's supply and demand.

RESEARCH & DEVELOPMENT CENTER

Since its inception, research and development (R&D center) has served as the fundamental pillar for the survival and expansion of PULANKA Rock Tools. Our R&D department conducts hardness testing, fatigue testing, material analysis, wear resistance testing, and product performance evaluations to ensure consistent product quality and reliability.







Furthermore, PULANKA conducts annual calibration and updates for all laboratory testing equipment to guarantee the precision of every test outcome. The data obtained from these assessments is pivotal for the continuous enhancement and maintenance of a robust rock drilling database. This data repository plays a critical role in enhancing various facets of quality analysis, market research, and the innovation of new product. This meticulous products process ensures that our testing procedures adhere to industry standards and yield reliable results essential for informed decision-making.



PRODUCTION PROCESS
FLOW CHART



The entire production process is achieved in-house by certified engineers and a highly-skilled workforce. From material selection to product packaging, all steps are aimed to provide our customers with a superior rock tool.

Step 1 - Forging

Quality steel is precision-forged to form the body of the drill bit.

Step 2 – Machining

The drill body is precisely machined according to engineering specifications, ensuring dimensional accuracy and product consistency.

Step 3 – Heat Treatment

Bits are placed inside our onsite, state-of-the-art heat treatment furnaces. We verify that the steel remains within the specified hardness, so the bit body maintains the highest level of strength and durability.

Step 4 – Carbide Pressing

During pressing, we measure every hole and button one-by-one to reduce the risk of performance issues.
Quality carbide is selected with strong support from a well-known and mature domestic supply chain to ensure the wear resistance and drilling performance of our products is higher than industry standards.

Step 5 - Packaging

Product is packaged for safe and convenient handling during shipments, inside warehouses by a green and recyclable material.



NEWLY BRANDED PACKAGE DESIGN

TO CRAFT
TO CREATE SUPERIOR ROCK TOOLS





“

CONTACT US FOR TECHNICAL SUPPORT AND PRODUCT INQUIRIES

Pulanka will provide you with the most reliable products and services.

24x7

DIRECTORY

Drifting And Tunneling

R22 series	P 03-04
R25 series	P 05-06
R28 series	P 07-09
R32 series	P 10-16
PR35 series	P 17-20

Long Hole Drilling

T38 series	P 24-29
T45 series	P 30-34
T51 series	P 35-39
PT60 series	P 40-42

Shank Adapter P 43-69

Drifter Spare Parts P 70

Tapered Drilling Tools P 71-86



HOW TO CHOOSE A STYLE



Convex Face

Designed for soft to medium-hard rock formations under low to medium air pressure conditions. The convex face profile promotes high penetration rates and offers excellent resistance to steel wash and gauge wear. Its aggressive drilling characteristics make it ideal for fast drilling applications, although hole deviation control is reduced compared to concave designs.



Drop Center

Engineered for high penetration performance and improved hole straightness in soft, medium-hard, and fractured rock formations. The recessed center design enhances drilling stability and promotes efficient cuttings evacuation, making it well suited for broken or variable ground conditions.



Flat Face

This bit is primarily designed for very hard and abrasive rock formations in high air pressure drilling conditions. The flat face configuration maximizes impact energy transfer directly into the rock, providing strong penetration performance, excellent face durability, and superior resistance to steel body wear in demanding applications.



Carving

The carved shape design is specifically created to enable high-speed drilling and excellent durability in medium-hard to hard rocks.

CARBIDE BUTTON SHAPE SELECTION



Spherical button

Domed /Spherical Buttons are usually used as gauge buttons of Top Hammer Bits, suitable for very abrasive and very hard formations.



Semi ballistic B2 button

Parabolic Buttons are usually used as gauge buttons and front buttons of Top Hammer Bits, suitable for medium abrasive and hard formations.



Semi ballistic B4 button

Ballistic Buttons are usually used as front buttons of Top Hammer Bits, suitable for medium abrasive and medium hard formations. They can also be used as gauge buttons if the rock is soft.



Conical button

Sharp Buttons are usually used as front buttons of Top Hammer Bits for soft formations providing fast penetration rates and low risk of button breakage.

CE ROHS ISO9001

DRIFTING AND TUNNELLING

**SUSTAINABILITY,
SERVICE & SATISFACTION**

GUIDE TO PRODUCT NO.

GUIDE TO PRODUCT NO.

Thread Button Bits Model Description

1	3	1	0 2 8	0 5	0 1	6	5	/ /

Type of product
1 = Drill bit
2 = Drill rod/tube
3 = Coupling
4 = Shank adapter
5 = Taper rod etc
6= Stone Working Tools
7 = Integral

Bit diameter in mm

Thread Type

01-R22	21-T32
02-R25	22-T35
03-R28	23-T38
04-R32	24-T45
05-R38	25-T51
11-PR35	26-T60
12-PR32	27-PT60
13-PR28	31-PT58
14-PR25	32-PT68
15-PR22	41-PL60
	42-Pwiz60

Gauge button angle
3=30°
2=25°
5=35°
4=40°
6=45°
0=sheet alloy

Product Type
1= Threaded cross Drill Bit
2= Threaded X-type Drill Bit
3=Threaded Button Bit
4=Reaming Bit
5=Retrac Bit

Face Design
1=Flat Face ,Normal Skirt
2=Flat Face,Retract Skirt
3=Concave Face,Normal Skirt
4=Concave Face,Retract skirt
5=sheet alloy,Normal Skirt
6=sheet alloy,Retract Skirt
7=Reaming bit with pilot
8=Reaming bit without pilot
9=Convex Face,Normal skirt
10=Convex Face,Retract skirt
11=Carving face, Normal Skirt
12=Carving face, Retract Skirt

Button NO.
01=X type bit
02=Cross bit
05=5buttons
06=6buttons
07=7buttons
08=8buttons
09=9buttons
10=10buttons
11=11buttons
12=12buttons
13=13buttons
14=14buttons
15=15buttons
16=16buttons
17=17buttons
18=18buttons
19=19buttons

Button Shape
0=Spherical button
1=sheet alloy
2=Conical button
4=Ballistic button
6= Parabolic button

Top dia
(for Reaming bit)
01=40
02=48
03=58
04=64

GUIDE TO PRODUCT NO.

Thread Drill Rods Model Description

2	7	6 3	1 0 0 0	0 4	0 2

Product name
7=Tunneling Drill Rod
8=Extension Rod
9=MF Drill Rod
0=Guide Rod

Length

Drill Bit End Thread Type

01=R22	13=PR28	25=T51
02=R25	14=PR25	26=T60
03=R28	15=PR22	27=PT60
04=R32	21=T32	31=PT58
05=R38	22=T35	32=PT68
11=PR35	23=T38	41=PL60
12=PR32	24=T45	42=Pwiz60

Type of product
1=Drill bit
2=Drill rod/tube
3=Coupling
4=Shank adapter
5=Taper rod etc.
6= Stone Working Tools
7=Integral

Rods Shape

61-H19	67-H38	05-R60
62-H22	01-R32	12-G57
63-H25	02-R39	13-G64
64-H28	03-R46	14-G76
65-H32	04-R52	15-G87
66-H35		

Shank End Thread Type

01=R22	13=PR28	25=T51
02=R25	14=PR25	26=T60
03=R28	15=PR22	27=PT60
04=R32	21=T32	31=PT58
05=R38	22=T35	32=PT68
11=PR35	23=T38	41=PL60
12=PR32	24=T45	42=Pwiz60

GUIDE TO PRODUCT NO.

Coupling Sleeves Model Description

8	4 5	0 4	0 4	1 5 0

Dia

Drill Bit End Thread Type

01=R22	11=PR35	21=T32
02=R25	12=PR32	22=T35
03=R28	13=PR28	23=T38
04=R32	14=PR25	24=T45
05=R38	15=PR22	

Length

Type of product

1=Drill bit	5=Taper rod etc.
2=Drill rod/tube	6=Stone Working Tools
3=Coupling	7=Integral
4=Shank adapter	8=Coupling Sleeves

Drill Bit Thread Type

01=R22	11=PR35	21=T32
02=R25	12=PR32	22=T35
03=R28	13=PR28	23=T38
04=R32	14=PR25	24=T45
05=R38	15=PR22	



R22 DRILL BITS



7D 7Q



Straight

○ Soft rock	◔ Moderately soft	◑ Moderate rock layer	◕ Moderately hard	● Hard rock layer

Technical Parameters

Product No.	Product Code	Front Shape	Body Shape	Diameter		Buttons No×Size(mm)		Gauge Buttons Angle°	Flushing Holes		Weight Approx.	Usage
				mm	inch	Gauge	Center		Side	Center	kg	Rock Hardness
button shape-semi ballistic B2												
131033070165	L33-R22-7D-35-B7	Flat face	Straight	33	-	5x7	2x7	35°	2	1	0.4	◑
131035070165	L35-R22-7D-35-B7	Flat face	Straight	35	-	5x7	2x7	35°	1	2	0.4	◑
button shape-spherical												
131041070165	L41-R22-7Q-35-B9	Flat face	Straight	41	1 5/8"	5x9	2x8	35°	2	1	0.6	◑

R22 HEX DRILL RODS



Technical Parameters

Product Code	Diameter		Length		M/F	M	Weight
	mm	inch	mm	ft/inch	Left Thread	Right Thread	kg
2762-0500-0101	22	7/8	500	1.6	R22	R22	1.6
2762-1000-0101	22	7/8	1000	3.3	R22	R22	3.2
2762-2000-0101	22	7/8	2000	6.6	R22	R22	6.4



Technical Parameters

Product Code	Diameter		Length		M/F	M	Weight
	mm	inch	mm	ft/inch	Left Thread	Right Thread	kg
2762-1000-0201	22	7/8	1000	3.3	R25	R22	3.7
2762-2000-0201	22	7/8	2000	6.6	R25	R22	6.9



Technical Parameters

Product Code	Diameter		Length		M/F	M	Weight
	mm	inch	mm	ft/inch	Left Thread	Right Thread	kg
2763-0500-0101	25	1	500	1' 7 5/8"	R22	R22	1.6
2763-1000-0101	25	1	1000	3' 3 3/8"	R22	R22	3.1
2763-2000-0101	25	1	2000	6' 6 3/4"	R22	R22	6.2



Technical Parameters

Product Code	Diameter		Length		M/F	M	Weight
	mm	inch	mm	ft/inch	Left Thread	Right Thread	kg
2763-1000-0201	25	1	1000	3' 3 3/8"	R25	R22	3.1
2763-2000-0201	25	1	2000	6' 6 3/4"	R25	R22	6.2

R22 COUPLING SLEEVES



Technical Parameters

Product No.	Product Code	Diameter		Length		Thread	Weight
		mm	inch	mm	ft/inch		kg
8320101140	LJT-32-R22-140	32	1¼	140	5 1/2"	R22	0.5

R25 DRILL BITS



7D 7Q



9D 9Q



Straight

○ Soft rock	◔ Moderately soft	◑ Moderate rock layer	◕ Moderately hard	● Hard rock layer

Technical Parameters

Product No.	Product Code	Front Shape	Body Shape	Diameter		Buttons No×Size(mm)		Gauge Buttons Angle°	Flushing Holes		Weight Approx.	Usage
				mm	inch	Gauge	Center		Side	Center	kg	Rock Hardness
button shape-semi ballistic B2												
131033070265A	L33-R25-7D-35-B7-A	Flat face	Straight	33	-	5x7	2x7	35°	1	2	0.3	◕
131033070265B	L33-R25-7D-35-B7-B	Flat face	Straight	33	-	5x7	2x7	35°	2	1	-	◕
131035070265A	L35-R25-7D-35-B7	Flat face	Straight	35	-	5x7	2x7	35°	2	1	0.4	◕
131035070265B	L35-R25-7D-35-B8	Flat face	Straight	35	-	5x8	2x7	35°	2	1	0.4	◕
131038070265A	L38-R25-7D-35-B9-A	Flat face	Straight	38	-	5x9	2x8	35°	2	1	0.5	◕
131038070265B	L38-R25-7D-35-B9-B	Flat face	Straight	38	-	5x9	2x7	35°	2	1	0.5	◕
131041070265	L41-R25-7D-35-B9	Flat face	Straight	41	1 5/8"	5x9	2x8	35°	2	1	0.6	◕
131043090265	L43-R25-9D-35-B9	Flat face	Straight	43	1 1/16"	6x9	3x8	35°	1	3	0.6	◑
131045070265	L45-R25-7D-35-B11	Flat face	Straight	45	1 3/4"	5x11	2x8	35°	2	1	0.7	◕
131045090265	L45-R25-9D-35-B10	Flat face	Straight	45	1 3/4"	6x10	3x8	35°	1	3	0.7	◑
131051090265	L51-R25-9D-35-B10	Flat face	Straight	51	-	6x10	3x9	35°	1	3	0.8	◕
button shape-semi ballistic B2 + B4												
131035070265C	L35-R25-7D-35-B9	Flat face	Straight	35	-	5×9 B4	2x7 B2	35°	2	1	0	◕
button shape-spherical												
131035070205	L35-R25-7Q-35-B7	Flat face	Straight	35	-	5x7	2x7	35°	2	1	-	◕
131048090205	L48-R25-9Q-35-B10	Flat face	Straight	48	-	6x10	3x9	35°	1	3	0.8	◑

R25 HEX DRILL RODS



Technical Parameters

Product Code	Diameter		Length		Left Thread	Right Thread	Weight
	mm	inch	mm	ft/inch			kg
2762-1000-0202	22	7/8	1000	3' 3 3/8"	R25	R25	3.1
2762-1200-0202	22	7/8	1200	3' 11 1/4"	R25	R25	3.7
2762-1600-0202	22	7/8	1600	5' 3"	R25	R25	5.1
2762-1800-0202	22	7/8	1800	5' 10 7/8"	R25	R25	5.8
2763-1220-0202	25	1	1220	-	R25	R25	-

R25 HEX DRILL RODS



Technical Parameters

Product Code	Diameter		Length		Left Thread	Right Thread	Weight
	mm	inch	mm	ft/inch			kg
2763-2400-0302	25	1	2400	8"	R28	R25	9.8
2763-3090-0302	25	1	3090	10'2"	R28	R25	12.6
2763-3700-0302	25	1	3700	12'2"	R28	R25	15.2
2763-4305-0302	25	1	4305	14'2"	R28	R25	17.6
2763-2175-0302	25	1	2175	-	R28	R25	8.7
2763-2375-0302	25	1	2375	-	R28	R25	9.5
2763-2475-0302	25	1	2475	-	R28	R25	9.9
2763-2785-0302	25	1	2785	-	R28	R25	11.14

R25 HEX DRILL RODS



Technical Parameters

Product Code	Diameter		Length		Left Thread	Right Thread	Weight
	mm	inch	mm	ft/inch			kg
2763-1000-0402	25	1	1000	3' 3 3/8"	R32	R25	4.3
2763-2000-0402	25	1	2200	7' 10 1/2"	R32	R25	8.7
2763-2175-0402	25	1	2175	-	R32	R25	8.9
2763-2475-0402	-	-	2475	-	R32	R25	10.1
2763-2630-0402	-	-	2630	-	R32	R25	10.72
2763-2700-0402	-	-	2700	-	R32	R25	11

R25 COUPLING SLEEVES



Technical Parameters

Product No.	Product Code	Diameter		Length		Thread	Weight
		mm	inch	mm	ft/inch		kg
8350202140	LJT-35-R25-140	35	1 3/8"	140	5 1/2"	R25	0.6
8350202150	LJT-44-R25-150	44	1 3/4"	150	6"	R25	1.2

R28 DRILL BITS



7D 7Q



9D 9Q



Straight

○ Soft rock	◔ Moderately soft	◑ Moderate rock layer	◕ Moderately hard	● Hard rock layer

Technical Parameters

Product No.	Product Code	Front Shape	Body Shape	Diameter		Buttons No×Size(mm)		Gauge Buttons Angle°	Flushing Holes		Weight Approx.	Usage
				mm	inch	Gauge	Center		Side	Center	kg	Rock Hardness
button shape-semi ballistic B2												
131038070365A	L38-R28-7D-35-B9-A	Flat face	Straight	38	-	5x9	2x8	35°	2	1	0.5	◑ ◕
131038070365B	L38-R28-7D-35-B9-B	Flat face	Straight	38	-	5×9	2x7	35°	2	2	-	◑ ◕
131041070365	L41-R28-7D-35-B9	Flat face	Straight	41	-	5x9	2x8	35°	1	2	0.55	◕
131043070365	L43-R28-7D-35-B9	Flat face	Straight	43	1 1/16"	5x9	2x8	35°	2	1	0.7	◕
131043090365	L43-R28-9D-35-B9	Flat face	Straight	43	1 1/16"	6x9	3x8	35°	1	3	0.7	◕
131045090365	L45-R28-9D-35-B9	Flat face	Straight	45	1 3/4"	6x9	3x8	35°	1	3	0.8	◕
131051090365	L51-R28-9D-35-B10	Flat face	Straight	51	-	6x10	3x9	35°	1	3	0.8	◕
button shape-spherical												
131038070305	L38-R28-7Q-35-B9	Flat face	Straight	38	-	5x9	2x8	35°	2	1	0.5	◑ ◕
131045090305	L45-R28-9Q-35-B10	Flat face	Straight	45	1 3/4"	6x10	3x8	35°	1	3	0.8	◕

R28 HEX DRILL RODS



Technical Parameters

Product Code	Diameter		Length		Left Thread	Right Thread	Weight
	mm	inch	mm	ft/inch			kg
2764-3090-0303	28	1 1/8"	3090	10"	R28	R28	15.8
2764-3700-0303	28	1 1/8"	3700	12'2"	R28	R28	19.2
2764-4305-0303	28	1 1/8"	4305	14'2"	R28	R28	23.0



Technical Parameters

Product Code	Diameter		Length		Left Thread	Right Thread	Weight
	mm	inch	mm	ft/inch			kg
2764-3090-0403	28	1 1/8"	3090	10'	R32	R28	15.9
2764-3700-0403	28	1 1/8"	3700	12'2"	R32	R28	18.5
2764-4305-0403	28	1 1/8"	4305	14'2"	R32	R28	21.5
2764-2175-0403	28	1 1/8"	2175	-	R32	R28	11
2764-2200-0403	28	1 1/8"	2200	-	R32	R28	11.19
2764-2375-0403	28	1 1/8"	2375	-	R32	R28	12.1
2764-2475-0403	28	1 1/8"	2475	-	R32	R28	12.59
2764-2500-0403	28	1 1/8"	2500	-	R32	R28	-
2764-2600-0403	28	1 1/8"	2600	-	R32	R28	13.3
2764-2750-0403	28	1 1/8"	2750	-	R32	R28	-
2764-2800-0403	28	1 1/8"	2800	-	R32	R28	14.24
2765-3090-0403	32	1 1/4"	3090	10'	R32	R28	19.6
2765-3700-0403	32	1 1/4"	3700	12'2"	R32	R28	23.6
2765-4305-0403	32	1 1/4"	4305	14'2"	R32	R28	27.4
2765-4915-0403	32	1 1/4"	4915	16'	R32	R28	31.3

R28 HEX DRILL RODS



Technical Parameters

Product Code	Diameter		Length		Left Thread	Right Thread	Weight
	mm	inch	mm	ft/inch			kg
2765-3090-0603	32	1 1/4"	3090	10'	R38	R28	19.7
2765-3700-0603	32	1 1/4"	3700	12'2"	R38	R28	23.6
2765-4305-0603	32	1 1/4"	4305	14'2"	R38	R28	27.3
2765-4915-0603	32	1 1/4"	4915	16'	R38	R28	31.3
2765-3090-0603	32	1 1/4"	3090	10'	R38	R28	19.7
2765-3700-0603	32	1 1/4"	3700	12'2"	R38	R28	23.6
2765-4305-0603	32	1 1/4"	4305	14'2"	R38	R28	27.3
2765-4915-0603	32	1 1/4"	4915	16'	R38	R28	31.3



Technical Parameters

Product Code	Diameter		Length		Left Thread	Right Thread	Weight
	mm	inch	mm	ft/inch			kg
2765-3090-2303	32	1 1/4"	3090	10'	T38	R28	19.7
2765-3700-2303	32	1 1/4"	3700	12'2"	T38	R28	23.6
2765-4305-2303	32	1 1/4"	4305	14'2"	T38	R28	27.3
2765-4915-2303	32	1 1/4"	4915	16'	T38	R28	31.3

R28 COUPLING SLEEVES



Technical Parameters

	Product Code	Diameter		Length		Thread	Weight
		mm	inch	mm	ft/inch		kg
8390303140	LJT-41-R28-140	41	1 5/8"	160	6 1/4"	R28	0.8
8440303150	LJT-45-R32-R28-150	45	1 3/4"	150	6"	R28	1.2

R32 DRILL BITS

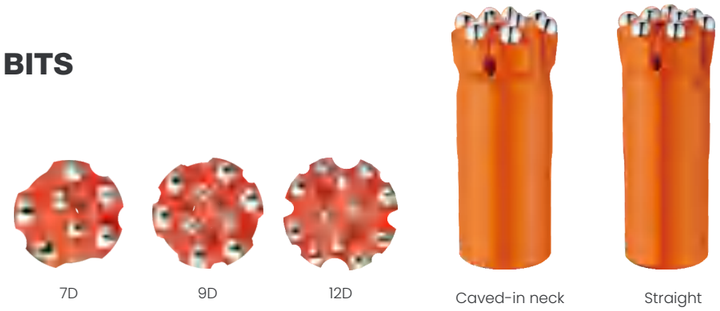

7D 9D 12D Caved-in neck Straight

Technical Parameters

○ Soft rock | ◔ Moderately soft | ◑ Moderate rock layer | ◕ Moderately hard | ● Hard rock layer

Product No.	Product Code	Front Shape	Body Shape	Diameter		Buttons No×Size(mm)		Gauge Buttons Angle°	Flushing Holes		Weight Approx.	Usage
				mm	inch	Gauge	Center		Side	Center	kg	Rock Hardness
button shape-semi ballistic B4												
131045090465A	L45-R32-9D-35-B10	Flat face	Straight	45	1 3/4"	6x10	3x8	35°	1	3	-	◑
131045090463	L45-R32-9D-30-B10	Flat face	Caved-in neck	45	1 3/4"	6x10	3x8 (Z)	30°	1	3	-	◑
button shape-semi ballistic B2												
131041070465A	L41-R32-7D-35-B9	Flat face	Straight	41	1 5/8"	5x9	2x8	35°	2	1	0.55	◕
131041090465	L41-R32-9D-35-B9	Flat face	Straight	41	1 5/8"	6x9	3x8	35°	1	3	-	◑
131041070465B	L41-R32-7D-35-B9	Flat face	Caved-in neck	41	1 5/8"	5×9	2x8	35°	1	2	-	◕
131043090465A	L43-R32-9D-35-B9	Flat face	Straight	43	1 1/16"	6x9	3x8	35°	3	3	-	◑
131043090463A	L43-R32-9D-30-B9	Flat face	Caved-in neck	43	1 1/16"	6x9	3x8	30°	1	3	-	◔
131043090465B	L43-R32-9D-35-B9	Flat face	Straight	43	1 1/16"	6x8	3x8	35°	1	3	-	◑
131045090465B	L45-R32-9D-35-B9	Flat face	Straight	45	1 3/4"	6x9	3x8	35°	1	3	-	◑
131045090465C	L45-R32-9D-35-B9	Flat face	Straight	45	1 3/4"	6x9	3x8 (Z)	35°	1	3	-	◕
131043090463B	L43-R32-9D-30-B9	Flat face	Straight	43	1 1/16"	6x9	3x8	30°	1	3	0.67	◔
131043090465C	L43-R32-9D-35-B9	Flat face	Straight	43	1 1/16"	6x9	3x8	35°	1	3	0.6	◑
131043090465D	L43-R32-9D-35-B9	Flat face	Straight	43	-	6x9	3x8	35°	1	3	-	-
131045070465	L45-R32-7D-35-B11	Flat face	Straight	45	1 3/4"	5x11	2x9	35°	2	1	0.7	◕
131045090465D	L45-R32-9D-35-B9	Flat face	Straight	45	1 3/4"	6x9	3x8	35°	1	3	0.8	◕
131045090465E	L45-R32-9D-35-B10	Flat face	Straight	45	1 3/4"	6x10	3x8	35°	1	3	0.8	◕
131048070465	L48-R32-7D-35-B10	Flat face	Straight	48	-	5x10	2x9	35°	2	1	0.8	●
131048090465B	L48-R32-9D-35-B10	Flat face	Straight	48	-	6x10	3x9	35°	1	3	0.9	◕
139048090465	L48-R32-9D-35-B11	Convex Face	Straight	48	-	6x11	3x9	35°	1	3	0.9	◕
131048090465A	L48-R32-9D-35-B10	Flat face	Straight	48	-	6x10	3x9	35°	1	3	-	◕
131051070465	L51-R32-7D-35-B10	Flat face	Straight	51	-	5x10	2x10	35°	2	1	1	●
131051090465	L51-R32-9D-35-B10	Flat face	Straight	51	-	6x10	3x9	35°	1	3	1.1	◕
131054090465	L54-R32-9D-35-B10	Flat face	Straight	54	-	6x10	3x9	35°	1	3	1.1	◕
131057090465	L57-R32-9D-35-B10	Flat face	Straight	57	-	6x10	3x10	35°	1	3	1.3	◕
131064120465	L64-R32-12D-35-B10	Flat face	Straight	64	2 1/2"	8x10	4x10	35°	2	2	1.4	◕
131076120465	L76-R32-12D-35-B12	Flat face	Straight	76	-	8x12	4x12	35°	2	2	-	◕

R32 DRILL BITS



7Z 8Z 9D 9Z 9DZ 9Q Caved-in neck Straight

Technical Parameters

○ Soft rock	◔ Moderately soft	◑ Moderate rock layer	◕ Moderately hard	● Hard rock layer

Product No.	Product Code	Front Shape	Body Shape	Diameter		Buttons No×Size(mm)		Gauge Buttons Angle°	Flushing Holes		Weight Approx.	Usage
				mm	inch	Gauge	Center		Side	Center	kg	Rock Hardness
button shape-semi ballistic B2+B4												
131043090465C	L43-R32-9D-35-B9	Flat face	Straight	43	1 1/16"	6x9 B4	3x8 B2	35°	1	3	-	◕
131043090463C	L43-R32-9D-30-B9	Flat face	Caved-in neck	43	1 1/16"	6x9 B4	3x8 B2	30°	1	3	-	◔
131045090465F	L45-R32-9D-35-B10	Flat face	Straight	45	1 3/4"	6x10 B4	3x8 B2	35°	1	3	-	◕
131045090465G	L45-R32-9D-35-B10	Flat face	Caved-in neck	45	1 3/4"	6x10 B4	3x8 B2	35°	1	3	-	◕
button shape-conical												
131043080425	L43-R32-8Z-35-B8	Flat face	Straight	43	1 1/16"	6x8	2x8	35°	1	2	0.6	◔
131043090425	L43-R32-9Z-35-B9	Flat face	Straight	43	1 1/16"	6x9	3x8	35°	1	3	-	◑
131060070424	L60-R32-7Z-40-B12-L12	Flat face	Straight	60	-	5X12	2x12	40°	1	2	-	◕
button shape-semi ballistic+button shape-conical												
1310430904(24)5	L43-R32-9DZ-35-B9	Flat face	Straight	43	1 1/16"	6x9 (conical)	3x8 (semi ballistic)	35°	1	3	-	◑
1310480904(24)5	L48-R32-9DZ-35-B10	Flat face	Straight	48	-	6x10 (conical)	3x9 (semi ballistic)	35°	1	3	-	◑
button shape-spherical												
131045090405A	L45-R32-9Q-35-B10	Flat face	Straight	45	1 3/4"	6x10	3x8	35°	1	3	-	◑
131045090405B	L45-R32-9Q-35-B10	Flat face	Straight	45	1 3/4"	6x10	3x8	35°	1	3	-	◑
131045090405C	L45-R32-9Q-35-B9	Flat face	Straight	45	1 3/4"	6x9	3x8	35°	1	3	-	◑
131043090405	L43-R32-9Q-35-B9	Flat face	Straight	43	-	6x9	3x8	35°	1	3	-	-
131041070405	L41-R32-7Q-35-B9	Flat face	Caved-in neck	41	-	5x9	2x8	35°	1	2	-	-

R32 RETRACT DRILL BITS



9D 12D 13D 14D Normal retrac

Technical Parameters

○ Soft rock	◔ Moderately soft	◑ Moderate rock layer	◕ Moderately hard	● Hard rock layer

Product No.	Product Code	Front Shape	Body Shape	Diameter		Buttons No×Size(mm)		Gauge Buttons Angle°	Flushing Holes		Weight Approx.	Usage
				mm	inch	Gauge	Center		Side	Center	kg	Rock Hardness
button shape-semi ballistic B2												
152064090465	LF64-R32-9D-35-B12	Flat face	Normal retrac	64	2 1/2"	6x12	3×11	35°	1	3	2.3	◕
152064120465	LF64-R32-12D-35-B10	Flat face	Normal retrac	64	2 1/2"	8x10	4×10	35°	2	2	2.5	◕
152089130465	LF89-R32-13D-35-B12	Flat face	Normal retrac	89	3 1/2"	8x12	5×12	35°	-	4	4.8	◕
154089140465	LF89-R32-14D-35-B13-DC	Drop center	Normal retrac	89	3 1/2"	8x13	4×12 2×10	35°	-	4	4.8	◕

R32 REAMING DRILL BITS



12Q 15Z 15Q 18Q 18Z Reaming

○ Soft rock	◔ Moderately soft	◑ Moderate rock layer	◕ Moderately hard	● Hard rock layer

Technical Parameters

Product No.	Product Code	Front Shape	Body Shape	Diameter		Buttons No×Size(mm)		Gauge Buttons Angle°	Flushing Holes		Weight Approx.	Usage
				mm	inch	Gauge	Center		Side	Center	kg	Rock Hardness
button shape-spherical												
148076120405A	LK76-R32-12Q-35-B12	Flat face	Reaming	76	3″	2x10 9x12	1x9	35°	1	3	1.8	◕
148076120405B	LK76-R32-12Q-35-B11	Flat face	Reaming	76	3″	9x11 2x10	1x9	35°	1	3	2	◕
14707612040501	LK76-R32(40)-12Q-35-B12	Flat face	Reaming	76	3″	9x12 2×9	1x8	35°	1	3	1.9	◕
14708915040501	LK89-R32(40)-15Q-35-B12	Flat face	Reaming	89	3 1/2″	12x12 2×9	1x8	35°	2	3	2.7	◕
148089150405	LK89-R32-15Q-35-B12	Flat face	Reaming	89	3 1/2″	12x12 2x12	1x10	35°	2	3	-	◕
148102150405	LK102-R32-15Q-35-B13	Flat face	Reaming	102	4″	8x13	1x11 2x13 4×13	35°	2	3	3.1	◕
14710218040501A	LK102-R32(40)-18Q-35-B12	Flat face	Reaming	102	4″	14X12 3×8	1X8	35°	2	3	3.8	◕
14710218040501B	LK102-R32(40)-18Q-35-B12	Flat face	Reaming	102	4″	14X12 3×8	1x8	35°	2	3	-	◕
button shape-conical												
14710218042501	LK102-R32(40)-18Z-35-B12	Flat face	Reaming	102	4″	14X12 3×8	1x8	35°	2	3	-	◕
148102150425	LK102-R32-15Z-35-B13	Flat face	Reaming	102	4″	8x13	4×13 2x13 1x10	35°	2	3	-	◕

R32 HEX DRILL RODS

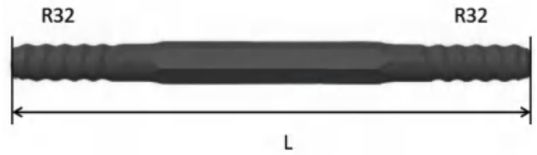

Technical Parameters

Product Code	Diameter		Length		Left Thread	Right Thread	Weight
	mm	inch	mm	ft/inch			kg
2701-0800-0404	32	1 1/4″	915	3	R32	R32	4.8
2701-1220-0404	32	1 1/4″	1220	4	R32	R32	6.7
2701-1525-0404	32	1 1/4″	1525	5	R32	R32	8.3
2701-1830-0404	32	1 1/4″	1830	6	R32	R32	10.0
2701-3050-0404	32	1 1/4″	3050	10	R32	R32	16.6
2701-3660-0404	32	1 1/4″	3660	12	R32	R32	20.0

R32 HEX DRILL RODS

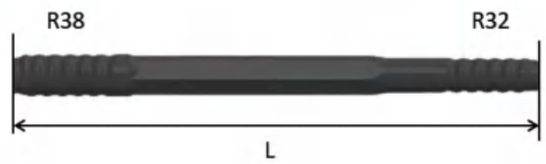

Technical Parameters

Product Code	Diameter		Length		Left Thread	Right Thread	Weight
	mm	inch	mm	ft/inch			kg
2765-3090-0604	32	1 1/4"	3050	10'	R38	R32	19.7
2765-3700-0604	32	1 1/4"	3660	12'	R38	R32	23.6
2765-3700-0604	32	1 1/4"	3700	-	R38	R32	24.0
2765-4305-0604	32	1 1/4"	4305	14'2"	R38	R32	27.5
2765-2400-0604	32	1 1/4"	2400	-	R38	R32	15.6
2765-3090-0604	32	1 1/4"	3090	-	R38	R32	20.1
2766-3090-0604	35	1 1/4"	3090	10'	R38	R32	24.0
2766-3700-0604	35	1 1/4"	3700	12'	R38	R32	28.7
2766-4305-0604	35	1 1/4"	4305	14'2"	R38	R32	33.7
2766-4915-0604	35	1 1/4"	4915	-	R38	R32	-
2766-5525-0604	35	1 1/4"	5525	-	R38	R32	-
2766-6400-0604	35	1 1/4"	6400	-	R38	R32	-
2766-3100-0604	35	1 1/4"	3100	-	R38	R32	-
2766-2500-0604	35	1 1/4"	2500	-	R38	R32	-
2766-3660-0604	35	1 1/4"	3660	-	R38	R32	-

R32 HEX DRILL RODS



Technical Parameters

Product Code	Diameter		Length		Left Thread	Right Thread	Weight
	mm	inch	mm	ft/inch			kg
2765-3090-2304	32	1 1/4"	3090	10'2"	T38	R32	19.7
2765-3700-2304	32	1 1/4"	3700	12'2"	T38	R32	23.6
2765-4305-2304	32	1 1/4"	4305	14'2"	T38	R32	27.5
2765-4915-2304	32	1 1/4"	4915	16'2"	T38	R32	31.3
2766-3090-2304	35	1 3/8"	3090	10'2"	T38	R32	23.9
2766-3700-2304	35	1 3/8"	3700	12'2"	T38	R32	28.6
2766-4305-2304	35	1 3/8"	4305	14'2"	T38	R32	33.6
2766-4915-2304	35	1 3/8"	4915	16'2"	T38	R32	38.3
2766-5525-2304	35	1 3/8"	5525	18'2"	T38	R32	43.2
2766-6400-2304	35	1 3/8"	6400	-	T38	R32	50.6
2766-3660-2304	35	1 3/8"	3660	-	T38	R32	28.9
2766-2700-2304	35	1 3/8"	2700	-	T38	R32	21.3
2766-3350-2304	35	1 3/8"	3350	-	T38	R32	26.5
2766-6100-2304	35	1 3/8"	6100	-	T38	R32	-

R32 MF DRILL RODS

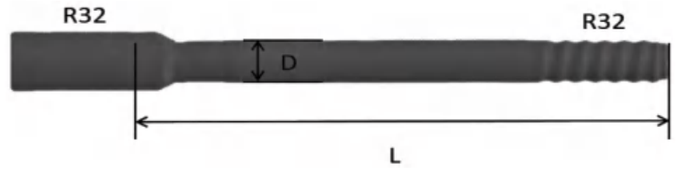

Technical Parameters

Product Code	Diameter		Length		Left Thread	Right Thread	Weight
	mm	inch	mm	ft/inch			kg
2901-0915-0404	32	1 1/4"	915	3'	R32	R32	5.5
2901-1220-0404	32	1 1/4"	1220	4'	R32	R32	7.3
2901-1525-0404	32	1 1/4"	1525	5'	R32	R32	9.0
2901-2830-0404	32	1 1/4"	1830	6'	R32	R32	10.5
2901-3050-0404	32	1 1/4"	3050	10'	R32	R32	18.6
2901-3660-0404	32	1 1/4"	3660	12'	R32	R32	22.1



Technical Parameters

Product Code	Diameter		Length		Left Thread	Right Thread	Weight
	mm	inch	mm	ft/inch			kg
2003-1220-0404	35	1 3/8"	1220	4'	T38	R32	10.0
2003-1525-0404	35	1 3/8"	1525	5'	T38	R32	12.5
2003-1830-0404	35	1 3/8"	1830	6'	T38	R32	14.2
2966-3700-2304	35	1 3/8"	3700	-	T38F	R32	30.4
2966-4305-2304	35	1 3/8"	4305	-	T38F	R32	35.2
2966-4915-2304	35	1 3/8"	4915	-	T38F	R32	39.9

R32 COUPLING SLEEVES



Technical Parameters

	Product Code	Diameter		Length		Thread	Weight
		mm	inch	mm	ft/inch		kg
8450404150	LJT-45-R32-150	45	1 3/4"	150	6"	R32	0.9
8550404175	LJT-55-R32-170	55	2 1/8"	175	6 7/8"	R32	2.3
8550404185	LJT-55-R32-R38-190	55	2 1/8"	190	7 1/2"	R32	2.4

PR35 DRILL BITS

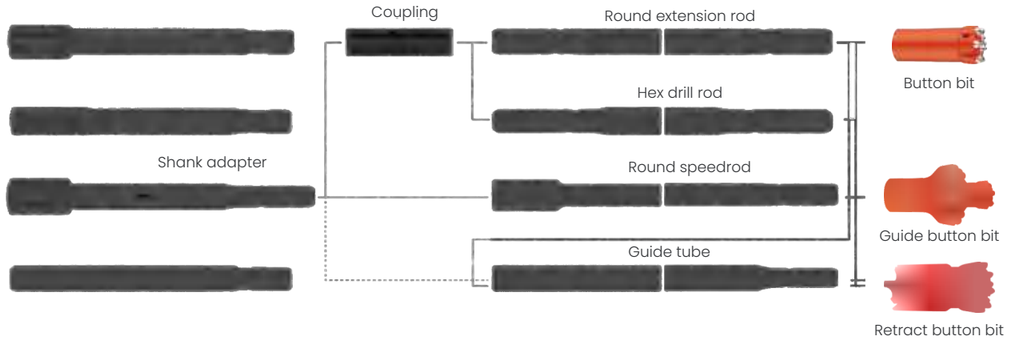



Straight



9D



12D

○ Soft rock	◔ Moderately soft	◑ Moderate rock layer	◕ Moderately hard	● Hard rock layer

Technical Parameters

Product No.	Product Code	Front Shape	Body Shape	Diameter		Buttons No×Size(mm)		Gauge Buttons Angle°	Flushing Holes		Weight Approx.	Usage
				mm	inch	Gauge	Center		Side	Center	kg	Rock Hardness
button shape-semi ballistic B2												
139043091165A	L43-PR35-9D-35-B9	Convex Face	Straight	43	1 1/16"	6x9	3x8 (Z)	35°	1	3	0.6	◑
131045091165C	L45-PR35-9D-35-B9	Flat face	Straight	45	1 3/4"	6x9	3x8 (Z)	35°	1	3	-	◑
131045091165A	L45-PR35-9D-35-B10	Flat face	Straight	45	1 3/4"	6X10	3x8 (Z)	35°	1	3	0.7	◑
131045091165B	L45-PR35-9D-35-B9	Flat face	Straight	45	1 3/4"	6X9	3x8 (Z)	35°	1	3	0.7	◑
131048091165	L48-PR35-9D-35-B10	Flat face	Straight	48	-	6X10	3X9	35°	1	3	0.8	◑
131051091165	L51-PR35-9D-35-B10	Flat face	Straight	51	-	6x10	3x9	35°	1	3	0.9	◑
131057091165	L57-PR35-9D-35-B10	Flat face	Straight	57	-	6X10	3X10	35°	1	3	1.1	◑
131064121165	L64-PR35-12D-35-B10	Flat face	Straight	64	2 1/2"	8x10	4×10	35°	2	2	1.4	●
131076121165	L76-PR35-12D-35-B12	Flat face	Straight	76	3"	8x12	4×12	35°	2	2	-	●

PR35 DRILL BITS



9D 9Q



Straight

○ Soft rock	◔ Moderately soft	◑ Moderate rock layer	◕ Moderately hard	● Hard rock layer

Technical Parameters

Product No.	Product Code	Front Shape	Body Shape	Diameter		Buttons No×Size(mm)		Gauge Buttons Angle°	Flushing Holes		Weight Approx.	Usage
				mm	inch	Gauge	Center		Side	Center	kg	Rock Hardness
button shape-semi ballistic B4												
139043091165B	L43-PR35-9D-35-B9	Convex Face	Straight	43	1 1/16"	6x9	3x8	35°	1	3	-	◑
139043091165C	L43-PR35-9D-35-B9	Convex Face	Straight	43	1 1/16"	6x9	3x8	35°	1	3	-	◑
131045091165D	L45-PR35-9D-35-B10	Flat face	Straight	45	1 3/4"	6x10	3x8	35°	1	3	-	◑
131045091165E	L45-PR35-9D-35-B10	Flat face	Straight	45	1 3/4"	6x10	3x8 (Z)	35°	1	3	-	◑
button shape-spherical												
139043091105A	L43-PR35-9Q-35-B9	Convex Face	Straight	43	1 1/16"	6x9	3x8	35°	1	3	-	◑
139043091105B	L43-PR35-9Q-35-B9	Convex Face	Straight	43	1 1/16"	6x9	3x8	35°	1	3	-	◑
131045091105	L45-PR35-9Q-35-B10	Flat face	Straight	45	1 3/4"	6x10	3x8	35°	1	3	-	◑

PR35 RETRACT DRILL BITS



9D



Normal retrac

○ Soft rock	◔ Moderately soft	◑ Moderate rock layer	◕ Moderately hard	● Hard rock layer

Technical Parameters

Product No.	Product Code	Front Shape	Body Shape	Diameter		Buttons No×Size(mm)		Gauge Buttons Angle°	Flushing Holes		Weight Approx.	Usage
				mm	inch	Gauge	Center		Side	Center	kg	Rock Hardness
152051091165	LF51-PR35-9D-35-B10	Flat face	Normal retrac	51	-	6x10	3x9	35°	1	3	1.2	◑

PR35 REAMING DRILL BITS

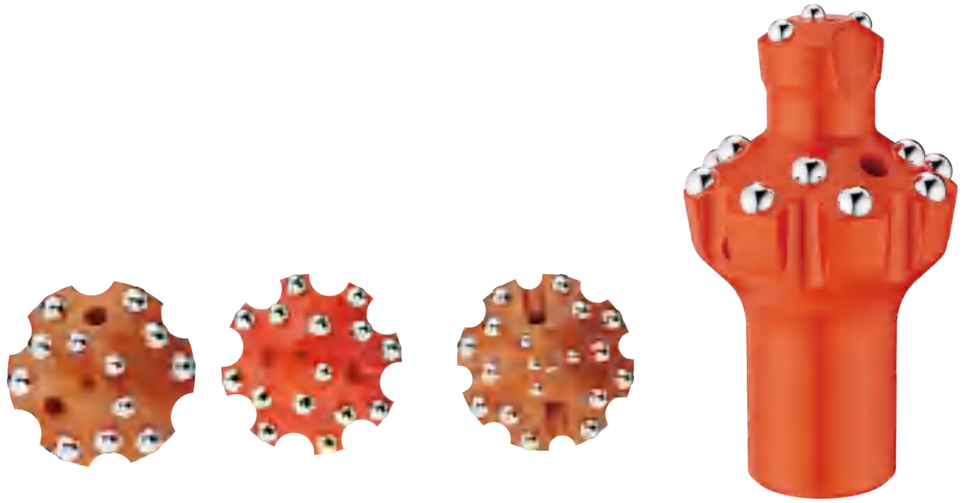

12Q 15Q 18Q Reaming

○ Soft rock	◔ Moderately soft	◑ Moderate rock layer	◕ Moderately hard	● Hard rock layer

Technical Parameters

Product No.	Product Code	Front Shape	Body Shape	Diameter		Buttons No×Size(mm)		Gauge Buttons Angle°	Flushing Holes		Weight Approx.	Usage
				mm	inch	Gauge	Center		Side	Center	kg	Rock Hardness
148076121105	LK76-PR35-12Q-35-B12	Flat face	Reaming	76	3″	9x12 2x10	1x9	35°	1	3	3.7	●
14707612110501	LK76-PR35(40)-12Q-35-B12	Flat face	Reaming	76	3″	9x12 2x10	1x10	35°	1	3	1.9	●
148089151105	LK89-PR35-15Q-35-B12	Flat face	Reaming	89	3 1/2″	12x12 2x12	1x10	35°	2	3	2.5	●
14708915110501	LK89-PR35(40)-15Q-35-B12	Flat face	Reaming	89	3 1/2″	12x12 2x12	1x9	35°	2	3	2.4	●
14710218110501	LK102-PR35(40)-18Q-35-B13	Flat face	Reaming	102	4″	14x13 3×8	1x8	35°	2	3	3.1	●

PR35 HEX DRILL RODS

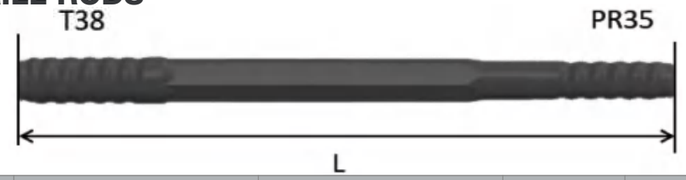

Technical Parameters

Product Code	Diameter		Length		Left Thread	Right Thread	Weight
	mm	inch	mm	ft/inch			kg
2766-3090-0611	35	1 3/8"	3090	10'	T38	PR35	24.3
2766-3700-0611	35	1 3/8"	3700	12'2"	T38	PR35	28.7
2766-4305-0611	35	1 3/8"	4305	14'2"	T38	PR35	33.7
2766-4915-0611	35	1 3/8"	4915	16'	T38	PR35	38.2
2766-5525-0611	35	1 3/8"	5525	18'2"	T38	PR35	43.1
2766-3100-2311	35	1 3/8"	3100	-	T38	PR35	24.29
2766-1220-2311	35	1 3/8"	1220	-	T38	PR35	9.3

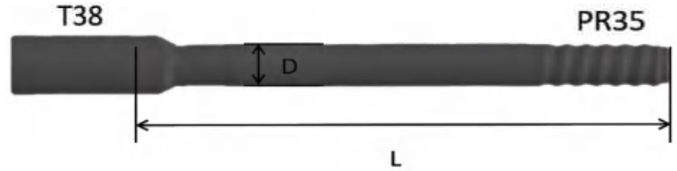

Technical Parameters

Product Code	Diameter		Length		Left Thread	Right Thread	Weight
	mm	inch	mm	ft/inch			kg
2766-3090-2311	35	1 3/8″	3090	10′	T38	PR35	24.9
2766-3700-2311	35	1 3/8″	3700	12′2″	T38	PR35	28.6
2766-4305-2311	35	1 3/8″	4305	14′2″	T38	PR35	33.3
2766-4915-2311	35	1 3/8″	4915	16′	T38	PR35	36.8
2766-5525-2311	35	1 3/8″	5525	18′2″	T38	PR35	43.2
2966-3700-2311	35	1 3/8″	3700	-	T38F	PR35	28.99

PR35 COUPLING SLEEVES



Technical Parameters

	Product Code	Diameter		Length		Thread	Weight
		mm	inch	mm	ft/inch		kg
8511111150	LJT-51-PR35-150	51	2″	150	6″	PR35	1.3
8551111185	LJT-55-PR35-185	55	2 1/6″	185	7 1/2″	PR35	2.2
8551111210	LJT-55-PR35-210	55	2 1/6″	210	8 1/2″	PR35	1.9



GUIDE TO PRODUCT NO.

Thread Drill Rods Model Description

1	2	3	4	5	6	7
2	8	0 2	1 2 2 0	2 3		2 3

1 Product name
7=Tunneling Drill Rod
8=Extension Rod
9=MF Drill Rod
0=Guide Rod

2 Type of product
1=Drill bit
2=Drill rod/tube
3=Coupling
4=Shank adapter
5=Taper rod etc.
6=Stone Working Tools
7=Integral

3 Rods Shape

61-H19	01-R32	12-G57
62-H22	02-R39	13-G64
63-H25	03-R46	14-G76
64-H28	04-R52	15-G87
65-H32	05-R56	
66-H35	06-R60	
67-H38	07-R63	

4 Length

5 Drill Bit End Thread Type

01=R22	13=PR28	25=T51
02=R25	14=PR25	26=T60
03=R28	15=PR22	27=PT60
04=R32	21=T32	31=PT58
05=R38	22=T35	32=PT68
11=PR35	23=T38	41=PL60
12=PR32	24=T45	42=Pwiz60

6 Shank End Thread Type

01=R22	14=PR25	27=PT60
02=R25	15=PR22	31=PT58
03=R28	21=T32	32=PT68
04=R32	22=T35	41=PL60
05=R38	23=T38	42=Pwiz60
11=SR35	24=T45	
12=PR32	25=T51	
13=PR28	26=T60	

GUIDE TO PRODUCT NO.

Coupling Sleeves Model Description

Diameter		Drill Bit End Thread Type		Length		
8	6 3	2 4	2 4	2	1	0

Type of product

1=Drill bit	5=Taper rod etc.
2=Drill rod/tube	6=Stone Working Tools
3=Coupling	7=Integral
4=Shank adapter	8=Coupling Sleeves

Drill Bit Thread Type

01=R22	11=PR35	21=T32
02=R25	12=PR32	22=T35
03=R28	13=PR28	23=T38
04=R32	14=PR25	24=T45
05=R38	15=PR22	

Drill Bit End Thread Type

01=R22	11=PR35	21=T32
02=R25	12=PR32	22=T35
03=R28	13=PR28	23=T38
04=R32	14=PR25	24=T45
05=R38	15=PR22	

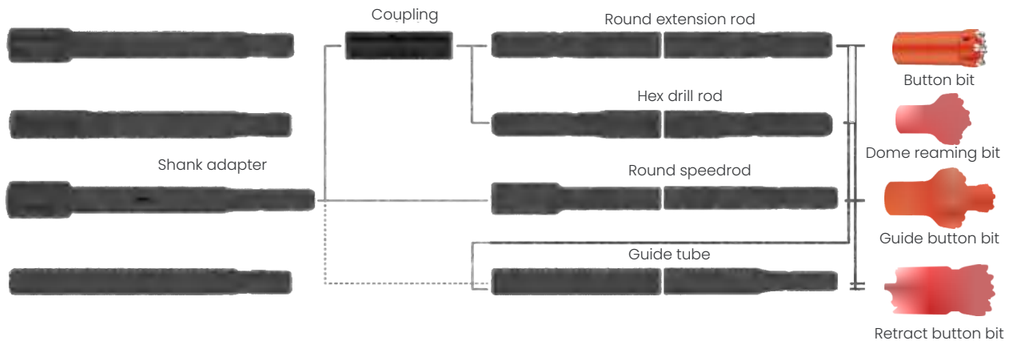

T38 DRILL BITS

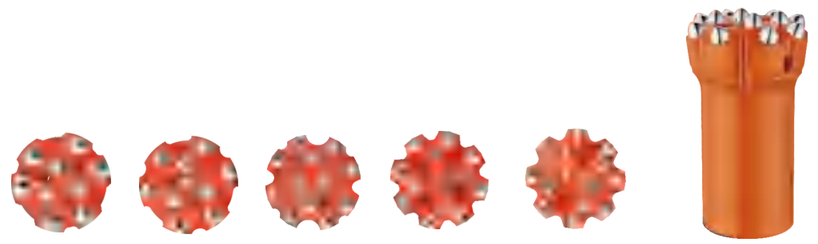

○ Soft rock	◔ Moderately soft	◑ Moderate rock layer	◕ Moderately hard	● Hard rock layer

Technical Parameters

Product No.	Product Code	Front Shape	Body Shape	Diameter		Buttons(mm) No×Size		Edge tooth Angle	Flushing Holes(pcs)		Weight	Usage
				Drill bit diameter (mm)	Drill bit diameter (in)	Gauge	Front		Side	Front	kg	Rock Hardness
button shape-semi ballistic B2												
131064092365	L64-T38-9D-35-B12	Flat face	Straight	64	2 1/2"	6x12	3x11	35°	1	3	1.6	◕
131064122365A	L64-T38-12D-35-B10	Flat face	Straight	64	2 1/2"	8x10	4x10	35°	2	2	1.6	◕
131064122365B	L64-T38-12D-35-B11	Flat face	Straight	64	2 1/2"	8x11	4x10	35°	0	2	1.9	◕
131064132365	L64-T38-13D-35-B9	Flat face	Straight	64	2 1/2"	8x9	5x8 (Z)	35°	0	4	1.6	◕
131076102365	L76-T38-10D-35-B12	Flat face	Straight	76	3"	6x12	4x11	35°	1	3	2.1	◕
131076122365	L76-T38-12D-35-B12	Flat face	Straight	76	3"	8x12	4x12	35°	2	2	3.2	◕
133076132365	L76-T38-13D-35-B12-DC	Drop center	Straight	76	3"	8x12	4x11 1x11	35°	0	4	3.1	◕
131089132365	L89-T38-13D-35-B13	Flat face	Straight	89	3 1/2"	8x13	5x12	35°	0	4	3.2	◕
131102142365	L102-T38-14D-35-B14	Flat face	Straight	102	4"	8x14	6x13	35°	0	4	4.5	◕

T38 DRILL BITS

○ Soft rock | ◔ Moderately soft | ◑ Moderate rock layer | ◕ Moderately hard | ● Hard rock layer

Technical Parameters

Product No.	Product Code	Front Shape	Body Shape	Diameter		Buttons(mm) No×Size		Edge tooth Angle	Flushing Holes(pcs)		Weight	Usage
				Drill bit diameter (mm)	Drill bit diameter (in)	Gauge	Front		Side	Front	kg	Rock Hardness
button shape-spherical												
133064102305	L64-T38-10Q-35-B12-DC	Drop center	Straight	64	2 1/2″	6x12	3×11 1x9	35°	1	3	1.6	◕
131064122305	L64-T38-12Q-35-B10	Flat face	Straight	64	2 1/2″	8x10	4×10	35°	2	2	1.5	◕
131076102304	L76-T38-10Q-40-B13	Flat face	Straight	76	3″	6x13	4×12	40°	0	3	2.3	◕
131089132305	L89-T38-13Q-35-B13	Flat face	Straight	89	3 1/2″	8x13	5×12	35°	0	4	3.2	◕
131102142305	L102-T38-14Q-35-B14	Flat face	Straight	102	4″	8x14	6x13	35°	0	4	4.4	◕
button shape-conical												
133089142324	L89-T38-14Z-40-B12-DC	Drop center	Straight	89	3 1/2″	8x12	4×12 2×10 (B2)	40°	0	4	3	◕

T38 REAMING DRILL BITS



17Q 23Q Reaming

○ Soft rock | ◔ Moderately soft | ◑ Moderate rock layer | ◕ Moderately hard | ● Hard rock layer

Technical Parameters

Product No.	Product Code	Front Shape	Body Shape	Diameter		Buttons(mm) No×Size		Edge tooth Angle	Flushing Holes(pcs)		Weight	Usage
				Drill bit diameter (mm)	Drill bit diameter (in)	Gauge	Front		Side	Front	kg	Rock Hardness
148127172305	LK127-T38-17Q-35-B14	Flat face	Reaming	127	5″	8x14	2x12 1x11 4x14 2×14	35°	1	3	4.8	◕
14712717230502	LK127-T38(48)-17Q-35-B14	Flat face	Reaming	127	5″	8x14	4x14 2×14 2x10 1x10	35°	2	2	5.3	◕
14712723230503	LK127-T38(58)-23Q-35-B11	Flat face	Reaming	127	5″	10x11	2x11 2x11 2x11 2x11 4x11 1x11	35°	2	2	6.3	◕

T38 RETRAC DRILL BITS

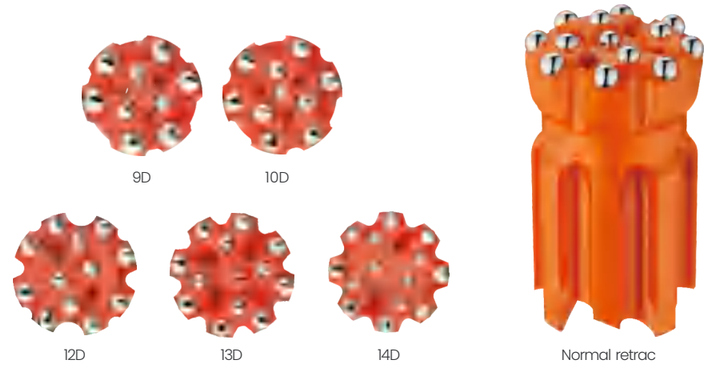

9D 10D 12D 13D 14D Normal retrac

○ Soft rock | ◔ Moderately soft | ◑ Moderate rock layer | ◕ Moderately hard | ● Hard rock layer

Technical Parameters

Product No.	Product Code	Front Shape	Body Shape	Diameter		Buttons(mm) No×Size		Edge tooth Angle	Flushing Holes(pcs)		Weight	Usage
				Drill bit diameter (mm)	Drill bit diameter (in)	Gauge	Front		Side	Front	kg	Rock Hardness
button shape-semi ballistic B2												
152064092365	LF64-T38-9D-35-B12	Flat face	Normal retrac	64	2 1/2″	6x12	3x11	35°	1	3	2	◕
154064102365	LF64-T38-10D-35-B12-DC	Drop center	Normal retrac	64	2 1/2″	6x12	3x11 1x9	35°	1	3	2	◕
154076132365	LF76-T38-13D-35-B12-DC	Drop center	Normal retrac	76	3″	8x12	4x11 1x10	35°	0	4	2.8	◑
152076122365	LF76-T38-12D-35-B12	Flat face	Normal retrac	76	3″	8x12	4x12	35°	2	2	3	◑
152089132365	LF89-T38-13D-35-B13	Flat face	Normal retrac	89	3 1/2″	8x13	5x12	35°	0	4	4.1	◕
154089132365	LF89-T38-13D-35-B13-DC	Drop center	Normal retrac	89	3 1/2″	8x13	4x12 1x10	35°	0	4	4.2	◕
154089142365	LF89-T38-14D-35-B13-DC	Drop center	Normal retrac	89	3 1/2″	8x13	4x12 2x10	35°	0	4	4.5	◕
152102142365	LF102-T38-13D-35-B14	Flat face	Normal retrac	102	4″	8x14	5x13	35°	0	4	6.8	◕
154102142365	LF102-T38-14D-35-B14-DC	Drop center	Normal retrac	102	4″	8x14	4x13 2x12	35°	0	4	6.8	◕

T38 DRILL RODS



Technical Parameters

Product No.	Product Code	Round		Length		Weight
		mm	inch	mm	ft/inch	kg
2802-1220-2323	QJ39-T38-R39-T38-1220	39	1 1/2"	1220	4'	10.2
2802-1830-2323	QJ39-T38-R39-T38-1830	39	1 1/2"	1830	6'	15.3
2802-3050-2323	QJ39-T38-R39-T38-3050	39	1 1/2"	3050	10'	25.5
2802-3100-2323	QJ39-T38-R39-T38-3100	39	1 1/2"	3100	-	25.7
2802-3660-2323	QJ39-T38-R39-T38-3660	39	1 1/2"	3660	12'	30.6
2802-4270-2323	QJ39-T38-R39-T38-4270	39	1 1/2"	4270	14'	35.4
2802-4880-2323	QJ39-T38-R39-T38-4880	39	1 1/2"	4880	16'	41.0
2802-5530-2323	QJ39-T38-R39-T38-5530	39	1 1/2"	5490	18'	49.2
2802-6095-2323	QJ39-T38-R39-T38-6095	39	1 1/2"	6095	20'	53.9

T38 MALE/FEMALE DRILL ROD



Technical Parameters

Product No.	Product Code	Round		Length		Weight
		mm	inch	mm	ft/inch	kg
2902-915-2323	QJ39-MT38-R39-FT38-915	39	1 1/2"	915	3'	10.7
2902-915-2324	QJ39-MT38-R39-FT45-915	39	1 1/2"	915	-	9.4
2902-1220-2323	QJ39-MT38-R39-FT38-1220	39	1 1/2"	1220	4'	13.3
2902-1525-2323	QJ39-MT38-R39-FT38-1525	39	1 1/2"	1525	5'	15.8
2902-1830-2323	QJ39-MT38-R39-FT38-1830	39	1 1/2"	1830	6'	18.3
2902-3050-2323	QJ39-MT38-R39-FT38-3050	39	1 1/2"	3050	10'	28.5
2902-3100-2323	QJ39-MT38-R39-FT38-3100	39	1 1/2"	3100	-	27.3
2902-3100-2324	QJ39-MT38-R39-FT45-3100	39	1 1/2"	3100	-	27.55
2902-3660-2323	QJ39-MT38-R39-FT38-3660	39	1 1/2"	3660	12'	33.6
2902-4265-2323	QJ39-MT38-R39-FT38-4265	39	1 1/2"	4265	14'	38.7
2902-4880-2323	QJ39-MT38-R39-FT38-4880	39	1 1/2"	4880	16'	43.7
2902-5485-2323	QJ39-MT38-R39-FT38-5485	39	1 1/2"	5485	18'	49.2
2902-6095-2323	QJ39-MT38-R39-FT38-6095	39	1 1/2"	6095	20'	53.9
2902-6400-2323	QJ39-MT38-R39-FT38-6400	39	1 1/2"	6400	-	56.3

T38 COUPLINGS SLEEVE

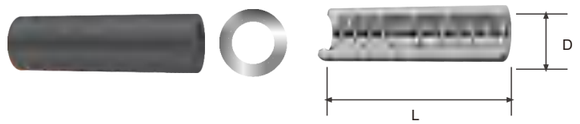

Technical Parameters

	Product Code	Diameter		Length		Weight
		mm	inch	mm	inch	kg
8-55-23-23-180	LJT-55-T38-R32-190	55	2 1/6"	180	7 1/8"	2.0
8-55-23-23-190	LJT-55-T38-R38-190	55	2 1/6"	190	7 1/2"	1.8
8-55-23-23-190	LJT-55-T38-T38-190	55	2 1/6"	190	7 1/2"	1.9
8-55-23-23-190	LJT-55-T38-T45-210	55	2 1/6"	215	8 1/2"	3.0

T45 DRILL BITS



10D 12D 13D 14D Straight

Technical Parameters

○ Soft rock	◔ Moderately soft	◑ Moderate rock layer	◕ Moderately hard	● Hard rock layer

Product No.	Product Code	Front Shape	Body Shape	Diameter		Buttons(mm) No×Size		Edge tooth Angle	Flushing Holes(pcs)		Weight	Usage
				Drill bit diameter (mm)	Drill bit diameter (in)	Gauge	Front		Side	Front	kg	Rock Hardness
button shape-semi ballistic B2												
131076102463	L76-T45-10D-30-B12	Flat face	Straight	76	3″	6x12	4x12	30°	1	3	2.4	◕
131076102464	L76-T45-10D-40-B13	Flat face	Straight	76	3″	6x13	4x11	40°	1	3	2.2	◕
133076132465	L76-T45-13D-35-B12-DC	Drop center	Straight	76	3″	8x12	4x11 1x11	35°	0	4	2.5	◑ ●
131076122465	L76-T45-12D-35-B12	Flat face	Straight	76	3″	8x12	4×12	35°	2	2	-	◑ ●
131089132465	L89-T45-13D-35-B13	Flat face	Straight	89	3 1/2″	8x13	5x12	35°	0	4	3.4	◑ ●
133089142465A	L89-T45-14D-35-B13-DC	Drop center	Straight	89	3 1/2″	8x13	4x12 2x10	35°	0	4	3.3	◑ ●
133089142465B	L89-T45-14D-35-B12-DC	Drop center	Straight	89	3 1/2″	8x12	4x12 2x10	35°	0	4	3.7	◑ ●

T45 DRILL BITS



10Z 13Q 14D Straight

Technical Parameters

○ Soft rock	◔ Moderately soft	◑ Moderate rock layer	◕ Moderately hard	● Hard rock layer

Product No.	Product Code	Front Shape	Body Shape	Diameter		Buttons(mm) No×Size		Edge tooth Angle	Flushing Holes(pcs)		Weight	Usage
				Drill bit diameter (mm)	Drill bit diameter (in)	Gauge	Front		Side	Front	kg	Rock Hardness
131102142465	L102-T45-14D-35-B14	Flat face	Straight	102	4″	8x14	6x13	35°	0	4	4.4	◕
133102142465	L102-T45-14D-35-B14-DC	Drop center	Straight	102	4″	8x14	4x13 2x12	35°	0	4	4.3	◕
131115142465	L115-T45-14D-35-B14	Flat face	Straight	115	-	8x14	6x13	35°	0	4	6.4	◕
button shape-spherical												
133076132405	L76-T45-13Q-35-B11-DC	Drop center	Straight	76	3″	8x11	4x11 1x11	35°	0	4	2.2	◕ ●
button shape-conical												
131076102424	L76-T45-10Z-40-B13	Flat face	Straight	76	3″	6x13	4x12	40°	0	3	-	◕

T45 RETRAC DRILL BITS

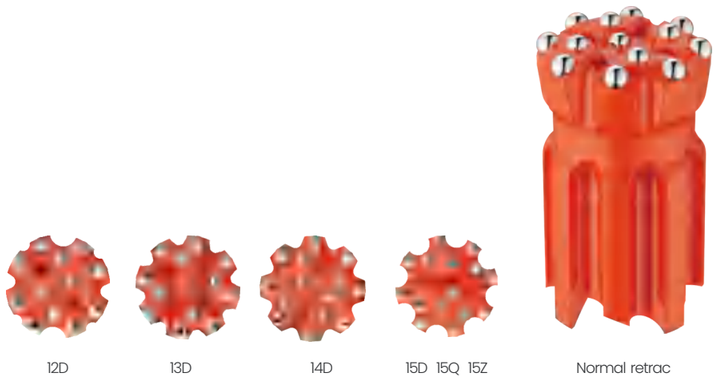

12D 13D 14D 15D 15Q 15Z Normal retrac

○ Soft rock	◔ Moderately soft	◑ Moderate rock layer	◕ Moderately hard	● Hard rock layer

Technical Parameters

Product No.	Product Code	Front Shape	Body Shape	Diameter		Buttons(mm) No×Size		Edge tooth Angle	Flushing Holes(pcs)		Weight	Usage
				Drill bit diameter (mm)	Drill bit diameter (in)	Gauge	Front		Side	Front	kg	Rock Hardness
button shape-semi ballistic B2												
154070132465	LF70-T45-13D-35-B10-DC	Drop center	Normal retrac	70	-	8x10	4x10 1x9	35°	0	4	2.5	◕ ●
152076122465	LF76-T45-12D-35-B12	Flat face	Normal retrac	76	3″	8x12	4x12	35°	2	2	3	◕ ●
154076132465	LF76-T45-13D-35-B12-DC	Drop center	Normal retrac	76	3″	8x12	4x11 1x10	35°	0	4	3	◕ ●
152089132465	LF89-T45-13D-35-B12	Flat face	Normal retrac	89	3 1/2″	8x12	5x12	35°	0	4	4.5	●
154089142465	LF89-T45-14D-35-B13-DC	Drop center	Normal retrac	89	3 1/2″	8x13	4x12 2x10	35°	0	4	4.5	●
154089132465	LF89-T45-13D-35-B13-DC	Drop center	Normal retrac	89	3 1/2″	8x13	4x12 1x10	35°	0	4	4.5	●
154102142465	LF102-T45-14D-35-B14-DC	Drop center	Normal retrac	102	4″	8x14	4x13 2x12	35°	0	4	6.6	◕
152102152465	LF102-T45-15D-35-B14	Flat face	Normal retrac	102	4″	9x14	6x13	35°	0	3	6.5	◕
152115142465	LF115-T45-14D-35-B14	Flat face	Normal retrac	115	-	8x14	6x13	35°	0	4	8.4	◕
button shape-spherical												
152089152405	LF89-T45-15Q-35-B12	Flat face	Normal retrac	89	3 1/2″	9x12	6x11	35°	0	3	4.6	◑
button shape-conical												
154115152425	LF115-T45-15Z-35-B14-DC	Drop center	Normal retrac	115	-	8x14	4x13 3x12	35°	0	4	8.7	◕

T45 DRILL RODS



Technical Parameters

Product No.	Product Code	Round		Length		Weight
		mm	inch	mm	ft/inch	kg
2803-1830-2424	QJ46-T45-R46-T45-1830	46	1 3/4"	1830	6'	21.6
2803-2435-2424	QJ46-T45-R46-T45-2435	46	1 3/4"	2435	8'	28.3
2803-3050-2424	QJ46-T45-R46-T45-3050	46	1 3/4"	3050	10'	35.2
2803-3660-2424	QJ46-T45-R46-T45-3660	46	1 3/4"	3660	12'	42.1
2803-4265-2424	QJ46-T45-R46-T45-4265	46	1 3/4"	4265	14'	48.9
2803-5530-2424	QJ46-T45-R46-T45-5530	46	1 3/4"	5530	18'	63
2803-6095-2424	QJ46-T45-R46-T45-6095	46	1 3/4"	6095	20'	69.3

T45 MALE/FEMALE DRILL ROD



Technical Parameters

Product No.	Product Code	Round		Length		Weight
		mm	inch	mm	ft/inch	kg
2903-915-2424	QJ46-MT45-R46-FT45-915	46	1 3/4"	915	3'	10.2
2903-1220-2424	QJ46-MT45-R46-FT45-1220	46	1 3/4"	1220	4'	13.6
2903-1525-2424	QJ46-MT45-R46-FT45-1525	46	1 3/4"	1525	5'	17.0
2903-1830-2424	QJ46-MT45-R46-FT45-1830	46	1 3/4"	1830	6'	20.4
2903-3050-2424	QJ46-MT45-R46-FT45-3050	46	1 3/4"	3050	10'	34.0
2903-3660-2424	QJ46-MT45-R46-FT45-3660	46	1 3/4"	3660	12'	40.8
2903-4265-2424	QJ46-MT45-R46-FT45-4265	46	1 3/4"	4265	14'	47.5
2903-5530-2424	QJ46-MT45-R46-FT45-5530	46	1 3/4"	5530	18'	66.0
2903-6095-2424	QJ46-MT45-R46-FT45-6095	46	1 3/4"	6095	20'	72.3
2903-6025-2424	QJ46-MT45-R46-FT45-6025	46	1 3/4"	6025	-	75.56

T45 COUPLINGS SLEEVE



Technical Parameters

	Product Code	Diameter		Length		Weight
		mm	inch	mm	ft/inch	kg
8-63-24-24-210	LJT-63-T45-210	63	2 1/2"	210	8 1/4"	3.0
8-63-24-24-210	LJT-63-T45-210	63	2 1/2"	210	8 1/4"	3.3
8-63-24-24-210	LJT-66-T45-210	66	2 5/8"	210	8 1/4"	3.5

T51 DRILL BITS



○ Soft rock	◔ Moderately soft	◑ Moderate rock layer	◕ Moderately hard	● Hard rock layer

Technical Parameters

Product No.	Product Code	Front Shape	Body Shape	Diameter		Buttons(mm) No×Size		Edge tooth Angle	Flushing Holes(pcs)		Weight	Usage
				Drill bit diameter (mm)	Drill bit diameter (in)	Gauge	Front		Side	Front	kg	Rock Hardness
button shape-semi ballistic B2												
131089132565A	L89-T51-13D-35-B12	Flat face	Straight	89	3 1/2"	8x12	5x12	35°	2	2	4.6	◕ ●
131089132565B	L89-T51-13D-35-B13	Flat face	Straight	89	3 1/2"	8x13	5x12	35°	0	4	4	◕ ●
133089132565	L89-T51-13D-35-B13-DC	Drop center	Straight	89	3 1/2"	8x13	5x12	35°	0	4	4.1	◕ ●
133089142565	L89-T51-14D-35-B13-DC	Drop center	Straight	89	3 1/2"	8x13	4x12 2x10	35°	0	4	4.5	◕ ●
131102142565	L102-T51-14D-35-B14	Flat face	Straight	102	4"	8x14	6x13	35°	0	2	5.4	●
133102142565	L102-T51-14D-35-B14-DC	Drop center	Straight	102	4"	8x14	4x13 2x12	35°	0	4	5.1	●
131102182565	L102-T51-18D-35-B13	Flat face	Straight	102	4"	9x13	9x11	35°	0	3	5.4	●
133127162565	L127-T51-16D-35-B14-DC	Drop center	Straight	127	5"	8x14	4x14 4x13	35°	0	4	9	●
131127192565	L127-T51-19D-35-B16	Flat face	Straight	127	5"	9x16	10x14	35°	0	3	8.6	●
button shape-spherical												
131089152505	L89-T51-15Q-35-B12	Flat face	Straight	89	3 1/2"	9x12	6x10	35°	0	3	4.1	◕ ●
131115142505	L115-T51-14Q-35-B14	Flat face	Straight	115	-	8x14	6x13	35°	0	4	6.9	●
131115152505	L115-T51-15Q-35-B14	Flat face	Straight	115	-	8x14	7x13	35°	2	2	6.8	●
133115152505	L115-T51-15Q-35-B14-DC	Drop center	Straight	115	-	8x14	7x13	35°	0	4	5.5	●
131115162505	L115-T51-16Q-35-B14	Flat face	Straight	115	-	9x14	7x13	35°	0	3	6.6	●
131127162505	L127-T51-16Q-35-B14	Flat face	Straight	127	5"	8x14	8x14	35°	0	4	8.9	●
131127192505	L127-T51-19Q-35-B14	Flat face	Straight	127	5"	9x14	10x14	35°	0	3	8.9	●

T51 RETRAC DRILL BITS



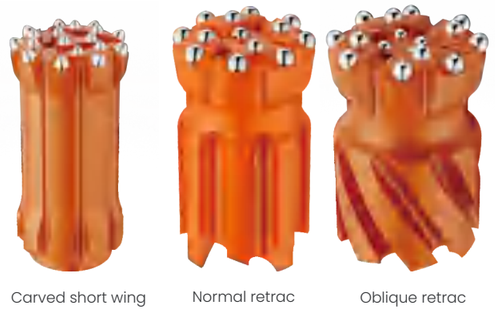

○ Soft rock	◔ Moderately soft	◑ Moderate rock layer	◕ Moderately hard	● Hard rock layer

Technical Parameters

Product No.	Product Code	Front Shape	Body Shape	Diameter		Buttons(mm) No×Size		Edge tooth Angle	Flushing Holes(pcs)		Weight	Usage
				Drill bit diameter (mm)	Drill bit diameter (in)	Gauge	Front		Side	Front	kg	Rock Hardness
button shape-semi ballistic B2												
152089132565	LF89-T51-13D-35-B13	Flat face	Normal retrac	89	3 1/2"	8x13	5x12	35°	0	4	4.3	◕ ●
154089142565A	LF89-T51-14D-35-B13-DC	Drop center	Normal retrac	89	3 1/2"	8x13	4x12 2x11	35°	0	4	4.4	◕ ●
154089142565B	LF89-T51-14D-35-B12-DC	Drop center	Normal retrac	89	3 1/2"	8x12	4x12 2x9	35°	1	4	4.6	◕ ●
152102142565	LF102-T51-14D-35-B14	Flat face	Normal retrac	102	4"	8x14	6x13	35°	0	4	6.5	●
154102142565	LF102-T51-14D-35-B14-DC	Drop center	Normal retrac	102	4"	8x14	4x13 2x12	35°	0	4	6.4	●
154115152565	LF115-T51-15D-35-B14-DC	Drop center	Normal retrac	115	-	8x14	4x13 3x12	35°	0	4	8.8	●
152115142565	LF115-T51-14D-35-B14	Flat face	Normal retrac	115	-	8x14	6x13	35°	0	4	8.4	●
1521215192565	LF115-T51-19D-35-B14	Carving	Carved short wing	115	-	9x14	10x12	35°	0	3	8.5	●
button shape-spherical												
152127162505	LF127-T51-16Q-35-B14	Flat face	Normal retrac	127	5"	8x14	8x14	35°	0	4	11	●
154127162505	LF127-T51-16Q-35-B16-DC	Drop center	Oblique retrac	127	5"	8x16	4x16 4x12	35°	0	5	11.3	●
152127182505	LF127-T51-18Q-35-B16	Flat face	Normal retrac	127	5"	9x16	9x14	35°	0	3	10.9	●

T51 MALE/FEMALE DRILL ROD



Technical Parameters

Product No.	Product Code	Round		Length		Weight
		mm	inch	mm	ft/inch	kg
2904-1525-2525	QJ52-MT51-R52-FT51-1525	52	2	1525	5'	17.8
2904-1830-2525	QJ52-MT51-R52-FT51-1830	52	2	1830	6'	28.1
2904-3050-2525	QJ52-MT51-R52-FT51-3050	52	2	3050	10'	48.3
2904-3660-2525	QJ52-MT51-R52-FT51-3660	52	2	3660	12'	56.0
2904-4265-2525	QJ52-MT51-R52-FT51-4265	52	2	4265	14'	64.0
2904-4880-2525	QJ52-MT51-R52-FT51-4880	52	2	4880	16'	74.8
2904-5530-2525	QJ52-MT51-R52-FT51-5530	52	2	5530	18'	84.2
2904-6100-2525	QJ52-MT51-R52-FT51-6100	52	2	6100	20'	90.4
2904-1220-2525	QJ52-MT51-R52-FT51-1220	52	2	1220	-	19.4

T51 DRILL RODS



Technical Parameters

Product No.	Product Code	Round		Length		Weight
		mm	inch	mm	ft/inch	kg
2904-915-2525	QJ52-T51-R52-T51-915	52	2	915	3'	12.7
2904-1220-2525	QJ52-T51-R52-T51-1220	52	2	1220	4'	16.9
2904-1525-2525	QJ52-T51-R52-T51-1525	52	2	1525	5'	21.1
2904-1830-2525	QJ52-T51-R52-T51-1830	52	2	1830	6'	25.3
2904-3050-2525	QJ52-T51-R52-T51-3050	52	2	3050	10'	42.2
2904-3660-2525	QJ52-T51-R52-T51-3660	52	2	3660	12'	50.7
2904-4265-2525	QJ52-T51-R52-T51-4265	52	2	4265	14'	59.1
2904-6095-2525	QJ52-T51-R52-T51-6095	52	2	6095	-	88.5

T51 COUPLINGS SLEEVE



Technical Parameters

	Product Code	Diameter		Length		Weight
		mm	inch	mm	inch	kg
8-72-25-25-235	LJT-72-T51-235	72	2 7/8"	235	9 1/4"	5.2
8-76-25-25-235	LJT-76-T51-235	76	3"	235	9 1/4"	5.7

PT60 DRILL BITS



19Q



Straight

○ Soft rock | ◔ Moderately soft | ◑ Moderate rock layer | ◕ Moderately hard | ● Hard rock layer

Technical Parameters

Product No.	Product Code	Front Shape	Body Shape	Diameter		Buttons(mm) No×Size		Edge tooth Angle	Flushing Holes(pcs)		Weight	Usage
				Drill bit diameter (mm)	Drill bit diameter (in)	Gauge	Front		Side	Front	kg	Rock Hardness
button shape-spherical												
1311115192705	L115-PT60-19Q-35-B14	Carving	Straight	115	-	9x14	10x12	35°	0	3	8.6	●

PT60 RETRAC DRILL BITS



14D 14Q



18D



19D



Half retrac



Carved short wing



Step wing

○ Soft rock | ◔ Moderately soft | ◑ Moderate rock layer | ◕ Moderately hard | ● Hard rock layer

Technical Parameters

Product No.	Product Code	Front Shape	Body Shape	Diameter		Buttons(mm) No×Size		Edge tooth Angle	Flushing Holes(pcs)		Weight	Usage
				Drill bit diameter (mm)	Drill bit diameter (in)	Gauge	Front		Side	Front	kg	Rock Hardness
button shape-spherical												
152102142705	LF102-PT60-14Q-35-B14	Flat face	Half retrac	102	4"	8x14	6x13	35°	0	4	8.8	●
button shape-semi ballistic B2												
15212102182765	LF102-PT60-18D-35-B13	Carving	Carved short wing	102	4"	9x13	9x11	35°	0	3	6.8	●
152115142765	LF115-PT60-14D-35-B16	Flat face	Half retrac	115	-	8x16	6x14	35°	0	2	8.4	●
1512115192765	LF115-PT60-19D-35-B14	Carving	Step wing	115	-	9x14	10x12	35°	0	3	8.6	●

PT60 MALE/FEMALE DRILL RODS



Technical Parameters

Product Code	Diameter		Length		Weight
	mm	inch	mm	ft/inch	kg
QJ60-MPT60-R60-FGT60-3660	60	2 3/8"	3660	12"	74.4
QJ60-MPT60-R60-FGT60-4265	60	2 3/8"	4265	14"	86.0
QJ60-MPT60-R60-FGT60-5485	60	2 3/8"	5485	18"	109.3
QJ60-MPT60-R60-FGT60-6095	60	2 3/8"	6095	20"	121.0

CE ROHS ISO9001

SHANK ADAPTER

SUSTAINABILITY, SERVICE & SATISFACTION



Pulanka Rock Tools www.pulankagroup.com

GUIDE TO PRODUCT NO.

SHANK ADAPTERS Model Description

4	1	A	0 8	0 - 5 4	7 3 0	2 3

Type of product
1 = Drill bit
2 = Drill rod/tube
3 = Coupling
4 = Shank adapter
5 = Taper rod etc.
7 = Integral
79 = Coprod

Drifter Model
See Next Pag

Hydraulic Drifter Manufacturer
0-Pneumatic rock drill
1-Epiroc
2-Sandvik
3-Montabert
4-Doofor
5-Furukaw
6-Ingersoll-Rand
7- GARDNER DENVER
8-SECOMA
9-KRUPP
T-TOYO
W-WOSERLD

Spline No.

Spline Location
0-End Spline
1-Middle Spline

Strike Face Diameter

Length

Thread Type

01-R22	21-T32
02-R25	22-T35
03-R28	23-T38
04-R32	24-T45
05-R38	25-T51
11-PR35	26-T60
12-PR32	27-PT60
13-PR28	31-PT58
14-PR25	32-PT68
15-PR22	41-PL60
	42-Pwiz60
	43-DG

DRIFTER MODEL

Epiroc
BBC 54, BBC 120-A
BBE 57-B
COP 125, COP 130, COP 131-C
COP 131EB-D
COP 1028-E
COP 1032-F
COP 1036, COP 1038, COP 1238-G
COP 1132, COP RR11-H
COP 1432,1440, 1532, 1550, 1638, 1838, COP 2238-I
COP MD20-J
COP 1838MUX / HUX-K
COP 1240, 1640, 1840, 1850, 2150, 2550-L
COP 1840, 1850, 2150, 2550-M
COP 1240EX, 1640EX, 1840EX, 1850EX, 2150EX, 2550EX, COP SC19X, SC25X-HF-N
COP 2160EX, 2560EX-O
COP 3038, 4038-P
COP 3060MEX, COP3060ME,COP3060MUX-Q
COP 4050-R
RD22U-S
RD14U-T

SANDVIK /TARMROCK
HL300-A
HL 300S-B
RD 308,RD 314,RD 414-C
HLX5,HLX5T,HFX5T,RDX5-D
HLX5PE,RDX5PE-E
RD 520,RD 525-F
HL 438,HL 538-G
HL 500S,HL 510S,HL 510B,HL 510LH-H
HL 500,HL 510,HL 510S,HL 550S,HL 560S-I
HL 600,HL 600S-J
HL 650, HL 700, HL 710, HL 800T, HL 810T, HF 810T, HL 820T, HF 820T-K
HL 850S-L
HL 1000, HL 1000S, HL 1010, HL 1010S-M
HL 1500-52, HL 1500-T52-N
HL 1500-PE-O
HL 1500-80, 1560-T80, HL 1560ST-P
HL 1500ST PE, HL 1560ST PE-Q

MONTABERT
HC 20, HC 25-A
HC 28-B
H 50,H 60,H 70-C
HC 40,HC 50-D
HC 80,HC 90,HC 105,HC 120-E
HC 95LQ-F
HC 109-G
HC 80 RP, HC 105 RP, HC 107 RP, HC 108 RP, HC 109 RP, HC120 RP-H
HC 160,HC 170-I
HC 200,HC 200A-J
HVL-K
LC 110-L
HC110,HC112-M
HC95SA-N
HC95RP-O

FURUKWA
HD 150,HD 190-A
HD 210-B
HD 300-C
HD 609-D
HD 609RP-E
HD 612-F
HD 612RP-G
HD 615-H
HD 615RP-I
HD 709-J
HD 709RP-K
HD 712-L
HD 712RP-M
HD 715, HD715RP-N
HD 818RP-O
HD 836-P
PD 200-Q

WOSERLD
WOSERLD71920-A

DOOFOR
DF 528HD, DF 538S, DF 538L-A
DF 550F, DF 550L, DF 540L-B
DF 545HD, DF 560-C

INGERSOLL RAND
Hydrastar 200 -A
URD 475, URD 550, VL 120, EVL 130, VL 140, F 16 -B
YH 50, YH 55-C
YH 50 RP, YH 55 RP -D
YH 60A-E
YH 65,YH 70,YH 80-F
YH 65 RP,YH 70 RP,YH 80 RP-G
YH 80A-H
YH 95,YH 100-I
YH 95 RP,YH 100 RP-J
YH 110,YH 110V,YH 135-K
YH 110VRP,Y 135RP-L
YH 125RP,YH 135RP-M

GARDNER DENVER
HPR-45-A
HPR 2-B
PR 123,VL 120,VL 140-C
PR 66-D
HPR 51-E
HC 160,HC 170-F
HC 200,HC 200A-G
HVL-H
HC 110-I

SECOMA
Hydrastar 200, 300, 350 X2-A
Hydrastar 200(RP)-B

KRUPP
HB 101-A

TOYO
TH 500,TH 550-A

EPIROC

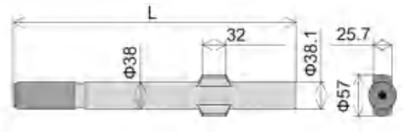

Technical Parameters — BBC54, BBC120

Part Number	Thread	Flushing TueDia (mm)	length (mm)	Weight (kg)
41A02I3838004	R32	10	380	3.1
41A02I3839005	R38	10	390	3.3
41A02I3839023	T38	10	390	3.3

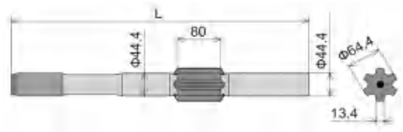

Technical Parameters — BBE57

Part Number	Thread	Flushing TueDia (mm)	length (mm)	Weight (kg)
41B06I4444705	R38	14	447	5.0
41B06I4453723	T38	14	537	5.8
41B06I4455024	T45	14	550	6.2

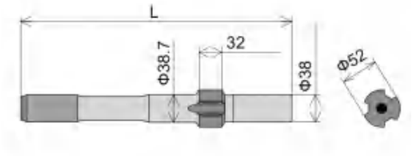

Technical Parameters — COP125,COP130,COP131

Part Number	Thread	Flushing TueDia (mm)	length (mm)	Weight (kg)
41C03I3838004	R32	14	380	2.7
41C03I3838023	T38	14	380	2.9

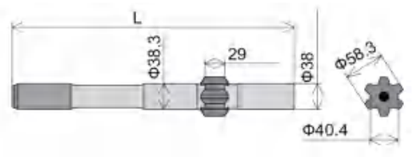

Technical Parameters — COP131EB

Part Number	Thread	Flushing TueDia (mm)	length (mm)	Weight (kg)
41D06I3840623	T38	14	406	3.3

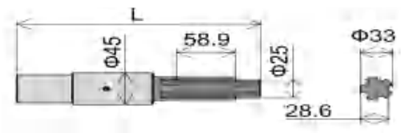

Technical Parameters — COP 1028 Female thread

Part Number	Thread	Flushing TueDia (mm)	length (mm)	Weight (kg)
41E0504524502	R25F	-	245	1.8
41E0504524503	R28F	-	245	1.7

EPIROC

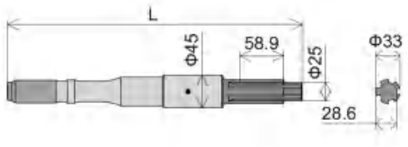

Technical Parameters — COP1028

Part Number	Thread	Flushing TueDia (mm)	length (mm)	Weight (kg)
41E0504540003	R28	-	400	1.4
41E0504540004	R32	-	400	2.8

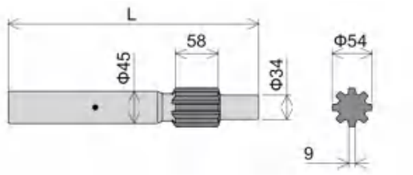

Technical Parameters — COP 1032 Female thread

Part Number	Thread	Flushing TueDia (mm)	length (mm)	Weight (kg)
41F08I4534004	R32F	-	340	3.6

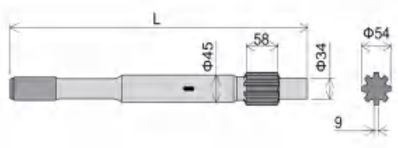

Technical Parameters — COP1032

Part Number	Thread	Flushing TueDia (mm)	length (mm)	Weight (kg)
41F08I4555004	R32	-	550	5.0
41F08I4555023	T38	-	550	5.3

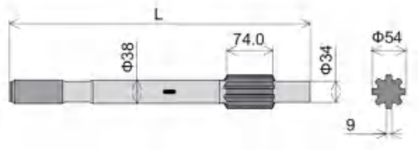

Technical Parameters — COP1036,COP1038,COP1238–(38)

Part Number	Thread	Flushing TueDia (mm)	length (mm)	Weight (kg)
41G08I3848504	R32	–	485	4.0
41G08I3848505	R38	12	485	4.3
41G08I3848523	T38	12	485	4.3
41G08I3850004	R32	–	500	4.1
41G08I3850023	T38	12	500	4.4
41G08I3857504	R32	–	575	4.7
41G08I3857505	R38	–	575	5.0
41G08I3857523	T38	–	575	5.0

EPIROC

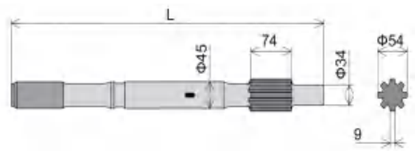

Technical Parameters — COP1036,COP1038,COP1238–(45)

Part Number	Thread	Flushing TueDia (mm)	length (mm)	Weight (kg)
41G0814557504	R32	–	575	5.2
41G0814557505	R38	–	575	5.6
41G0814557524	T45	16	575	5.6
41G0814557523	T38	10	575	5.9

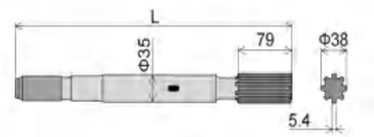

Technical Parameters — COP 1132,COP RR11

Part Number	Thread	Flushing TueDia (mm)	length (mm)	Weight (kg)
41H0803541004	R32	9	410	2.6
41H0803550004	R32	-	500	3.0



Technical Parameters — COP 1432, COP 1532 Female thread

Part Number	Thread	Flushing TueDia (mm)	length (mm)	Weight (kg)
41I0805534004	R32F	-	340	4.3
41I0805534005	R38F	-	340	4.5

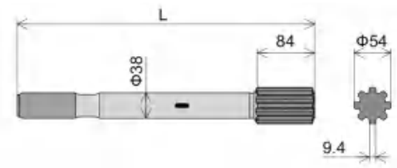

Technical Parameters — COP 1432, 1440, 1532, 1550, 1638, 1838, 2238 and + version–(38)

Part Number	Thread	Flushing TueDia (mm)	length (mm)	Weight (kg)
41I0803843504	R32	10	435	3.5
41I0803843505	R38	12	435	4.0
41I0803843523	T38	12	435	4.0
41I0803852504	R32	10	525	4.3
41I0803852505	R38	-	525	4.6
41I0803852523	T38	12	525	4.5

EPIROC

Technical Parameters — COP 1838,1440,1550–(52)

Part Number	Thread	Flushing TueDia (mm)	length (mm)	Weight (kg)
41I0805252523	T38	12	525	-
41I0805252524	T45	16	525	-

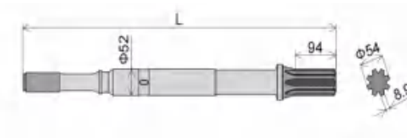

Technical Parameters — COP 1638, COP 1838AW

Part Number	Thread	Flushing TueDia (mm)	length (mm)	Weight (kg)
41I0803852523	T38	-	525	4.5

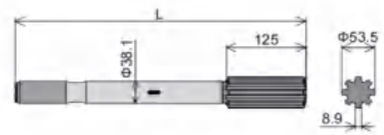

Technical Parameters — COP MD20

Part Number	Thread	Flushing TueDia (mm)	length (mm)	Weight (kg)
41J0803847005	R38	-	470	4.5
41J0803847023	T38	12	470	-
41J0803847023	T38	-	470	4.5

Technical Parameters — COP 1838MUX/HUX and +version

Part Number	Thread	Flushing TueDia (mm)	length (mm)	Weight (kg)
41K0805273023	T38	12	730	9.6
41K0805273024	T45	16	730	10.2
41K0805273025	T51	-	730	10.6

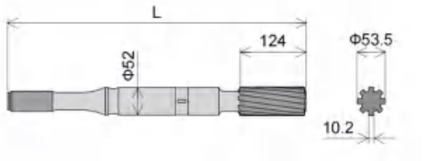

Technical Parameters — COP1240,1640,1840,1850,2150,2550 and+ version COPsc16,sc19, Sc25–HF

Part Number	Thread	Flushing TueDia (mm)	length (mm)	Weight (kg)
41L0805256523	T38	-	565	6.8

EPIROC

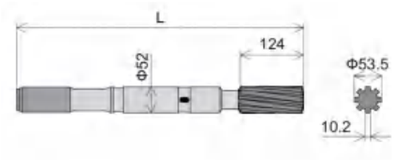

Technical Parameters — COP 1840, 1850, 2150, 2550 and + version

Part Number	Thread	Flushing TueDia (mm)	length (mm)	Weight (kg)
41M0805256523	T38	12	565	-
41M0805256524	T45	14	565	7.1
41M0805256525	T51	18	565	7.3
41M0805262524	T45	14	625	-

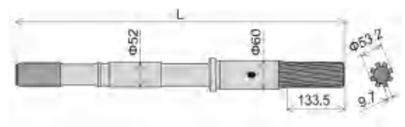

Technical Parameters — COP1240EX,1640EX,1840EX,1850EX, 2150EX,2550EX,COPSC19X,SC25X–HE

Part Number	Thread	Flushing TueDia (mm)	length (mm)	Weight (kg)
41N0805277023	T38	-	770	10.9
41N0805277024	T45	-	770	11.2
41N0806077025	T51	18	770	12.7

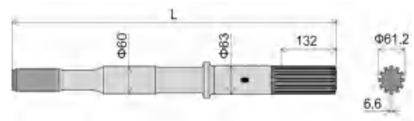

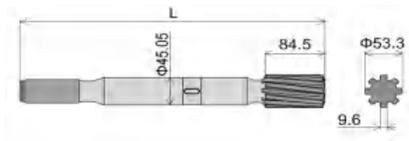

Technical Parameters — COP2560EX,SC25X–HE

Part Number	Thread	Flushing TueDia (mm)	length (mm)	Weight (kg)
41O1206377025	T51	18	770	-

Technical Parameters — COP 2160EX,2560EX

Part Number	Thread	Flushing TueDia (mm)	length (mm)	Weight (kg)
41O1206377025	T51	18	770	13.6
41O1206077024	T45	14	770	13.1
41O1206077041	PL60	22	770	14.3

Technical Parameters — COP 3038,4038

Part Number	Thread	Flushing TueDia (mm)	length (mm)	Weight (kg)
41P0804543523	T38	-	435	4.7
41P0804543524	T45	-	435	5.0

Technical Parameters — COP 3060ME

Part Number	Thread	Flushing TueDia (mm)	length (mm)	Weight (kg)
41Q1206084025	T51	18	840	-

EPIROC

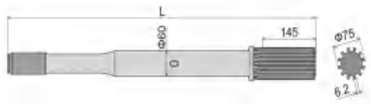

Technical Parameters — COP 3060MEX

Part Number	Thread	Flushing TueDia (mm)	length (mm)	Weight (kg)
41Q1206084025	T51	18	840	15.8
41Q1206084041	PL60	22	840	-
41Q1206084027	PT60	22	840	-

Technical Parameters — COP 3060MUX

Part Number	Thread	Flushing TueDia (mm)	length (mm)	Weight (kg)
41Q1209074532	PT68	23	745	-
41Q1209074531	PT58	22	745	-

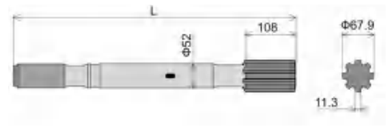

Technical Parameters — COP 4050(L)

Part Number	Thread	Flushing TueDia (mm)	length (mm)	Weight (kg)
41R0805260525	T51	-	605	9.3

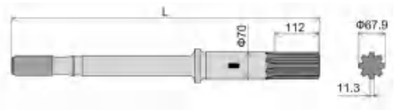

Technical Parameters — COP 4050(EX)

Part Number	Thread	Flushing TueDia (mm)	length (mm)	Weight (kg)
41R0807079025	T51	-	790	14.8

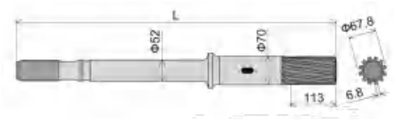

Technical Parameters — COP4050EX(Spiral)

Part Number	Thread	Flushing TueDia (mm)	length (mm)	Weight (kg)
41R1205279025	T51	-	790	15

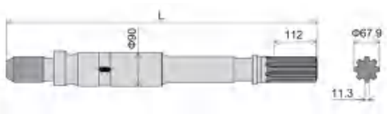

Technical Parameters — COP 4050MUX

Part Number	Thread	Flushing TueDia (mm)	length (mm)	Weight (kg)
41R0809083500	WD58	-	835	26
41R0809083532	PT68	23	835	27.1

Technical Parameters — RD22U

Part Number	Thread	Flushing TueDia (mm)	length (mm)	Weight (kg)
41S1204552524	T45	14	525	-
41S1204552505	R38	12	525	-

Technical Parameters — RD14U

Part Number	Thread	Flushing TueDia (mm)	length (mm)	Weight (kg)
41T0804552524	T45	16	525	-

SANDVIK/TAMROCK

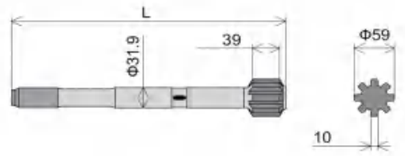

Technical Parameters — HL 300

Part Number	Thread	Flushing TueDia (mm)	length (mm)	Weight (kg)
42A0803240004	R32	-	400	2.6

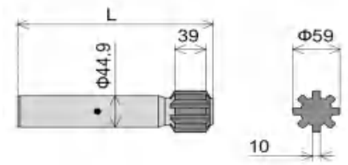

Technical Parameters — HL 300S Female thread

Part Number	Thread	Flushing TueDia (mm)	length (mm)	Weight (kg)
42B0804524504	R32F	12	245	2.6

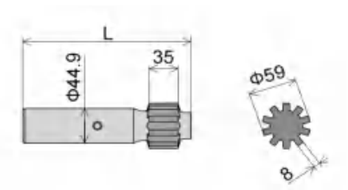

Technical Parameters — RD308,RD314,RD414Female thread

Part Number	Thread	Flushing TueDia (mm)	length (mm)	Weight (kg)
42C1004520504	R32F	12	205	2.1

Technical Parameters — HLX5,HLX5T,HFX5T,RDX5

Part Number	Thread	Flushing TueDia (mm)	length (mm)	Weight (kg)
42D1004550004	R32	9	500	5.4
42D1004550005	R38	12	500	5.4
42D1004550023	T38	12	500	5.4
42D1004550024	T45	14	500	-
42D1004557504	R32	9	575	5.7
42D1004557523	T38	12	575	5.8
42D1004557524	T45	–	575	6.3

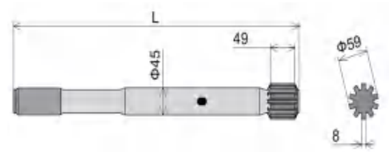

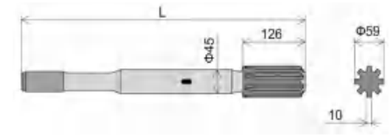

Technical Parameters — HLX5PE,RDX5PE

Part Number	Thread	Flushing TueDia (mm)	length (mm)	Weight (kg)
42E0804557523	T38	-	575	6.3
42E0804557524	T45	-	575	6.7

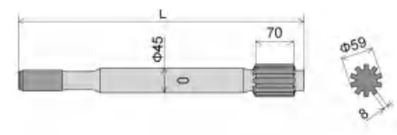

Technical Parameters — RD520,RD525

Part Number	Thread	Flushing TueDia (mm)	length (mm)	Weight (kg)
42F1004552523	T38	12	525	5.7
42F1004552524	T45	12	525	6.2

SANDVIK

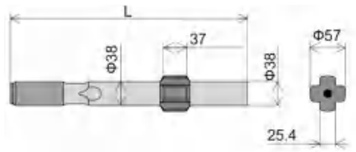

Technical Parameters — RD520PE,RD525PE

Part Number	Thread	Flushing TueDia (mm)	length (mm)	Weight (kg)
41F1004574523	T38	12	745	-

Technical Parameters — HL438,HL538

Part Number	Thread	Flushing TueDia (mm)	length (mm)	Weight (kg)
42G0413845005	R38	-	450	4.0
42G0413845023	T38	-	455	4.1

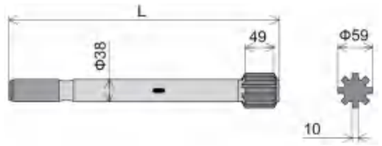

Technical Parameters — HL500S,HL510S,HL510B,HL510LH

Part Number	Thread	Flushing TueDia (mm)	length (mm)	Weight (kg)
42H0803846004	R32	10	460	3.8
42H0803846023	T38	12	460	4.1
42H0803850005	R38	-	500	4.4
42H0803850023	T38	12	500	4.4
42H0803855004	R32	-	550	4.4
42H0803855005	R38	-	550	4.8
42H0804555023	T38	12	550	4.8

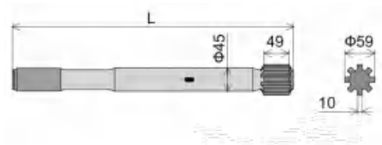

Technical Parameters — HL500,HL510, HL510S,HL550S,HL560S

Part Number	Thread	Flushing TueDia (mm)	length (mm)	Weight (kg)
42I0804546005	R38	12	460	4.1
42I0804550023	T38	12	500	5.4
42I0804550005	R38	12	500	5.6
42I0804555023	T38	-	550	5.7
42I0804555024	T45	-	550	6.1

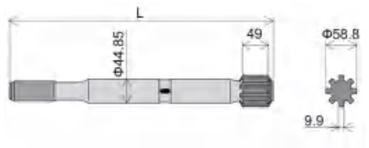

Technical Parameters — HL550S

Part Number	Thread	Flushing TueDia (mm)	length (mm)	Weight (kg)
42H0804550023	T38	-	500	5.3

SANDVIK

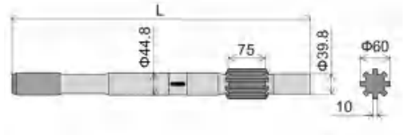

Technical Parameters — HL600,HL600S

Part Number	Thread	Flushing TueDia (mm)	length (mm)	Weight (kg)
42J0814560024	T45	-	600	6.6

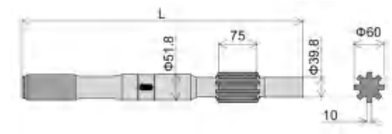

Technical Parameters — HL600-ϕ52

Part Number	Thread	Flushing TueDia (mm)	length (mm)	Weight (kg)
42J0815265025	T51	-	650	8.5

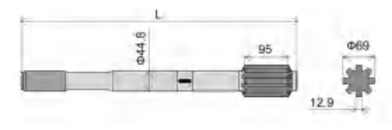

Technical Parameters — HL 650, HL 700, HL 710, HL 800T, HL 810T, HF 810T, HL 820T, HF 820T

Part Number	Thread	Flushing TueDia (mm)	length (mm)	Weight (kg)
42K0804560024	T45	-	600	7.5



Technical Parameters — HL 650, HL 700, HL 710, HL 710 PE, HL 710S PE, HL/HF 810T, HL/HF 820T, HL/HF 810T PE, HL/HF 820T PE, HL 810ST, HL 820ST

Part Number	Thread	Flushing TueDia (mm)	length (mm)	Weight (kg)
42K0805260023	T38	12	600	8.4
42K0805260024	T45	14	600	8.6
42K0805260025	T51	16	600	9.1

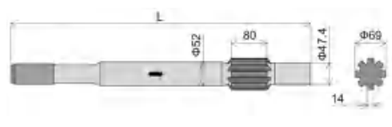

Technical Parameters — HL 850S

Part Number	Thread	Flushing TueDia (mm)	length (mm)	Weight (kg)
42L0815260024	T45	-	600	9.8

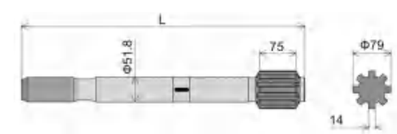

Technical Parameters — HL 1000, HL 1000S, HL 1010, HL 1010S

Part Number	Thread	Flushing TueDia (mm)	length (mm)	Weight (kg)
42M0808063531	PT58	22	635	17.5
42M0805267024	T45	14	670	10.6

SANDVIK

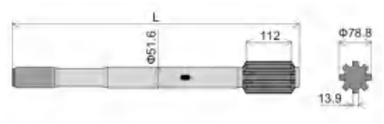

Technical Parameters — HL 1500–52, HL 1500–T52

Part Number	Thread	Flushing TueDia (mm)	length (mm)	Weight (kg)
42N0805271024	T45	-	710	11.1
42N0805271025	T51	-	710	11.5



Technical Parameters — HL 1500–PE

Part Number	Thread	Flushing TueDia (mm)	length (mm)	Weight (kg)
42O0806576025	T51	-	760	16.1
42O0806576027	PT60	-	760	17.1

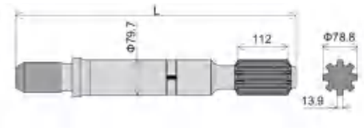

Technical Parameters — HL 1500–80, 1560–T80, HL 1560ST

Part Number	Thread	Flushing TueDia (mm)	length (mm)	Weight (kg)
42P0808063532	PT68	-	635	18.5

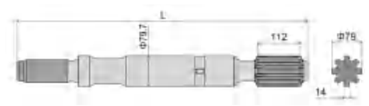

Technical Parameters — HL 1500–80, 1560–T80

Part Number	Thread	Flushing TueDia (mm)	length (mm)	Weight (kg)
42P0808076027	PT60	22	760	21.3



Technical Parameters — HL 1500ST PE, HL 1560ST PE

Part Number	Thread	Flushing TueDia (mm)	length (mm)	Weight (kg)
42Q0809063531	PT58	-	635	21.6
42Q0809063532	PT68	-	635	22.6

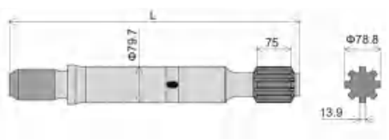

Technical Parameters — HL 1000 for tube

Part Number	Thread	Flushing TueDia (mm)	length (mm)	Weight (kg)
42M0808062931	PT58	-	629	18.2
42M0808062932	PT68	-	629	19.0

MONTABERT

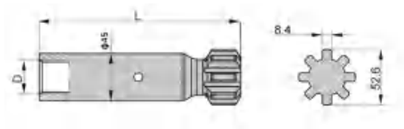

Technical Parameters — HC20

Part Number	Thread	Flushing TueDia (mm)	length (mm)	Weight (kg)
43A0804518704	R32	-	187	1.8

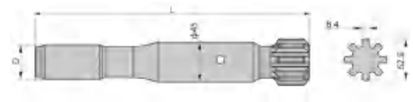

Technical Parameters — HC25

Part Number	Thread	Flushing TueDia (mm)	length (mm)	Weight (kg)
43A0804534004	R32	-	287	2.7
43A0804534004	R32	-	387	3.3
43A0804534023	T38	-	340	3.3

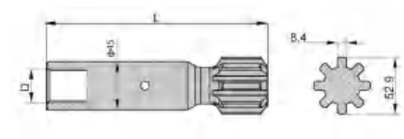

Technical Parameters — HC25

Part Number	Thread	Flushing TueDia (mm)	length (mm)	Weight (kg)
43A0804520203	R28	-	202	2.0
43A0804555043	DG	-	550	-
43A0804520204	R32	13	202	-
43A0804520204	R32	13	202	2.0



Technical Parameters — HC28

Part Number	Thread	Flushing TueDia (mm)	length (mm)	Weight (kg)
43B0804538504	R32	-	385	4.0
43B0804550222	T35	7	502	4.0
43B0804540023	T38	–	400	4.2
43B0804527204	R32	12	272	-
43B0804573043	DG	0	730	-
43B0804545204	R32	10	452	-

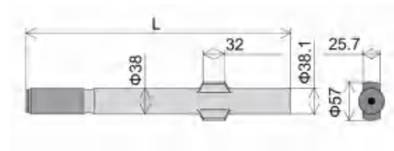

Technical Parameters — H50,H60,H70

Part Number	Thread	Flushing TueDia (mm)	length (mm)	Weight (kg)
43C02I3838004	R32	10	380	3.1
43C02I3838005	R38	10	390	3.3
43C02I3838023	T38	10	390	3.3

MONTABERT

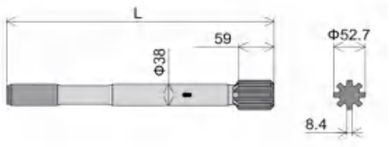

Technical Parameters — HC40,HC50

Part Number	Thread	Flushing TueDia (mm)	length (mm)	Weight (kg)
43D0804527004	R32	12	270	3
43D0803837205	R38	–	372	3.2
43D0803837223	T38	12	372	3.2
43D0803838023	T38	12	380	-
43D0803838905	R38	12	389	-
43D0803838923	T38	12	389	-
43D0803843823	T38	12	438	-
43D0803844523	T38	12	445	-

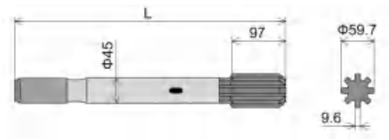

Technical Parameters — HC80,HC120

Part Number	Thread	Flushing TueDia (mm)	length (mm)	Weight (kg)
43E0804549023	T38	12	490	5.8
43E0804549024	T45	-	490	5.7

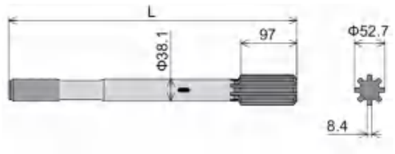

Technical Parameters — HC80,HC90,HC105,HC120

Part Number	Thread	Flushing TueDia (mm)	length (mm)	Weight (kg)
43E0803844004	R32	SF	440	3.6
43E0803844005	R38	SF	440	4.0
43E0803844023	T38	SF	440	4.0
43E0803850023	T38	SF	500	4.3
43E0804520504	R32F	12	205	-



Technical Parameters — HC95LQ-45

Part Number	Thread	Flushing TueDia (mm)	length (mm)	Weight (kg)
43F0804551823	T38	-	518	6.1
43F0804551824	T45	-	518	6.3



Technical Parameters — HC95LQ-51

Part Number	Thread	Flushing TueDia (mm)	length (mm)	Weight (kg)
43F0805151823	T38	-	518	6.9
43F0805151824	T45	-	518	7.3

MONTABERT

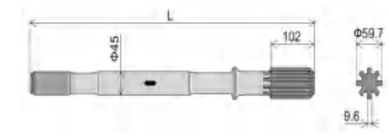

Technical Parameters — HC 80 RP, HC 110 RP, HC 120 RP, HC 150 RP, HC 155 RP, HC 158 RP

Part Number	Thread	Flushing TueDia (mm)	length (mm)	Weight (kg)
43H0805167025	T51	20	670	7.4
43H0805167024	T45	16	670	7.5



Technical Parameters — HC109

Part Number	Thread	Flushing TueDia (mm)	length (mm)	Weight (kg)
43G0804553004	R32	-	530	5.9
43G0804553022	T35	-	530	5.7
43G0804553005	R38	-	530	5.8
43G0804553023	T38	-	530	5.9
43G0804549024	T45	-	490	5.9
43G0804553024	T45	-	530	6.2

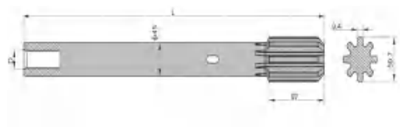

Technical Parameters — HC109

Part Number	Thread	Flushing TueDia (mm)	length (mm)	Weight (kg)
43G0804553002	R25	-	530	6.3
43G0804546023	T38	12	460	-
43G0804546024	T45	12	460	-
43G0804546005	R38	12	460	-
43G0804567024	T45	14	670	-

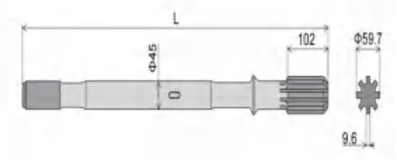

Technical Parameters — HC 80 RP, HC 105 RP, HC 107 RP, HC 108 RP, HC 109 RP

Part Number	Thread	Flushing TueDia (mm)	length (mm)	Weight (kg)
43H0804577024	T45	-	770	7.5

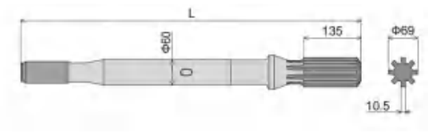

Technical Parameters — HC 160,HC170

Part Number	Thread	Flushing TueDia (mm)	length (mm)	Weight (kg)
43I0806080325	T51	18	805	15.1

MONTABERT

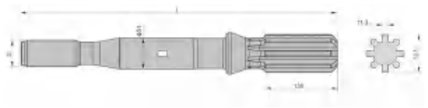

Technical Parameters — HC200

Part Number	Thread	Flushing TueDia (mm)	length (mm)	Weight (kg)
43J0805184025	T51	-	840	13.2

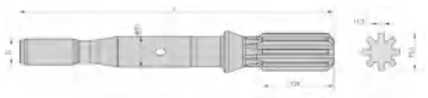

Technical Parameters — HC200A

Part Number	Thread	Flushing TueDia (mm)	length (mm)	Weight (kg)
43J0805183525	T51	-	835	16.3
43J0805185027	PT60	-	850	16.9

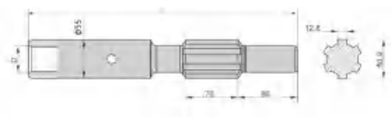

Technical Parameters — HVL

Part Number	Thread	Flushing TueDia (mm)	length (mm)	Weight (kg)
43K0615539005	R38	-	390	5.1



Technical Parameters — LC110

Part Number	Thread	Flushing TueDia (mm)	length (mm)	Weight (kg)
43L0805155005	R38	-	550	7.5

Technical Parameters — HC110,HC112

Part Number	Thread	Flushing TueDia (mm)	length (mm)	Weight (kg)
43M0804541523	T38	12	415	-

Technical Parameters — HC95SA

Part Number	Thread	Flushing TueDia (mm)	length (mm)	Weight (kg)
43N0804546823	T38	12	468	-
43N0804550023	T38	12	500	-

Technical Parameters — HC95RP

Part Number	Thread	Flushing TueDia (mm)	length (mm)	Weight (kg)
43O0804551824	T45	16	518	-
43O0804550505	R38	12	505	-
43O0804550323	T38	12	503	-

DOOFOR



Technical Parameters — DF 528HD, DF 538S, DF 538L

Part Number	Thread	Flushing TueDia (mm)	length (mm)	Weight (kg)
44A1513947004	R32	-	470	3.7



Technical Parameters — DF 550F, DF 550L, DF 540L

Part Number	Thread	Flushing TueDia (mm)	length (mm)	Weight (kg)
44B1614551504	R32	-	515	4.3
44B1614551505	R38	-	515	4.4



Technical Parameters — DF 545HD, DF 560

Part Number	Thread	Flushing TueDia (mm)	length (mm)	Weight (kg)
44C1614551504	R32	-	515	4.9
44C1614551505	R38	-	515	5.0
44C1614551524	T45	-	515	5.1



Technical Parameters — DF 545EXT HD, DF 540L-BLT, DF 560LEXT, DF 560L-BLT

Part Number	Thread	Flushing TueDia (mm)	length (mm)	Weight (kg)
44B1614558204	R32	-	582	5.8
44B1614558205	R38	-	582	5.9
44B1614558223	T38	-	582	5.9

FURUKAWA

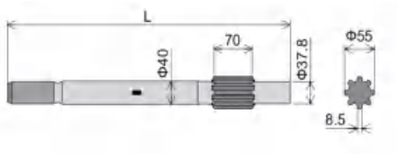

Technical Parameters — HD 150

Part Number	Thread	Flushing TueDia (mm)	length (mm)	Weight (kg)
45A08140520	R38	-	520	5.0
45A0814052523	T38	12	525	5.0

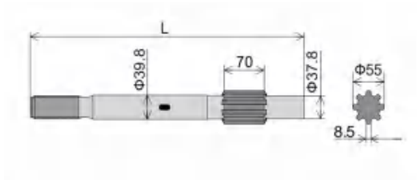

Technical Parameters — HD 190

Part Number	Thread	Flushing TueDia (mm)	length (mm)	Weight (kg)
45A0814048005	R38	-	480	4.6
45A0814048023	T38	-	480	4.6

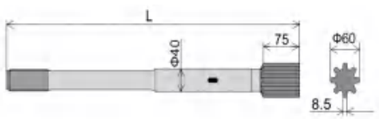

Technical Parameters — HD 210

Part Number	Thread	Flushing TueDia (mm)	length (mm)	Weight (kg)
45B0804060505	R38	-	605	5.9
45B0804060523	T38	-	605	5.9
45B0804045523	T38	12	455	-
45B0804043023	T38	12	430	-

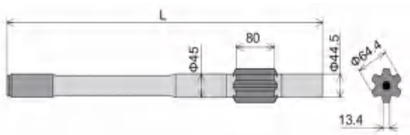

Technical Parameters — HD 300

Part Number	Thread	Flushing TueDia (mm)	length (mm)	Weight (kg)
45C0614565523	T38	16	655	6.1
45C0614565524	T45	-	655	6.8

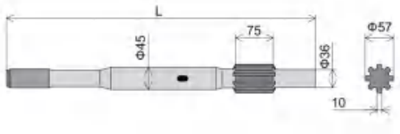

Technical Parameters — HD 609

Part Number	Thread	Flushing TueDia (mm)	length (mm)	Weight (kg)
45D0814562023	T38	-	620	5.7
45D0814562024	T45	-	620	6.4
45D0814569023	T38	12	690	6.4
45D0814569024	T45	14	690	7.2

FURUKAWA

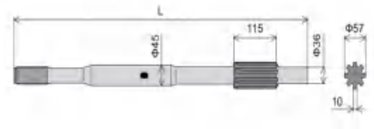

Technical Parameters — HD 609RP

Part Number	Thread	Flushing TueDia (mm)	length (mm)	Weight (kg)
45E0814579504	R32	-	795	7.7
45E0814579523	T38	-	795	7.9
45E0814579524	T45	-	795	8.3
45E0814586523	T38	-	865	8.4
45E0814586524	T45	-	865	8.8

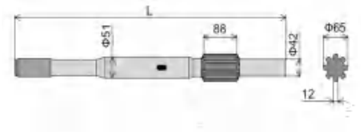

Technical Parameters — HD 612

Part Number	Thread	Flushing TueDia (mm)	length (mm)	Weight (kg)
45F0815171023	T38	-	710	8.8
45F0815171024	T45	16	710	9.2
45F0815171025	T51	18	710	9.8
45F0815175024	T45	14	750	-
45F0815167024	T45	14	670	-



Technical Parameters — HD 612RP

Part Number	Thread	Flushing TueDia (mm)	length (mm)	Weight (kg)
45G0815184523	T38	-	845	10.6
45G0815184524	T45	-	845	11.0
45G0815184525	T51	-	845	11.7
45G0815188523	T38	-	885	10.9
45G0815188524	T45	-	885	11.4
45G0815190525	T51	-	905	12.4

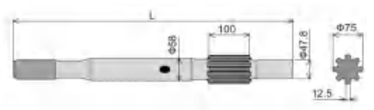

Technical Parameters — HD 615

Part Number	Thread	Flushing TueDia (mm)	length (mm)	Weight (kg)
45H0815870024	T45	-	700	10.7
45H0815870025	T51	-	700	11.7
45H0815888025	T51	-	880	14.0



Technical Parameters — HD 615RP

Part Number	Thread	Flushing TueDia (mm)	length (mm)	Weight (kg)
45I0815888024	T45	-	880	14.0
45I0815888025	T51	-	880	14.7

FURUKAWA

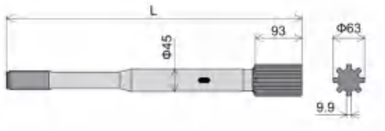

Technical Parameters — HD709

Part Number	Thread	Flushing TueDia (mm)	length (mm)	Weight (kg)
45J0804559023	T38	-	590	6.2
45J0804559024	T45	-	590	6.8
45J0804562023	T38	12	620	6.5
45J0804562024	T45	16	620	7.0
45J0804571024	T45	14	710	-

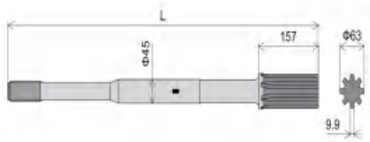

Technical Parameters — HD709RP

Part Number	Thread	Flushing TueDia (mm)	length (mm)	Weight (kg)
45K0804578523	T38	-	785	8.8
45K0804578524	T45	-	785	9.2
45K0804581523	T38	12	815	9.1
45K0804581524	T45	14	815	9.5

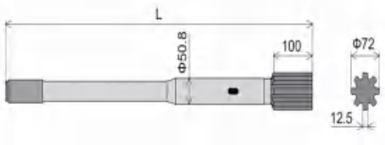

Technical Parameters — HD712

Part Number	Thread	Flushing TueDia (mm)	length (mm)	Weight (kg)
45L0805159224	T45	14	592	8.4
45L0805159225	T51	-	592	8.7
45L0805159025	T51	18	590	-
45L0805159023	T38	12	590	-
45L0805179024	T45	14	790	9.9
45L0805179025	T51	18	790	10.8



Technical Parameters — HD712RP

Part Number	Thread	Flushing TueDia (mm)	length (mm)	Weight (kg)
45M0805178724	T45	-	787	11.9
45M0805178725	T51	-	787	14.6
45M0805188524	T45	14	885	12.7
45M0805188525	T51	18	885	13.1

FURUKAWA

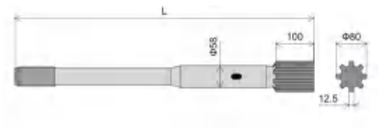

Technical Parameters — HD715

Part Number	Thread	Flushing TueDia (mm)	length (mm)	Weight (kg)
45N0805879024	T45	-	790	12.0
45N0805879025	T51	-	790	12.7

Technical Parameters — HD715RP

Part Number	Thread	Flushing TueDia (mm)	length (mm)	Weight (kg)
45N0805888525	T51	18	885	-

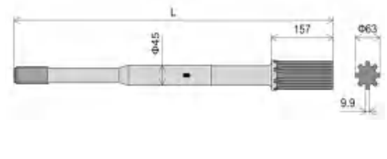

Technical Parameters — HD818RP

Part Number	Thread	Flushing TueDia (mm)	length (mm)	Weight (kg)
45O0804581423	T38	-	814	9.1
45O0804581424	T45	-	814	9.5

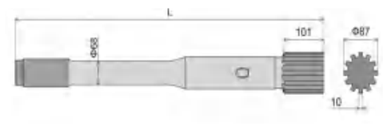

Technical Parameters — HD836

Part Number	Thread	Flushing TueDia (mm)	length (mm)	Weight (kg)
45P1206879427	PT60	-	794	16.9

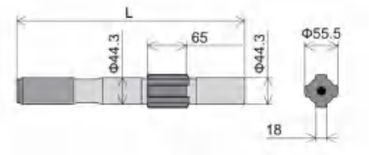

Technical Parameters — PD200

Part Number	Thread	Flushing TueDia (mm)	length (mm)	Weight (kg)
45Q0414438023	T38	12	380	3.6
45Q04I4444623	T38	14	446	4.0

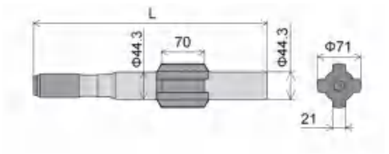

Technical Parameters — PD200

Part Number	Thread	Flushing TueDia (mm)	length (mm)	Weight (kg)
45Q0414446024	T45	14	460	5.4
45Q0414448505	R38	14	485	5.3
45Q0414448523	T38	14	485	5.2
45Q0414448524	T45	14	485	5.4

INGERSOLL RAND



Technical Parameters — Hydrastar 200 Female thread

Part Number	Thread	Flushing TueDia (mm)	length (mm)	Weight (kg)
46A0814535104	R32F	12	350	3.2

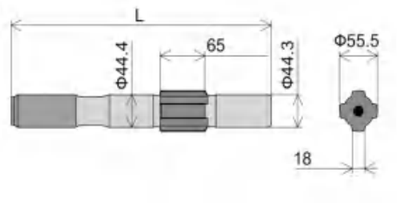

Technical Parameters — URD 475, URD 550, VL120, EVL 130, VL140, F16

Part Number	Thread	Flushing TueDia (mm)	length (mm)	Weight (kg)
46B0414438004	R32	14	380	3.7
46B0414438005	R38	12	380	3.8
46B0414438023	T38	14	380	3.6
46B0414438024	T45	14	380	4.4
46B0414444623	T38	12	446	4.0

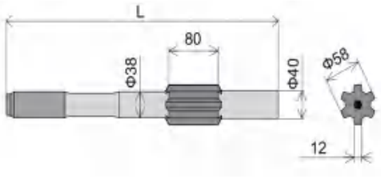

Technical Parameters — YH 50, YH 55

Part Number	Thread	Flushing TueDia (mm)	length (mm)	Weight (kg)
46C0613844023	T38	16	440	3.8

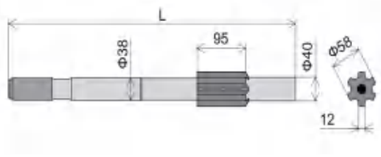

Technical Parameters — YH 50 RP, YH 55RP

Part Number	Thread	Flushing TueDia (mm)	length (mm)	Weight (kg)
46D0613856023	T38	16	560	5.1

INGERSOLL RAND

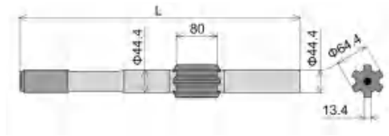

Technical Parameters — YH60A

Part Number	Thread	Flushing TueDia (mm)	length (mm)	Weight (kg)
46E0614453723	T38	14	537	5.8

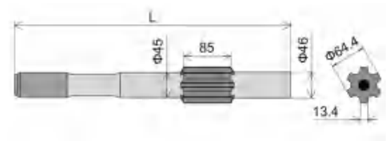

Technical Parameters — YH65,YH70,YH80

Part Number	Thread	Flushing TueDia (mm)	length (mm)	Weight (kg)
46F0614548023	T38	19	480	5.0
46F0614548024	T45	19	480	5.5
46F0614550023	T38	19	500	5.2
46F0614550024	T45	19	500	5.5
56F0614558023	T38	12	580	-

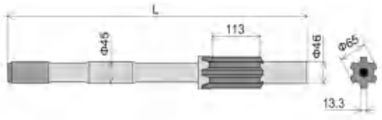

Technical Parameters — YH65RP,YH70RP,YH80RP

Part Number	Thread	Flushing TueDia (mm)	length (mm)	Weight (kg)
46G0614570023	T38	19	700	8.0
46G0614570024	T45	19	700	8.1

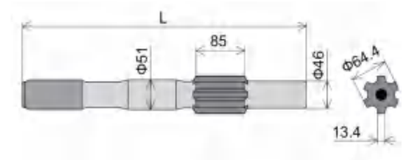

Technical Parameters — YH80A

Part Number	Thread	Flushing TueDia (mm)	length (mm)	Weight (kg)
46H0615150024	T45	16	500	6.0
46H06I5I50025	T51	19	500	6.3

INGERSOLL RAND

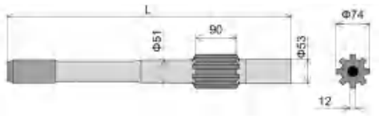

Technical Parameters — YH95,YH100

Part Number	Thread	Flushing TueDia (mm)	length (mm)	Weight (kg)
46J08I5I62525	T51	23	625	8.3



Technical Parameters — YH95RP,YH100RP

Part Number	Thread	Flushing TueDia (mm)	length (mm)	Weight (kg)
46J08I5I84025	T51	23	840	11.4

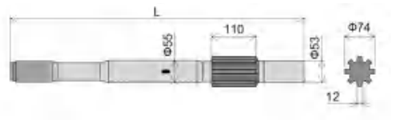

Technical Parameters — YH110V,YH135

Part Number	Thread	Flushing TueDia (mm)	length (mm)	Weight (kg)
46K08I5572824	T45	-	728	11.6
46K08I5572825	T51	-	728	12.0

Technical Parameters — YH110,YH135

Part Number	Thread	Flushing TueDia (mm)	length (mm)	Weight (kg)
46K0815572525	T51	18	725	-
46K0815589025	T51	18	890	-



Technical Parameters — YH110VRP,Y135RP

Part Number	Thread	Flushing TueDia (mm)	length (mm)	Weight (kg)
46L0815590025	T51	-	900	14.8

Technical Parameters — YH125RP,YH135RP

Part Number	Thread	Flushing TueDia (mm)	length (mm)	Weight (kg)
46M0815595023	T38	18	950	-
46M0815595024	T45	14	950	-
46M0815595023	T38	12	950	-

GARDNER DENVER

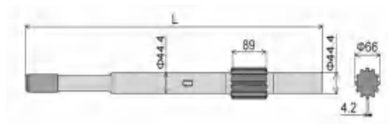

Technical Parameters — HPR-45

Part Number	Thread	Flushing TueDia (mm)	length (mm)	Weight (kg)
47A1214477023	T38	-	770	8.9
47A1214477024	T45	-	770	9.4



Technical Parameters — HPR2

Part Number	Thread	Flushing TueDia (mm)	length (mm)	Weight (kg)
47B1415191525	T51	14	914	14.3

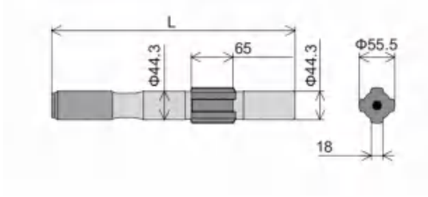

Technical Parameters — PR123,VL120,VL140

Part Number	Thread	Flushing TueDia (mm)	length (mm)	Weight (kg)
47C0414438004	R32	14	380	3.7
47C0414438005	R38	14	380	3.8
47C0414438023	T38	12	380	3.6
47C0414438024	T45	14	380	4.0
47C0414444623	T38	12	446	4.0

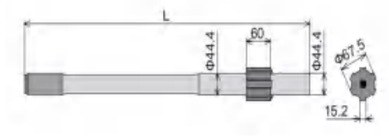

Technical Parameters — PR66

Part Number	Thread	Flushing TueDia (mm)	length (mm)	Weight (kg)
47D0614471023	T38	16	710	4.8
47D0614471024	T45	16	710	5.8

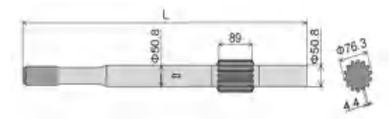

Technical Parameters — HPR51

Part Number	Thread	Flushing TueDia (mm)	length (mm)	Weight (kg)
47E1415176924	T45	-	769	11.6
47E1415176925	T51	-	769	12.1

GARDNER DENVER

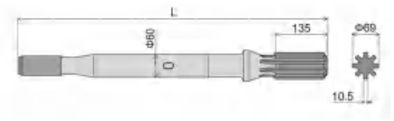

Technical Parameters — HC 160,HC170

Part Number	Thread	Flushing TueDia (mm)	length (mm)	Weight (kg)
47F0806080325	T51	18	805	15.1



Technical Parameters — HC200

Part Number	Thread	Flushing TueDia (mm)	length (mm)	Weight (kg)
47G0805184025	T51	-	840	13.2

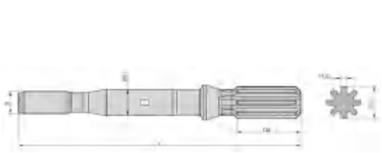

Technical Parameters — HC200A

Part Number	Thread	Flushing TueDia (mm)	length (mm)	Weight (kg)
47G0805183525	T51	-	835	16.3
47G0805185027	PT60	-	850	16.9

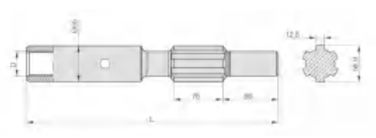

Technical Parameters — HVL

Part Number	Thread	Flushing TueDia (mm)	length (mm)	Weight (kg)
47H0615539005	R38	-	390	5.1



Technical Parameters — LC110

Part Number	Thread	Flushing TueDia (mm)	length (mm)	Weight (kg)
46L0815590025	R38	-	550	7.5

SECOMA

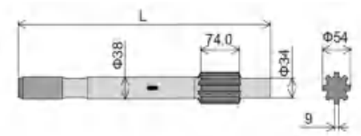

Technical Parameters — Hydrastar 200, 300, 350 X2

Part Number	Thread	Flushing TueDia (mm)	length (mm)	Weight (kg)
48A0813862525	T51	23	625	8.3

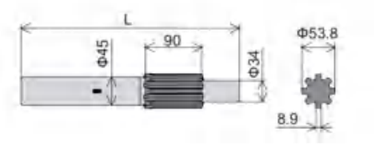

Technical Parameters — Hydrastar 200(RP)

Part Number	Thread	Flushing TueDia (mm)	length (mm)	Weight (kg)
48B0814584025	T51	23	840	11.4

KRUPP



Technical Parameters — HB101

Part Number	Thread	Flushing TueDia (mm)	length (mm)	Weight (kg)
49A0616472824	T45	-	728	11.6

TOYO

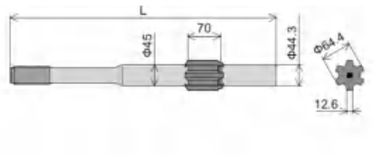

Technical Parameters — TH500,TH550

Part Number	Thread	Flushing TueDia (mm)	length (mm)	Weight (kg)
4TA0614590025	T51	-	900	14.8

WOSERLD

Technical Parameters — WOSERLD71920

Part Number	Thread	Flushing TueDia (mm)	length (mm)	Weight (kg)
4WA1004520504	R32	12	205	-

CE ROHS ISO9001

DRIFTER SPARE PARTS

SUSTAINABILITY, SERVICE & SATISFACTION



DRIFTER SPARE PARTS

G08M





Front guide



Spline shank



Upper cylinder

G18E





Piston



Spline shank



Shank thrust

G21M





Shank retainer



Gear driven



Guide



GUIDE TO PRODUCT NO.

Integral Drill Rod Model Description



	Rods Shape	Length		End diameter	
7	6 2	0 4	0 0	0 1	2 9

Type of product

1 = Drill bit	5=Taper rod etc.
2=Drill rod/tube	6=Stone Working Tools
3=Coupling	7=Integral
4=Shank adapter	

Shank Type

01=H19×108mm	04=H25×109mm
02=H22×108mm	05=H22×83mm
03=H25×108mm	06=H25×159mm

GUIDE TO PRODUCT NO.

GUIDE TO PRODUCT NO.

Stone working tools Model Description

Type of product	Rods Shape	Length	Shank Type	End diameter
6	6 2	0 1 5 0	0 1	1 7

Type of product
1=Drill bit
2=Drill rod/tube
3=Coupling
4=Shank adapter
5=Taper rod etc.
6= Stone Working Tools
7=Integral

Rods Shape
62=H19
63=H22
64=H25

Length

Shank Type
01=H19×108mm
02=H22×108mm
03=H25×108mm
04=H25×109mm
05=H22×83mm
06=H25×159mm

End diameter

GUIDE TO PRODUCT NO.

Tapered Bits Model Description

Product Type	Bit diameter in mm	Taper Angle	Button Shape	Skirt Length	Button NO.	Button Internal Dia	Gauge button angle
1	2 3	2 8	0 1	7	9	1	0

Product Type
1=Cross bit
2=Chisel bit
3=Button Bit

Bit diameter in mm

Taper Angle
1=11°
2=12°
4=4.46″
6=6°
7=7°

Button Shape
0=Spherical button
1=sheet alloy
4=Ballistic button
6= Parabolic button

Type of product
1=Drill bit
2=Drill rod/tube
3=Coupling
4=Shank adapter
5=Taper rod etc.
6=Stone Working Tools
7=Integral

Skirt Length
1-50mm
2-55mm
3-60mm
4-65mm
5-70mm
6-75mm
7-80mm

Button NO.
01=Chisel bit
02=Cross bit
04=4 buttons
06=6 buttons
07=7 buttons
08=8 buttons

Button Internal Dia
2=22
5=25
3=23
0=20
1=21
8=18
9=19

Gauge button angle
3=30°
2=25°
5=35°
4=40°
0=sheet alloy

GUIDE TO PRODUCT NO.

Tapered Drill Rods Model Description

Taper Angle	Length	Taper end diameter
5 7	6 4	0 8 0 0	0 3	0 5

Taper Angle
1=11°
2=12°
4=4°46′
6=6°
7=7°

Length

Taper end diameter
01-14.9mm
02-17.9mm
03-18mm
04-19.1mm
05-20mm

Type of product
1=Drill bit
2=Drill rod/tube
3=Coupling
4=Shank adapter
5=Taper rod etc.
6=Stone Working Tools
7=Integral

Rods Shape
62=H19
63=H22
64=H25

Shank Type
01=H19×108mm
02=H22×108mm
03=H25×108mm
04=H25×109mm
05=H22×83mm
06=H25×159mm



Integral Drill Rod

H19 INTEGRAL DRILL ROD

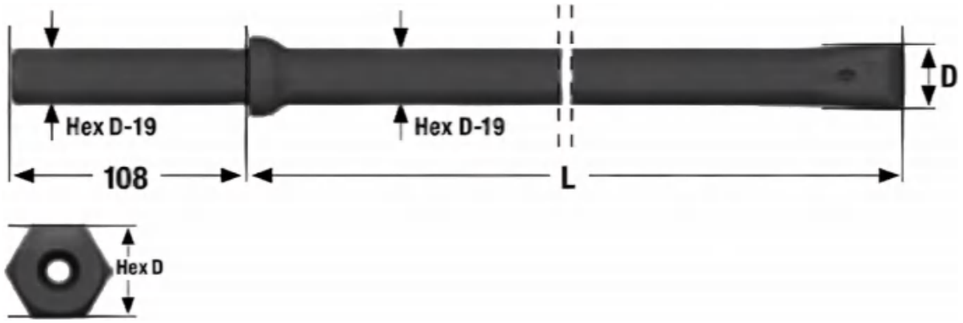

Technical Parameters

Product Code	Series	Length(L)	Foot Size	Diameter(D)	Size	Weight
		mm	inch	mm	inch	kg
76208000128	21	800	2'7 1/2"	28	1 1/8	2.0
76216000127	21	1600	5'3"	27	1 1/16	3.8
76224000126	21	2400	7'0"	26	1 1/32	5.5
76206000127	24	600	1'11 5/8"	27	1 1/16	1.6
76212000126	24	1200	3'11 1/4"	26	1 1/32	2.9
76204000135	25	400	1'3 3/4"	35	1 3/8	1.2
76208000134	25	800	2'7 1/2"	34	1 11/32	2.1

H22 INTEGRAL DRILL ROD

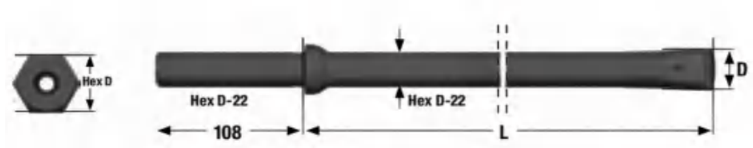

Technical Parameters

Product Code	Series	Length(L)	Foot Size	Diameter(D)	Size	Weight
		mm	inch	mm	inch	kg
76308000234	11	800	2'7 1/2"	34	1 11/32	2.8
76316000233	11	1600	5'3"	33	1 5/16	5.2
76324000232	11	2400	7'10 1/2"	32	1 1/4	7.7
76332000231	11	3200	10'6"	31	1 7/32	10.1
76340000230	11	4000	13'11/2"	30	1 3/16	12.5
76348000229	11	4800	15'9"	29	1 5/32	14.9
76356000228	11	5600	18'4 1/2"	28	1 1/8	17.3
76364000227	11	6400	21'	27	1 1/16	19.7
76372000226	11	7200	23'7 1/2"	26	1 1/32	22.2
76304000241	12	400	1'3 3/4"	41	1 9/16	1.6
76308000240	12	800	2'7 1/2"	40	1 9/16	2.9
76316000239	12	1600	5'3"	39	1 17/32	5.3
76324000238	12	2400	7'10 1/2"	38	1 1/2	7.7
76332000237	12	3200	10'6"	37	1 15/32	10.1
76340000236	12	4000	13'11/2"	36	1 13/32	12.5
76348000235	12	4800	15'9"	35	1 3/8	14.9
76356000234	12	5600	18'4 1/2"	34	1 11/32	17.4
76364000233	12	6400	21'	33	1 5/16	19.8
76372000232	12	7200	23'8"	32	1 1/4" 7	22.3
76370400234	13	400	1'4"	34	1 11/32"	1.5
76370800233	13	800	2'7 1/2"	33	1 5/16	2.8
76371200232	13	1200	3'11 1/4"	32	1 1/4	4.0
76371600231	13	1600	5'3"	31	1 7/32	5.2
76372000230	13	2000	6'6 3/4"	30	1 3/16	6.4
76370600235	16	600	2'	35	1 3/8"	2.2
76371200234	16	1200	3'11 1/4"	34	1 11/32	4.0
76371800233	16	1800	5'10 7/8"	33	1 5/16	5.8
76372400232	16	2400	7'10 1/2"	32	1 1/4	7.7
76370600241	17	600	2'	41	1 5/8"	2.3
76371200240	17	1200	3'11 1/4"	40	1 1/4	4.1
76371600239	17	1600	5'3"	39	1 7/32	5.3
76372000238	17	2000	6'6 3/4"	38	1 3/16	6.5
76372400238	17	2400	7'10"	38	1 1/2" 7	7.9

H25 INTEGRAL DRILL ROD

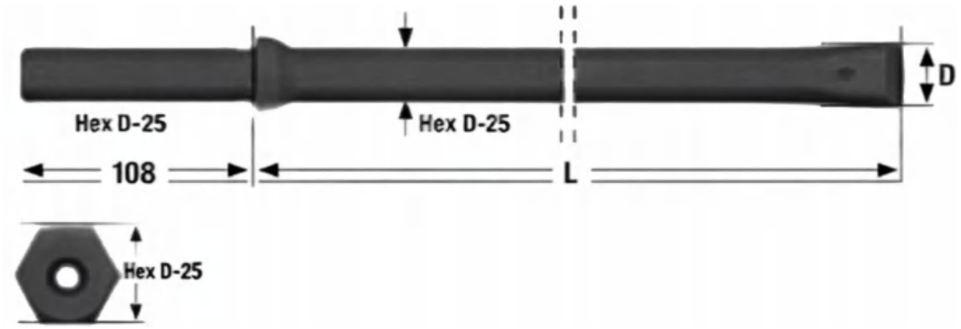

Technical Parameters

Product Code	Series	Length(L)	Foot Size	Diameter(D)	Size	Weight
		mm	inch	mm	inch	kg
76408000336	31	800	2'7 1/2"	36	1 27/64	3.8
76416000335	31	1600	5'3"	35	1 3/8	6.8
76424000334	31	2400	7'10 1/2"	34	1 11/32	10.10
76432000333	31	3200	10'6"	33	1 5/16	13.8
76408000342	32	800	2'7 1/2"	42	1 21/31	3.8
76416000341	32	1600	5'3"	41	1 5/8	6.9
76424000340	32	2400	7'10 1/2"	40	1 37/64	10.2
76432000339	32	3200	10'6"	39	1 17/32	13.9
76440000338	32	4000	13'1 1/2"	38	1 1/2	16.1

TAPER DRILL ROD



H22 TAPER ROD

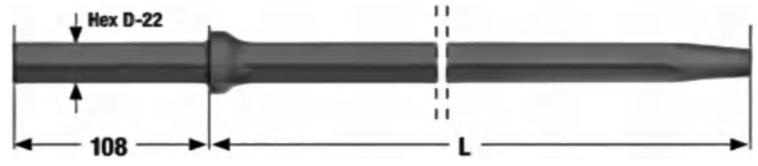

Technical Parameters

Product Code	Length(L)	Foot Size	Taper	Weight
	mm	inch		kg
576305000203/05	500	1'5/8"	7°	1.5
576308000203/05	800	2'7 1/2"		2.4
576310000203/05	1000	3'3 3/8"		3.0
576312000203/05	1200	3'11 1/4"		3.6
576315000203/05	1500	4'11"		4.5
576318000203/05	1800	5'10 7/8"		5.5
576320000203/05	2000	6'6 3/4"		6.1
576322000203/05	2200	7'2 5/8"		6.7
576325000203/05	2500	8'2 3/8"		7.6
576330000203/05	3000	9'10 1/8"		9.1
576335000203/05	3500	11'5 3/4"		10.6
576340000203/05	4000	13'1 1/2"		12.1
576345000203/05	4500	14'9 1/8"		13.6
576350000203/05	5000	16'4 5/8"		15.1
576360000203/05	6000	19'8 1/4"		18.2
576318000503/05	1800	5'10 7/8"		5.5
576320000503/05	2000	6'6 3/4"		6.1
576325000503/05	2500	8'2 3/8"		7.6
576330000503/05	3000	9'10 1/8"		9.1
576335000503/05	3500	11'5 3/4"		10.6
576340000503/05	4000	13'1 1/2"		12.1
576350000503/05	5000	16'4 5/8"		15.1

H25 TAPER ROD

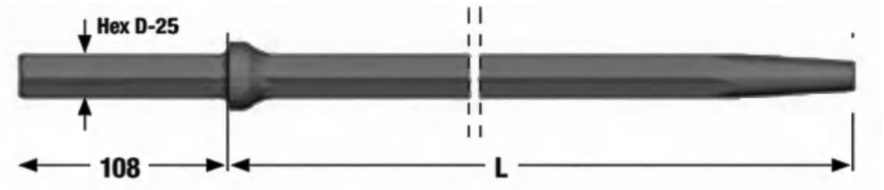

Technical Parameters

Product Code	Length(L)	Foot Size	Taper	Weight
	mm	inch		kg
576408000305	800	2'7"	7°	3.7
576412000305	1200	3'11"		5.3
576415000305	1500	4'11"		5.9
576416000305	1600	5'3"		6.3
576418000305	1800	5'10 7/8"		7.1
576420000305	2000	6'6 3/4"		7.9
576422000305	2200	7'2 5/8"		9.3
576424000305	2400	7'10 1/2"		9.9
576425000305	2500	8'2 3/8"		10.3
576426000305	2600	8'6 3/8"		10.9
576430000305	3000	9'10 1/8"		11.9
576439000305	3900	12'9 1/2"		15.4
576440000305	4000	13'1 1/2"		15.8
576448000305	4800	15'9"		19.2

H25 TAPER ROD

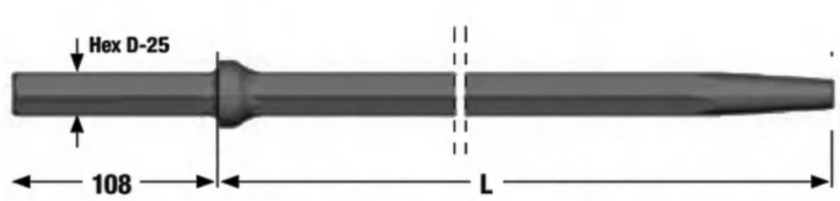

Technical Parameters

Product Code	Length(L)	Foot Size	Taper	Weight
	mm	inch		kg
526436600302	3660	12'	12°	15.3

TAPERED DRILL BIT



Technical Parameters

Product Code	Drill bit diameter(mm)	Buttons(mm) No x Size		Edge tooth Angle	Flushing Holes(pcs)		Weight
		Gauge	Front		Side	Front	kg
13130064205	30	4×6	2×6	35°	1	1	0.2
13133084205	33	6×7	2×7	35°	1	2	0.24
13133074205	33	5×7	2×7	35°	2	1	0.24
13135084205	35	6×7	2×7	35°	1	2	0.27
13136074205	36	5×7	2×7	35°	1	2	0.3
13138084205	38	6×9	2×7	35°	1	2	0.33
13141074205	41	5×9	2×7	35°	2	1	0.39
13143074205	43	5×9	2×8	35°	2	1	0.4

7° TAPERED DRILL BIT



Technical Parameters

Product Code	Drill bit diameter(mm)	Buttons(mm) No x Size		Edge tooth Angle	Flushing Holes(pcs)		Weight
		Gauge	Front		Side	Front	kg
13224047865	24	3x6	1x6	35°	1	0	-
13224057865	24	3x5	2×5	35°	1	0	-
13328047265	28	3x6	1x6	35°	2	1	0.17
13328047965	28	3x6	1x6	35°	2	1	-
13330047265	30	3x7	1x7	35°	2	1	0.2
13330077265A	30	5x5	2×5	35°	2	1	-
13332047265	32	3x7	1x7	35°	2	1	0.23
13332077265A	32	5x6	2x6	35°	2	1	-
13332077265B	32	5x6	2x6	35°	2	1	-
13332077265C	32	5x7	2x6	35°	2	1	-
13332077265D	32	5x6	2x6	35°	2	1	-
13334047265	34	3x8	1x7	35°	2	1	0.26
13334087265A	34	6x6	2x6	35°	1	2	-
13434087265	34	6x7	2x6	35°	1	2	-
13334087265B	34	6x6	2x6	35°	2	1	-
13334087265C	34	6x7	2x6	35°	1	2	-
13434077265	34	5x7	2x6	35°	1	2	-
13336047265	36	3x8	1x8	35°	2	1	0.29
13336077265A	36	5x7	2x7	35°	1	2	-
13336057265	36	3x8	2x7	35°	2	1	-
13438047265	38	3x9	1x9	38°	2	1	0.35
13338047365A	38	3x8	1x8	35°	2	1	-
13338057365	38	3x8	2x8	35°	2	1	-
13338077265A	38	5x8	2x7	35°	1	2	-
13338077265B	38	5x7	2x7	35°	1	2	-
13338047365B	38	3x9	1x9	38°	2	1	-
13340047365B	40	3x8	1x8	38°	2	1	-
13340047365C	40	3x9	1x9(z)	38°	1	1	-
13340047365D	40	3x9	1x9(z)	38°	2	1	-
13332077265E	32	5x5	2×5	35°	2	1	-
13340057365	40	3x9	2x8	38°	1	1	-
13340047365E	40	3x9	1x9(z)	38°	2	1	0.4
13342047365A	42	3x9	1x9(z)	38°	2	1	0.41
13342057365	42	3x9	2x8	38°	2	1	-
13342047365B	42	3x8	1x8	38°	2	1	-
13334087265D	34	6×5	2×5	35°	1	2	-
13332067265	32	4x7	2x6	35°	1	2	0.23

7° TAPERED DRILL BIT



Technical Parameters

Product Code	Drill bit diameter(mm)	Buttons(mm) No x Size		Edge tooth Angle	Flushing Holes(pcs)		Weight
		Gauge	Front		Side	Front	kg
13434067265	34	4x7	2x7	35°	1	2	0.26
13336067265	36	4x7	2x7	35°	1	2	0.29
13338067365	38	4x8	2x7	35°	1	2	0.35
13340067365A	40	4x8	2x8	35°	1	2	0.38
13340077365A	40	5x8	2x8	35°	1	2	-
13340077365B	40	5x9	2x8	35°	1	2	-
13340067365B	40	4x7	2x6	35°	1	2	-
13340057565	40	3x8	2x8	35°	1	2	-
13342067365	42	4x8	2x8	35°	1	2	-
13342077265	42	5x8	2x8	35°	1	2	-
13442077365	42	5x9	2x8	35°	1	2	-
13330077265B	30	5x6	2x6	35°	2	1	0.21
13330047965	30	3x7	1x7	35°	2	1	-
13432077265	32	5x7	2x6	35°	2	1	0.24
13433077265	33	5x7	2x6	35°	2	1	0.26
13334077265	34	5x7	2x7	35°	1	2	0.27
13336077265B	36	5x8	2x7	35°	2	1	0.3
13338077365	38	5x8	2x7	35°	1	2	0.36
13340077265	40	5x8	2x8	35°	1	2	0.38
13441077565A	41	5x9	2x8	35°	1	2	0.5
13441077565B	41	5x9	2x8	35°	1	2	-
13641077564	41	5x9	2x8	40°	1	2	-
13342077365A	42	5x9	2x8	35°	1	2	0.52
13345057365	45	3x8	2x8	35°	2	1	-
13445077265	45	5x8	2x8	35°	1	2	0.3
13450077365	50	4x9	3x8	35°	1	1	0.55
13450057365A	50	3x8	2x8	35°	2	1	-
13450057365B	50	3x9	2×9	35°	2	1	-
13460077365	60	4x10	3x9	35°	1	1	0.75
13332087265	32	6x6	2x6	35°	1	2	0.24
13733087265	33	6x7	2x6.5	35°	1	2	0.26
13334087265E	34	6x7	2x7	35°	1	2	0.27
13336087265	36	6x7	2x7	35°	1	2	0.3
13338087265	38	6x8	2x7	35°	2	2	0.36
13340087365	40	6x8	2x8	35°	1	2	0.38
13342077365B	42	5x8	2x8	35°	1	2	0.4

11° TAPERED DRILL BIT



Technical Parameters

Product Code	Drill bit diameter(mm)	Buttons(mm) No x Size		Edge tooth Angle	Flushing Holes(pcs)		Weight
		Gauge	Front		Side	Front	kg
13132061265	32	4x7	2x7	35°	2	1	-
13332071265	32	5x7	2x6	35°	2	1	-
13132041265	32	3x7	1x7	35°	2	1	0.21
13134061265	34	4x7	2x7	35°	1	2	-
13134071265A	34	5x7	2x7	35°	1	2	-
13136041265	36	3x8	1x8	35°	2	1	0.26
13138041265	38	3x9	1x9	38°	2	1	0.32
13138071265A	38	5x9	2x7	35°	1	2	-
13138071265B	38	5x9	2x7	35°	1	2	-
13138071265C	38	5x8	2x7	35°	1	2	-
13338071265	38	5x9	2x7	35°	1	2	-
13140041265	40	3x9	1x9	38°	2	1	0.34
13340041265	40	3x9	1x9	38°	2	1	-
13340051265	40	3x9	2x8	38°	2	1	-
13342041265	42	3x9	1x9(z)	38°	2	1	0.36
13442071365	42	5x8	2x8	35°	1	2	-
13330061265	30	4x6	2x6	35°	1	2	0.18
13332061265	32	4x7	2x6	35°	1	2	0.21
13136071265A	36	5x8	2x7	35°	1	2	-
13336061265	36	4x8	2x7	35°	1	2	0.26
13336071265	36	5x8	2x7	35°	1	2	-
13338061265	38	4x8	2x8	35°	1	2	0.32
13340061265	40	4x9	2x8	35°	1	2	0.34

11° TAPERED DRILL BIT



Technical Parameters

Product Code	Drill bit diameter(mm)	Buttons(mm) No x Size		Edge tooth Angle	Flushing Holes(pcs)		Weight
		Gauge	Front		Side	Front	kg
13140071265A	40	5x9	2x8	35°	1	2	-
13340071265	40	5x9	2x8	35°	1	2	-
13140071265B	40	5x9	2x8	35°	1	1	-
13132071265	32	5x7	2x6	35°	2	1	0.22
13134071265B	34	5x7	2x7	35°	1	2	0.24
13136071265B	36	5x8	2x7	35°	1	2	0.27
13238071265	38	5x8	2x7	35°	1	1	0.32
13140071265C	40	5x8	2x8	35°	1	2	0.34
13142071265	42	5x9	2x8	35°	1	2	0.36
13132081265	32	6x6	2x6	35°	1	2	0.22
13134081265	34	6x7	2x7	35°	1	2	0.24
13136081265	36	6x7	2x7	35°	1	2	0.27
13138081265	38	6x8	2x7	35°	1	2	0.32
13140081265	40	6x8	2x8	35°	1	2	0.34
13141071264	41	5x9	2x8	40°	1	1	-
13136071264	36	5x8	2x7	40°	1	1	-
13134091264	34	6x7	3x7	40°	2	0	0.3
button shape-semi ballistic+button shape-conical							
13138071264	38	5x9(conical)	2x7(semi ballistic)	40°	1	1	-
3138071264	38	5x9(conical)	2x7(semi ballistic)	40°	3	1	-
13141071264	41	5x9(conical)	2x8(semi ballistic)	40°	3	1	-
13141071264	41	5x9(conical)	2x8(semi ballistic)	40°	1	1	-

12° TAPERED DRILL BIT



Technical Parameters

Product Code	Drill bit diameter(mm)	Buttons(mm) No x Size		Edge tooth Angle	Flushing Holes(pcs)		Weight
		Gauge	Front		Side	Front	kg
13328042265	28	3x6	1x6	35°	1	1	0.1
13128062265	28	4x6	2x6	35°	1	1	0.2
13330062065	30	4x7	2x6	35°	2	2	0.2
13332082265	32	6x6	2x6	35°	1	2	-
13434082265A	34	6x7	2x6	35°	2	1	-
13434082265B	34	6x6	2x6	35°	1	2	-
13338042565	38	3x9	1x9	38°	2	1	0.33
13332062265	32	4x7	2x6	35°	1	2	0.22
13334062265	34	4x8	2x7	35°	1	2	0.25
13436082265	36	6x7	2x7	35°	1	2	-
13438082265	38	6x8	2x7	35°	1	2	-

12° TAPERED DRILL BIT



Technical Parameters

Product Code	Drill bit diameter(mm)	Buttons(mm) No x Size		Edge tooth Angle	Flushing Holes(pcs)		Weight
		Gauge	Front		Side	Front	kg
13330072265	30	5x7	2x6	35°	2	1	0.2
13432072265	32	5x7	2x6	35°	2	1	0.23
13334072265	34	5x7	2x7	35°	1	2	0.26
13336072265	36	5x7	2x7	35°	1	2	0.29
13338072265	38	5x8	2x7	35°	1	2	0.34
13540072265	40	5x9	2x8	35°	1	2	0.36
13432082265	32	6x6.5	2x6	35°	1	2	0.23
13334082265	34	6x7	2x6.5	35°	1	2	0.26
13336082265	36	6x7	2x7	35°	1	2	0.29
13338082265	38	6x8	2x7	35°	1	2	0.34
13340082265	40	6x8	2x8	35°	1	2	0.36