2025 NEW

PRODUCT MANUAL

产品手册

碳晶板

CARBON CRYSTAL BOARD

是目前非常符合碳中和的一种装饰材料

IS CURRENTLY A DECORATIVE MATERIAL THAT IS VERY IN LINE WITH THE CURRENT ENVIRONMENTAL TREND

碳晶板，是目前非常环保，符合碳中和的一种装饰材料。该产品的起源是竹纤维墙板，通过技术的改进，在基材中加入竹炭成分，在拥有传统木饰面绿色健康环保，防水防潮，安装便捷，快速施工等特点外，还能吸附周围环境的有害物质。同时对模具外形工艺进行改进，通过纳米技术，在基材表面添加了共挤金刚层，大大提高了板材表面硬度。

Carbon crystal panels, which are currently very environmentally friendly and comply with carbon neutrality, are a type of decorative material. The origin of this product bamboo fiber wall panels, which, through technological improvements, have added bamboo charcoal components to the substrate. In addition to possessing the green, healthy, and eco-friendly of traditional wood veneers, being waterproof, moisture-proof, easy to install, and quick to construct, they can also absorb harmful substances from the surrounding environment. the same time, improvements have been made to the mold shaping process, and through nanotechnology, a co-extruded diamond layer has been added to the surface the substrate, significantly enhancing the surface hardness of the panels.

木纹系列 / Wood grain series

产品名称 Product name	碳晶板·木纹 Carbon crystal panel·Wood grain
基材材质 Substrate material	竹炭纤维+共挤金刚层 Bamboo charcoal fiber co-extruded diamond layer
产品规格 Product specifications	8mm/5mm 8mm/5mm
产品尺寸 Product size	1220*2440/2600/2800/定制长度 1220*2440/2600/2800/Custom Length
产品颜色 Product color	PVC膜纸 PVC film paper
覆膜类型 Film type	冷胶/热胶 Cold glue/Hot glue



样品展示 / Sample display

M01

M02

M03

M04

M05

M06

M07

M08

M09

M10

* 产品颜色丰富，样品颜色只做部分展示，更多颜色请联系客户经理了解

* The product colors are rich, and only some of the sample colors are displayed
For more colors, please contact the account manager

石纹系列 / Stone Texture Series

产品名称 Product name	碳晶板·木纹 Carbon crystal panel·Wood grain
基材材质 Substrate material	竹炭纤维+共挤金刚层 Bamboo charcoal fiber co-extruded diamond layer
产品规格 Product specifications	8mm/5mm 8mm/5mm
产品尺寸 Product size	1220*2440/2600/2800/定制长度 1220*2440/2600/2800/Custom Length
产品颜色 Product color	PVC膜纸 PVC film paper
覆膜类型 Film type	冷胶/热胶 Cold glue/Hot glue

样品展示 / Sample display

SW01

SW02

SW03


SW04


SW05


SW06

SW07

SW08

SW09

SW10

* 产品颜色丰富，样品颜色只做部分展示，更多颜色请联系客户经理了解

* The product colors are rich, and only some of the sample colors are displayed
For more colors, please contact the account manager

MODERN

布纹系列 / Brocade Series

产品名称 Product name	碳晶板·木纹 Carbon crystal panel·Wood grain
基材材质 Substrate material	竹炭纤维+共挤金刚层 Bamboo charcoal fiber co-extruded diamond layer
产品规格 Product specifications	8mm/5mm 8mm/5mm
产品尺寸 Product size	1220*2440/2600/2800/定制长度 1220*2440/2600/2800/Custom Length
产品颜色 Product color	PVC膜纸 PVC film paper
覆膜类型 Film type	冷胶/热胶 Cold glue/Hot glue

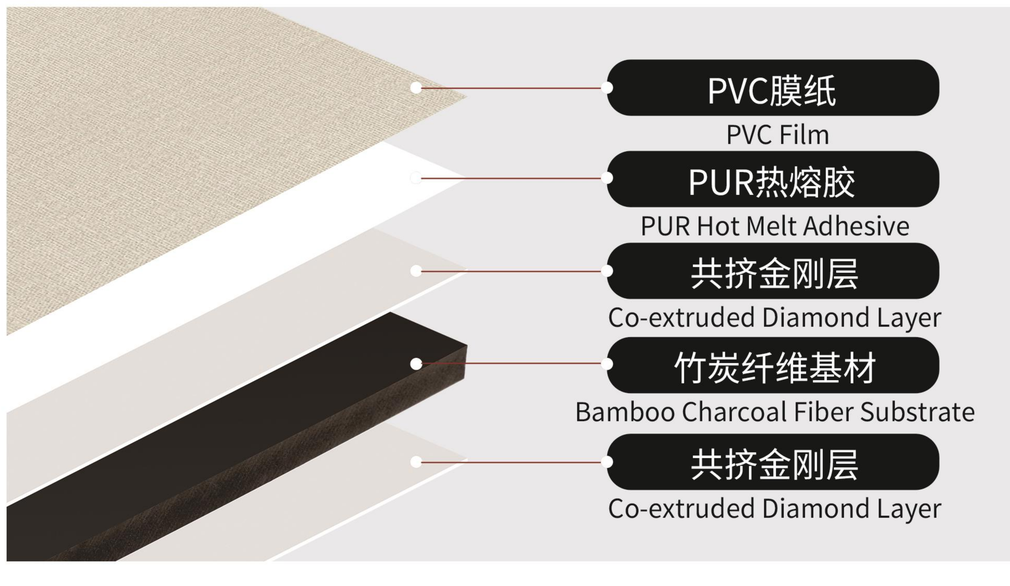

样品展示 / Sample display


BW01

BW02

BW03

BW04

BW05

BW06

BW07

BW08

BW09

BW10

* 产品颜色丰富，样品颜色只做部分展示，更多颜色请联系客户经理了解

* The product colors are rich, and only some of the sample colors are displayed
For more colors, please contact the account manager

案例展示 / Case presentation

肤感纯色系列 / Skin Feel Pure Color Series



产品名称 Product name	碳晶板·木纹 Carbon crystal panel·Wood grain
基材材质 Substrate material	竹炭纤维+共挤金刚层 Bamboo charcoal fiber co-extruded diamond layer
产品规格 Product specifications	8mm/5mm 8mm/5mm
产品尺寸 Product size	1220*2440/2600/2800/定制长度 1220*2440/2600/2800/Custom Length
产品颜色 Product color	PVC膜纸 PVC film paper
覆膜类型 Film type	冷胶/热胶 Cold glue/Hot glue

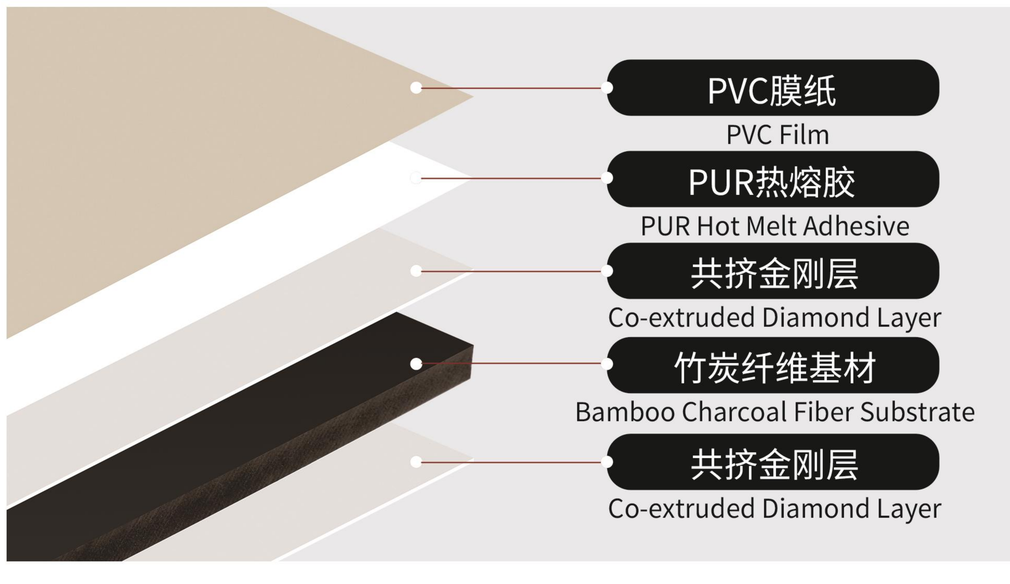

样品展示 / Sample display


FG01


FG02


FG03


FG04


FG05


FG06


FG07


FG08


FG09

FG10

* 产品颜色丰富，样品颜色只做部分展示，更多颜色请联系客户经理了解

* The product colors are rich, and only some of the sample colors are displayed
For more colors, please contact the account manager

PET金属系列 / PET Metal Series

产品名称 Product name	碳晶板·木纹 Carbon crystal panel·Wood grain
基材材质 Substrate material	竹炭纤维+共挤金刚层 Bamboo charcoal fiber co-extruded diamond layer
产品规格 Product specifications	8mm/5mm 8mm/5mm
产品尺寸 Product size	1220*2440/2600/2800/定制长度 1220*2440/2600/2800/Custom Length
产品颜色 Product color	PVC膜纸 PVC film paper
覆膜类型 Film type	冷胶/热胶 Cold glue/Hot glue



样品展示 / Sample display

PET-01

PET-02


PET-03

PET-04

PET-05

PET-06


PET-07

PET-08

PET-09


PET-10

* 产品颜色丰富，样品颜色只做部分展示，更多颜色请联系客户经理了解

* The product colors are rich, and only some of the sample colors are displayed
For more colors, please contact the account manager



镜面水波纹系列 / Mirror Surface Water Wave Series



产品名称 Product name	碳晶板·木纹 Carbon crystal panel·Wood grain
基材材质 Substrate material	竹炭纤维+共挤金刚层 Bamboo charcoal fiber co-extruded diamond layer
产品规格 Product specifications	8mm/5mm 8mm/5mm
产品尺寸 Product size	1220*2440/2600/2800/定制长度 1220*2440/2600/2800/Custom Length
产品颜色 Product color	PVC膜纸 PVC film paper
覆膜类型 Film type	冷胶/热胶 Cold glue/Hot glue

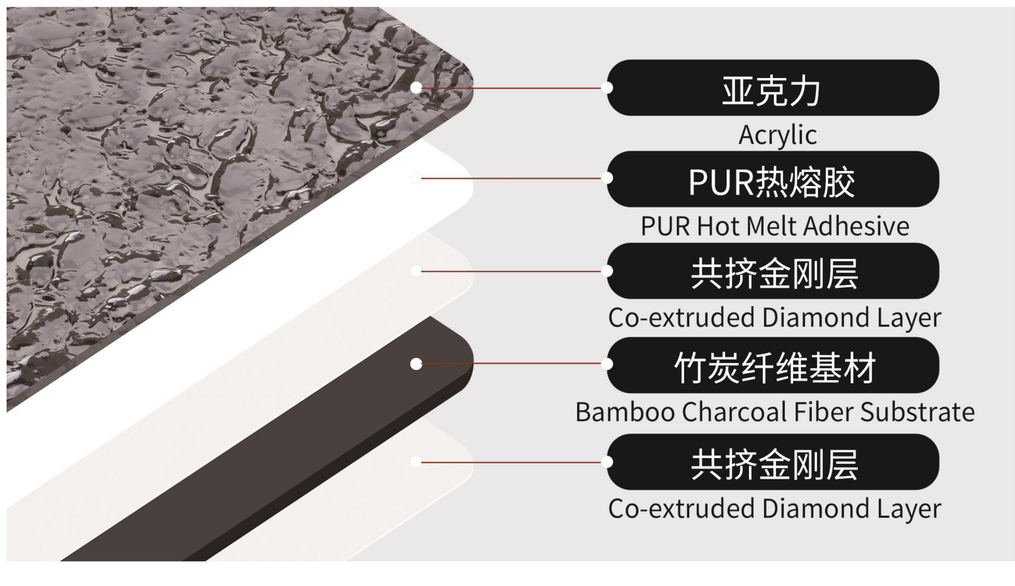

样品展示 / Sample display

JM01


JM02


JM03


JM04


JM05


JM06


JM07


JM08

BW01

BW02

* 产品颜色丰富，样品颜色只做部分展示，更多颜色请联系客户经理了解

* The product colors are rich, and only some of the sample colors are displayed
For more colors, please contact the account manager



产品特征 / Product Features

防火阻燃
Fireproof and flame retardant

环保无甲醛
Environmentally friendly and formaldehyde free

耐热/防水/防裂
Heat resistant/waterproof crack resistant

抗菌耐污
Antibacterial and stain resistant

安装简单
Simple installation

可塑性强
Plasticity

测试项目 Test project	单位 Unit	测试标准 Testing standards	数据值 Data value
厚度 Thickness	mm		5mm/8mm
防火等级 Fire rating	/	GB8624-2012	符合A级不燃 Compliant with Class A non-combustible
甲醛释放量(室内用) Formaldehyde emission (indoor use)	mg/L	GB/T17657-2013	未检出 Not detected
重金属含量(镉) Heavy metal content (cadmidm)	mg/kg	GB 18584-2001	未检出 Not detected
重金属含量(汞) Heavy metal content (mercury)	mg/kg	GB 18584-2001	未检出 Not detected
重金属含量(铅) Heavy metal content (lead)	mg/kg	GB 18584-2001	未检出 Not detected
尺寸稳定性 Dimensional stability	%	GB/T17657-1999	≤0.2%
吸水厚度膨胀率 Water absorption thickness expansion rate	%	GB/T17657-1999	4N表面无大于90%的连续划痕 No more than 90% continuous scratches on the 4N surface
板面握螺钉力 The force of the panel gripping screws	N	GB/T17657-1999	1120
含水率 Moisture content	%	GB/T17657-1999	0.6
TVOC(72h)	mg/m^3	GB/T29899-2013	0.002
抗冲击性能 Impact resistance performance	mm	GB/T 17657-2013	无裂纹 Crack-free
耐开裂性能 Crack resistance performance	级	GB/T 17657-2013	5级 Grade 5

碳晶板适用场景 / Scenarios suitable for carbon crystal panels





碳晶板使用展示 / Display of Carbon Crystal Plate Usage

板材直拼 / Splicing type of products



锁扣无缝 / Seamless lock buckle



平嵌缝 / Embedded seam



小V缝 / V shape

折角折弯 / Special effects

折弯 / bend

折角 / Fold right angle

注：部分膜纸类型不适用，详情请联系销售经理咨询
Note: Some types of membrane paper are not applicable, please contact the sales manager for details.

搭配金属线条使用 / Paired with metal lines for use

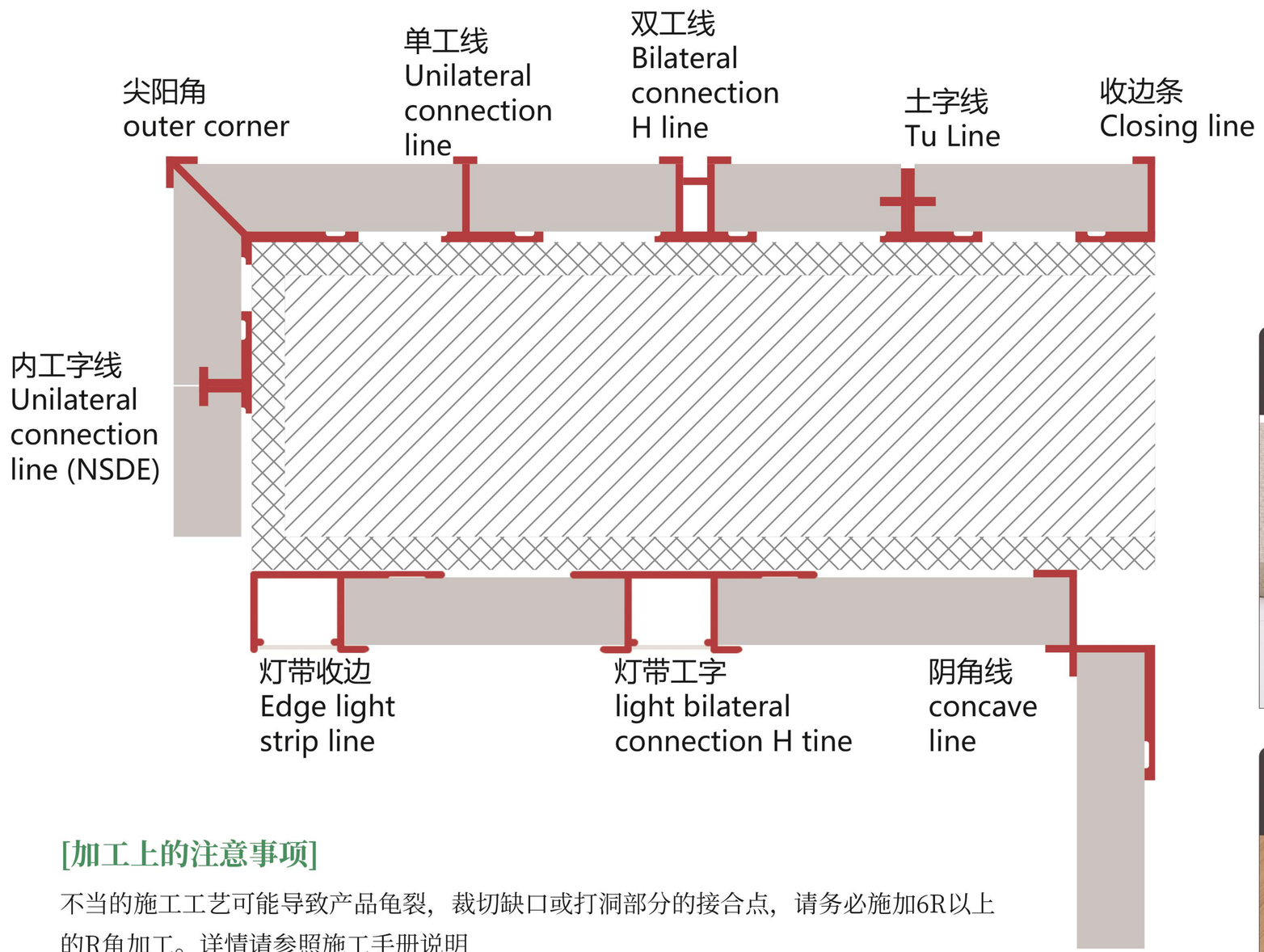

内工字线
Unilateral connection line (NSDE)

土字线
Tu Line



[加工上的注意事项]

不当的施工工艺可能导致产品龟裂，裁切缺口或打洞部分的接合点，请务必施加6R以上的R角加工。详情请参照施工手册说明

[Precautions for Processing]

Improper construction techniques may cause product cracking, cutting gaps, or drilling joints. Please be sure to apply an R-angle processing of 6R or higher. Please refer to the construction manual for details

单工线
Unilateral connection line



灯带工字
Light bilateral connection H line



灯带收边
Edge light strip line



收边条
Closing line



双工线
Bilateral connection H line



尖阳角
Outer corner



阴角线
Concave line



碳晶板安装步骤 / Installation steps for carbon crystal panels

1> 基础层处理 / Basic layer processing

现场墙面平整度，板材拼接分隔位置及收边方式确认。
A.板材建议粘贴于高密度硅酸钙板(推荐8MM以上，表面界面剂涂刷)瓷砖面、镁水泥板(推荐9MM以上)。
B.请勿直接粘贴于未整平处理的混凝土墙面或砂浆墙面。
C.将欲粘贴墙面清洁干净，确认墙面为完全干燥且无任何污染物与脏污。
D.基层板材安装牢固、表面平整(平整程度误差小于2MM)。
E.基层板材之间接缝平直、宽窄均匀，阴阳角接缝处理得当。(接缝高低偏差小于0.5MM，平直度小于2MM)。
F.大面积施工前需先在施工墙面上预布几点胶水，待胶水固化后查看其结合情况，情况良好方可大面积施工。

Confirm the flatness of the on-site wall, the position of the panel splicing separation, and the edge finishing method.
A. The board is recommended to be pasted on high-density calcium silicate board (recommended to be above 8MM, with surface interface agent coating), ceramic tile surface, and magnesium cement board (recommended to be above 9MM).
B. Please do not directly stick it to unpaved concrete walls or mortar walls.
C. Clean the wall to be pasted clean, confirm that the wall is completely dry and free of any pollutants or dirt.
D, The installation of the base board is firm and the surface is flat (with a flatness error of less than 2MM).
E, The joints between the base boards are straight, with uniform width and proper treatment of internal and external corner joints. (The height deviation of the joint is less than 0.5MM, and the flatness is less than 2MM)
F. Before large-scale construction, it is necessary to pre lay a few glue points on the construction wall. After the glue solidifies, check its bonding condition. Only when the condition is good can large-scale construction be carried out

2> 预排版 / Pre layout

安装时要将饰面层和基础安装层接口错开(以20OM-30OMM为宜)，接口处不得紧贴，必须预留3M缝隙，使用收纳铝合金边条时，也需要预留缝空隙。

During installation, the interface between the decorative layer and the foundation installation layer should be staggered (preferably between 200M-300mm), and the interface should not be tightly attached. A 3M gap must be reserved. When using aluminum alloy edge strips for storage, a gap should also be reserved.

3> 裁切 / Cutting

请使用夹板辅助切割，刀片转向务必从正面切入，至背面切出。(表面贴有保护膜)开孔。裁切请务必使用6R(12》以上的刀具自正面边角部分开孔后进行操作。

Please use a clamp to assist in cutting, and make sure to turn the blade from the front to the back for cutting. Open holes with protective film on the surface. Please make sure to use 6R (12) or above for cutting. Operate the tool after making holes in the front corner.

板中开孔顺序
Opening sequence in the board

1.使用钻孔机在四个角钻孔
2.使用手提切割机

1,Use a drilling machine to drill holes at the four corners
2,Use a handheld cutting machine

边缘裁切顺序
Edge cutting sequence

1.使用钻孔机在转角处钻一个孔
2.使用合适的推锯切割

1, Use a drilling machine to drill a hole at the corner
2, Use a suitable push saw to cut

刀具建议
Tool suggestions

A.推台锯刀员
B.开孔刀具、裁纸刀、手提切割机、电动修边机
C.锯片推荐使用合金钢锯片
D.锯片齿形为平齿，齿数为120齿

A. Pushing table saw operator
B. Hole cutting tool, paper cutting tool, handheld cutting machine, electric trimming machine
C. Recommended use of alloy steel saw blades for saw blades
D. The saw blade has a flat tooth profile and 120 teeth

注意：请务必穿戴适当的安全装备，如防尘面具、眼睛和听力保护装置以及手套。
Note: Be sure to wear appropriate safety equipment, such as a dust mask, eye and hearing protection, and gloves.

4> 激光找平 / Laser leveling

请使用激光校正仪，标注合适的位置，方便板材垂直上墙。
Please use a laser calibrator to mark the appropriate position for the board to be vertically mounted on the wall.

碳晶板安装步骤 / Installation steps for carbon crystal panels

5> 上粘合剂(结构胶) / With adhesive

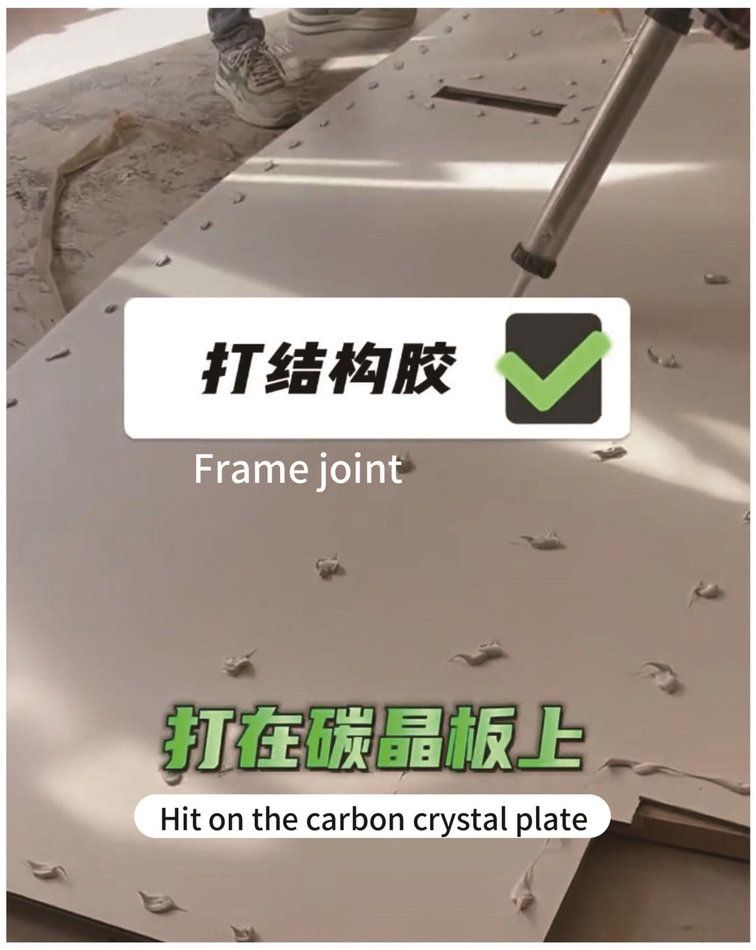

如图所示，使用专用胶在板材背后涂布，务必做到点状均匀涂布，可根据墙体实际情况，增加减少粘合剂用量。

As shown in the figure, apply the dedicated adhesive to the back of the panel, ensuring that it is applied evenly in dots. The amount of can be increased or decreased depending on the actual conditions of the wall.

6> 安装上墙 / Install on the wall

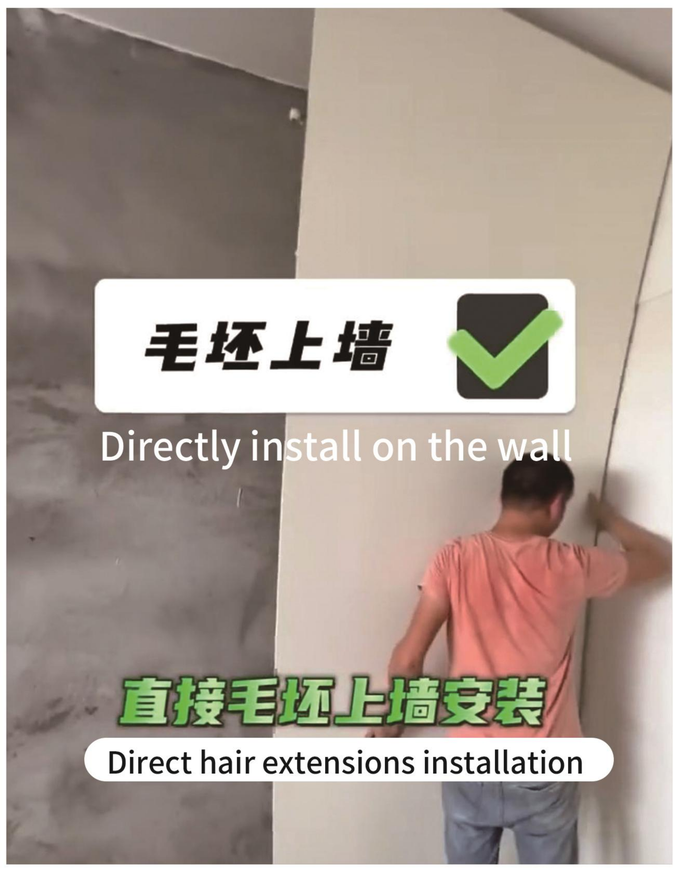

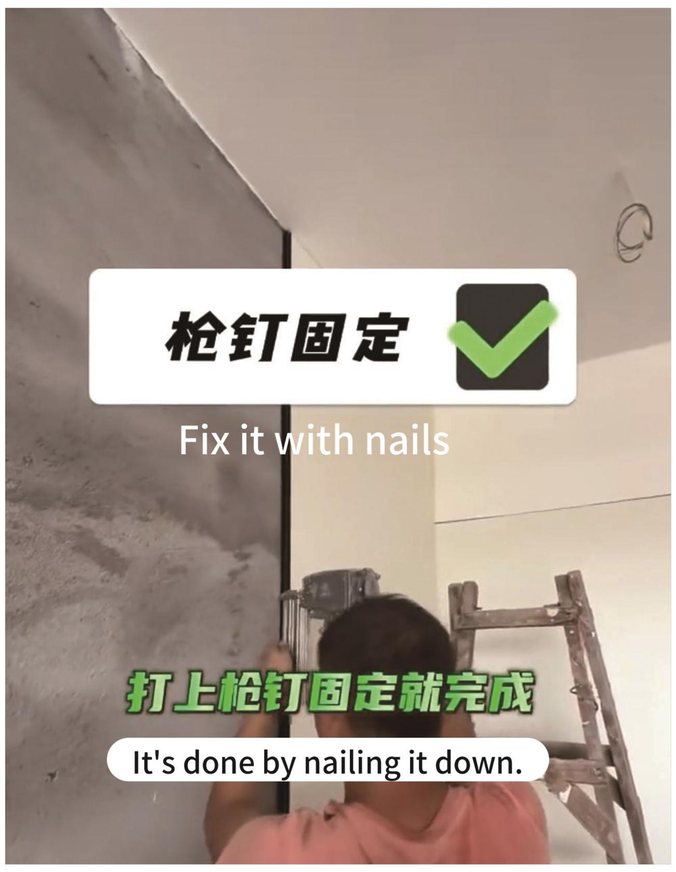

7> 清洁完成

施工完成后，请放置一天(24小时)以上，再将表面保护膜剔除。

After the construction is completed, please leave it for more than one day (24 hours) before removing the surface protective film.