

# ABOUT Peng Qian Conveyor Equipment

## Company Profile

Shanghai pengqian transmission equipment Co.,Ltd.,established in 2012,is located in Songjiang District, Shanghai.Since its establishment for more than ten years,the company has been focusing on the promotion and application of high-quality transmission and conveying products in various industries.To solve customers' transmission problems and improve customers'efficiency,adhering to the principle of quality first and customer first,we continue to increase investment in product quality control and new product development.


At present,the company's self-produced belt has been widely praised by customers in various industries.

High temperature resistant silicon tape meets the needs of customers in practical application.The company's agent brand,siglin,Germany,distributes Italian Qiao Yilong,American gates,German opt,Japanese Samsung,etc.

The company operates conveyor belt,rubber Triangle belt,various tooth shaped polyurethane rubber synchronous belt,synchronous belt pulley,rubber seamless belt,silicon tape,various models of chain plate and mesh chain,etc.It can also process guide strip,skirt,baffle,punching,etc.according to customer needs. The products are widely used in photovoltaic industry,electronic semiconductor industry,textile industry,wood industry,printing industry,food industry,logistics industry,packaging industry,glass manufacturing industry, tobacco industry,sanitary products industry,automatic robot,wire and cable and other fields.



# CONTENTS



01

**Web belt series**

02

**Chain plate series**

03

**Variable guide rail series**

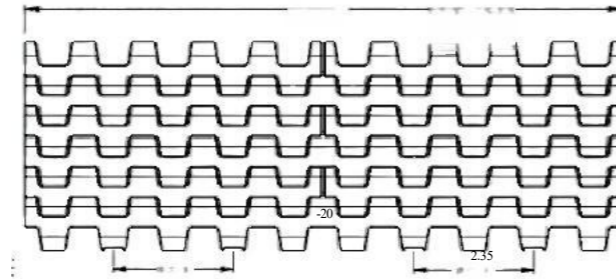

04

**Accessory series**

# Web belt series

- 01 Flatback chain
- 02 Long hole, round hole chain
- 03 Flat bend wire chain
- 04 Top width convex net chain
- 05 Wanxiang ball mesh chain

**PQ 0 5 2 3 flat plate net chain**



Wire mesh material	Dial material	service load	Network chain weight (kg/m <sup>2</sup> )	W standard width (mm)	
		Newton/metre (21°C)		Single chip width: 50/100	Combination and assembly: increase by 50
POM	PP	2000	5.1	Note: Nn is an integer multiple increment. Due to different material shrinkage rate, the actual width of the mesh belt is smaller by 0.1% to 0.3%. [Please contact us before customization to confirm]	
PEEK	PBT	2300			
Wire link pitch (mm)	Shaft diameter (mm)	Back bending radius (minimum value) mm	W nonstandard width		
5	2.3	R010	W=100+10*n (chain wheel position needs to be confirmed)		

**Optional standard width (MM)**

50	100	150	200	250	300	350	400	450	500	550	600
----	-----	-----	-----	-----	-----	-----	-----	-----	-----	-----	-----

**chain wheel**

specifications	number of teeth	aperture (mm)		D component mm	D top mm	shaping way
		fenestra	square hole			
0823-16T	16	8-12		25.63	26.5	machining
0823-20T	20	10-16		31.96	32.9	
0823-24T	24	15-20		38.31	39.2	
0823-32T	32	20-35		51.01	51.9	
0823-40T	40	20-40		63.73	64.6	

Special tooth number can be customized, shaft diameter can be square hole \ round hole. Machined material can be selected aluminum alloy/stainless steel.

**PQ 0 8 8 3 flat hole mesh chain**

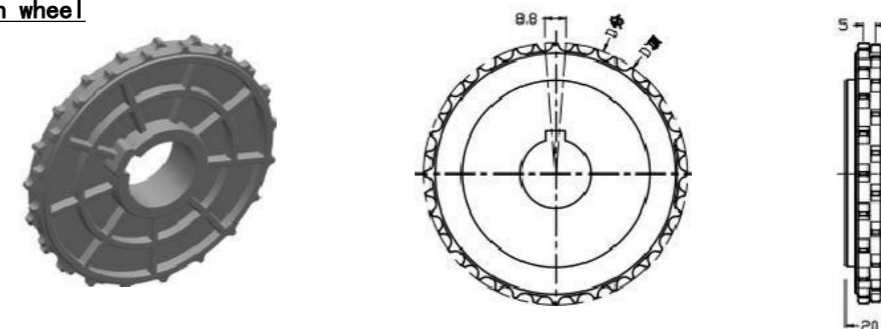


Wire mesh material	Die material	service load	Network link weight (kg/m <sup>2</sup> )	W standard width (mm)	
		Newton/metre (21°C)		Single chip width: 85/170	Combination and assembly: 85 points increase
POM	PBT	24000	7.5	Note: Due to different material shrinkage rate, the actual width of the mesh belt is smaller by 0.1% to 0.3%. [Please contact us before customization]	
Wire link pitch (mm)	Shaft diameter (mm)	Back bending radius (minimum value) mm	W non-standard width		
8.8	3.9	R06	not have		

**Optional standard width (MM)**

85	170	255	340	425	510	595	680	765	850	935	1020
1105	1190	1275	1360	1445	1530						

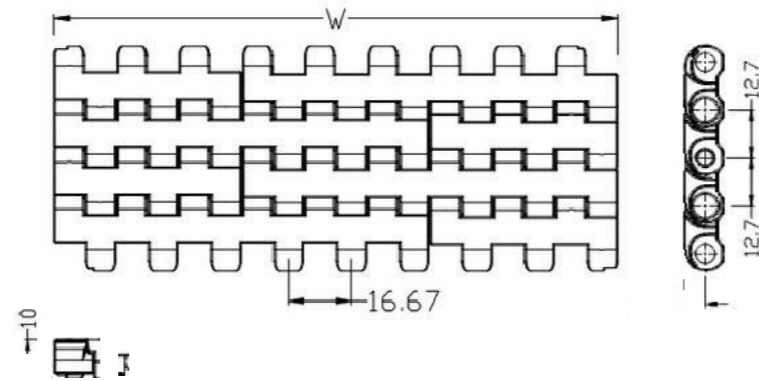

**Chain wheel**



specifications	number of teeth	aperture (mm)		D component mm	D top mm	shaping way
		fenestra	square hole			
0883-32T	32	20-40		90.2	89	machining
0883-40T	40	30		112.5	111.5	
0883-48T	48	25-60		134.8	134	produce plastic articles by injection molding
0883-64T	64	30-70		179.5	178.8	

Special tooth number can be customized, shaft diameter can be square hole \ round hole. The material of machining can be PA/PP. The material of injection molding can be PA/POM.

**PQ 1220 Flat panel network chain**

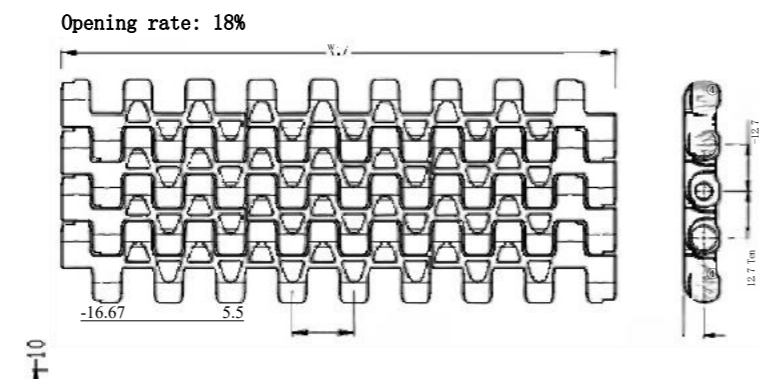



Wire mesh material	Dial material	service load Newton/metre (21°C)	Network chain weight (kg/m <sup>2</sup> )	W standard width (mm)			
				Single chip width			Combination and assembly
POM	PP	16000	8.7	50 (side panels)	100 (side panels)	150 (medium board)	W=50*N
	PBT	18000	8.8	Note: N,n is an integer multiple increment; W is the nominal width; due to different material shrinkage rates, the actual width of the mesh belt is smaller by 0.1% to 0.3%. [Please contact us before customization for confirmation]			
PP	PP	11000	5.8				
PE	PE	7000	6.2				
Wire link pitch (mm)	Shaft diameter (mm)	Back bending radius (minimum value) mm	W nonstandard width				
12.7	5	10	W=50*N+16.67*n				

**Optional standard width (MM)**

50	100	150	200	250	300	350	400	450	500	550	600
----	-----	-----	-----	-----	-----	-----	-----	-----	-----	-----	-----

**1230 grid link**

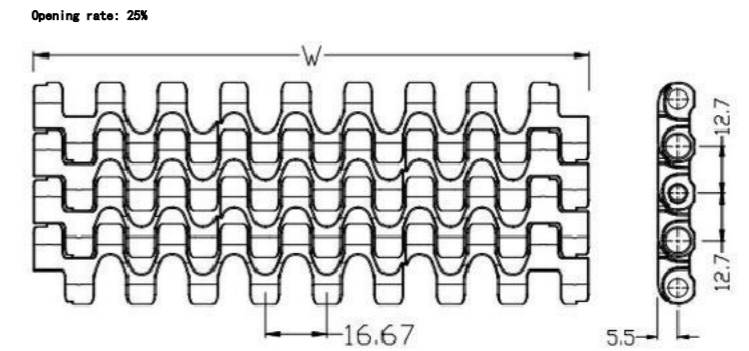


Wire mesh material	Die material	service load Newton/metre (21°C)	Network chain weight (kg/m <sup>2</sup> )	W standard width (mm)		
				Single chip width		Combination and assembly
POM	PP	16000	7.8	edge : 50,100,150		W=50*N
	PBT	18000	8.1	Note: N,n is an integer multiple increment; W is the nominal width; due to different material shrinkage rates, the actual width of the mesh belt is smaller by 0.1% to 0.3%. [Please contact us before customization for confirmation]		
PP	PP	11000	5.4			
PE	PE	7000	5.7			
Wire link pitch (mm)	Shaft diameter (mm)	Back bending radius (minimum value) mm	W nonstandard width			
12.7	5	10	W=50*N+16.67* n			

**Optional standard width (MM)**

50	100	150	200	250	300	350	400	450	500	550	600
----	-----	-----	-----	-----	-----	-----	-----	-----	-----	-----	-----

**PQ1233 flat grid chain**

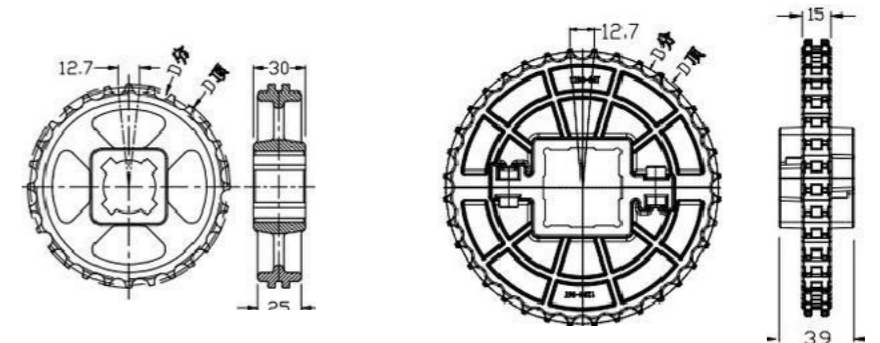


material quality	Dial material	service load Newton/metre (21°C)	Network chain weight (kg/m <sup>2</sup> )	W standard width (mm)			
				Single chip width			Combination and assembly
POM	PP	16000	7.2	50 (side panels)	100 (side panels)	150 (medium board)	W=50*N
	PBT	18000	7.3	Note: N,n is an integer multiple increment; W is the nominal width; due to different material shrinkage rates, the actual width of the mesh belt is 0.1% to 0.3% smaller. [Please contact us before customization]			
PP	PP	11000	5.2				
PE	PE	7000	5.4				
Wire link pitch (mm)	Shaft diameter (mm)	Back bending radius (minimum value) mm	W nonstandard width				
12.7	5	10	W=50*N+16.67*n				


**Optional standard width (MM)**

50	100	150	200	250	300	350	400	450	500	550	600
----	-----	-----	-----	-----	-----	-----	-----	-----	-----	-----	-----

**Chain wheel**



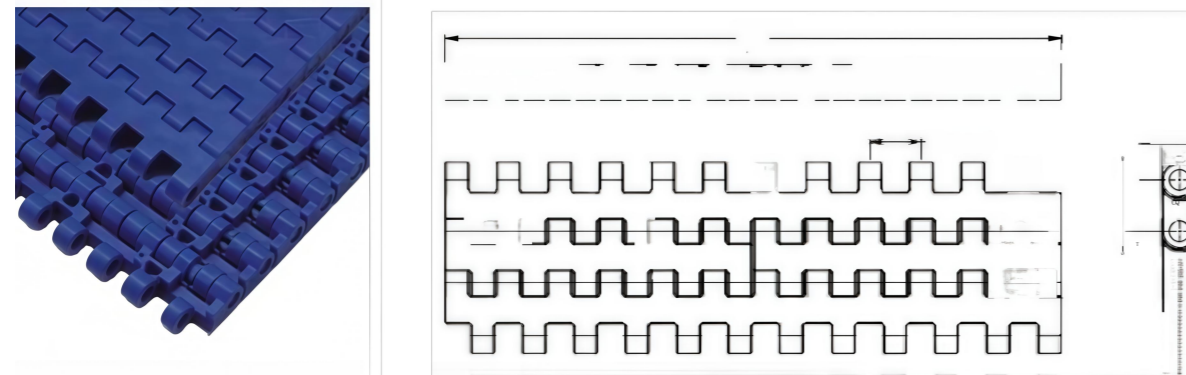
Machine processing thickness: 25 1230-36T separate



specifications	number of teeth	aperture (mm)		D component mm	D top mm	shaping way
		fenestra	square hole			
1230-28T	28	25		113.3	116.6	produce plastic articles by injection molding
		30				
1230-10T	10	15-20		41.1	44.3	machining
1230-15T	15	20-35		61.1	64.3	
1230-30T	30	25-60		121.5	124.5	
1230-36T	36		40	145.7	148.6	produce plastic articles by injection molding

Special tooth number can be customized, shaft diameter can be square hole \ round hole. The material of the injection molding wheel can be selected as POM/PP/PA, and the machining material can be selected as PA/PP.

**1270 tablet network chain**

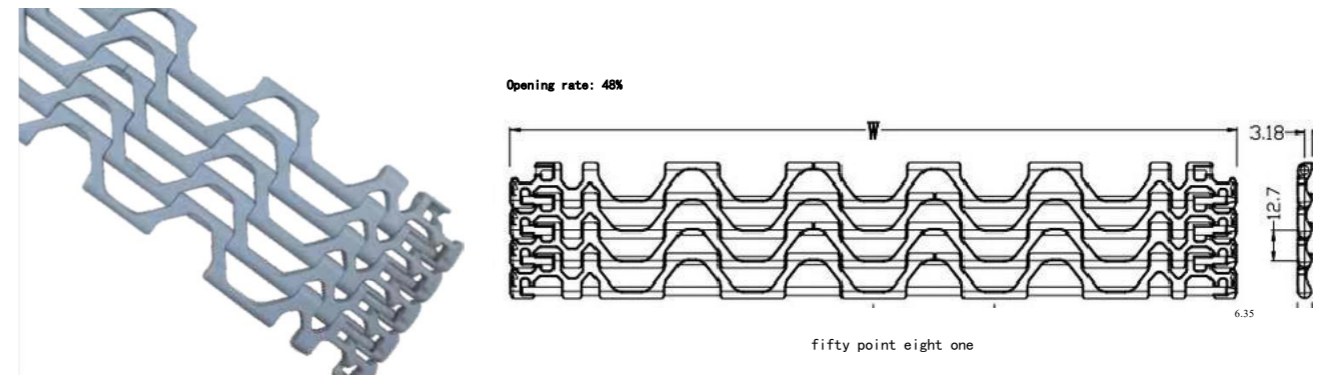


Wire mesh material	Die material	service load Newton/metre (21°C)	Network chain weight (kg/m <sup>2</sup> )	W standard width (mm)		
				Single chip width		Combination and assembly
POM	PP	17000	8.1	76.2	152.4	W=76.2*N
	PBT	19000	8.2	Note: N, n is an integer multiple increment; W is the nominal width; due to different material shrinkage rates, the actual width of the mesh belt is 0.1% to 0.3% smaller. [Please contact us before customization]		
PP	12000	6.0				
PE	PE	8000	5.9			
Wire link pitch (mm)	Shaft diameter (mm)	Back bending radius (minimum value) mm		Due to the limitation of sprocket position, it is recommended not to use non-standard width.		
12.7	5.0	20				

**Optional standard width (MM)**

76.2	152.4	228.6	304.8	381	457.2	533.4	609.6	685.8	762	838.2	914.4
990.6	1096.8	1143	1219.2	1295.4	1371.6						

**3548 grid link**

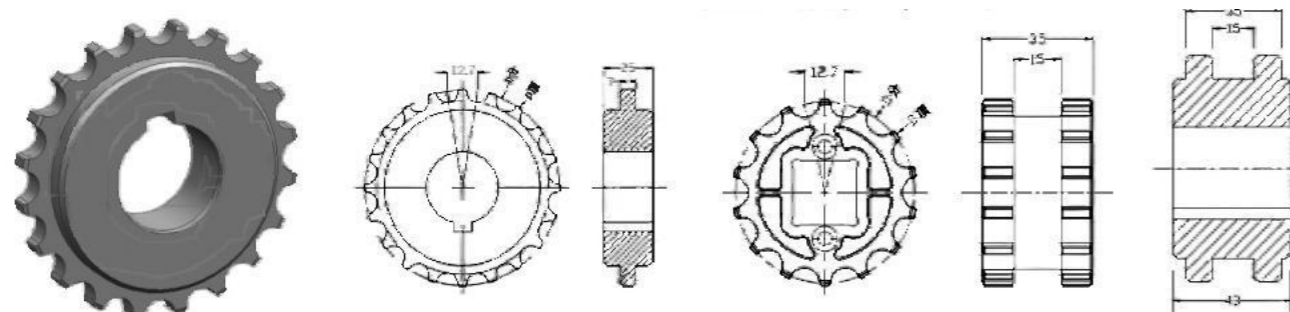


Wire mesh material	Die material	service load Newton/metre (21°C)	Network chain weight (kg/m <sup>2</sup> )	W standard width (mm)		
				Single chip width		Combination and assembly
POM	POM	3000	3.6	Left 127/177.8	Medium 101.6/203.2	Right 127/177.8
	PBT	3600	3.6	W=304.8 increment 101.6		
PP	PP	1900	2.2	Note: N, n is an integer multiple increment; W is the nominal width; due to different material shrinkage rates, the actual width of the mesh belt is smaller by 0.1% to 0.3%. [Please contact us before customization to confirm]		
Wire link pitch (mm)	Shaft diameter (mm)	Back bending radius (minimum value) mm		W nonstandard width		
12.7	3.5			W=152.4+50.8* n		

**Optional standard width (MM)**

1824	1625.6									838.2	914.4
304.8	406.4	508	609.6	711.2	812.8	914	1016	1117.6	1219.2	1320.8	1422.4

**chain wheel**



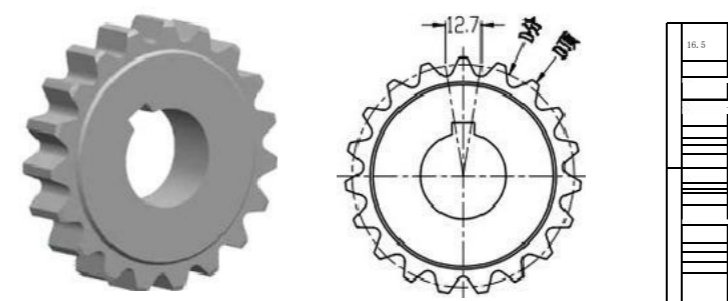
**7120 General injection molding 14 T machining**

specifications	number of teeth	aperture (mm)		D component mm	D top mm	shaping way
		fenestra	square hole			
1270-10T	10	10-18		41.1	41.5	machining
1270-14T	14		20	57.1	58	produce plastic articles by injection molding
1270-19T	19	20-40		78.5	79	
1270-20T	20	20-40		81.1	82	machining
1270-28T	28	25-60		115.4	116.2	
1270-38T	38	30-70		156.4	157.4	

Special tooth number can be customized, shaft diameter can be square hole \ round hole.  
The material of the injection molding wheel can be selected as POM/ PP/ PA, and the machining material can be selected as PA/ PP.



**chain wheel**

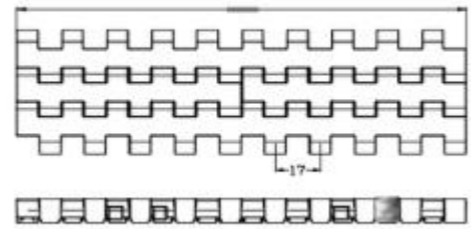


specifications	number of teeth	aperture (mm)		D component mm	D top mm	shaping way
		fenestra	square hole			
3548-12T	12	20-25		68	63	machining
3548-14T	14	20-30		58	61	
3548-17T	17	25-40		69	73	
3548-19T	19	30-50		79	82	
3548-24T	24	30-60		97	100	
3548-36T	36	40-70		145	150	

Special tooth number can be customized, shaft diameter can be square hole \ round hole.  
Chain wheel material can be PA/ PP/POM.

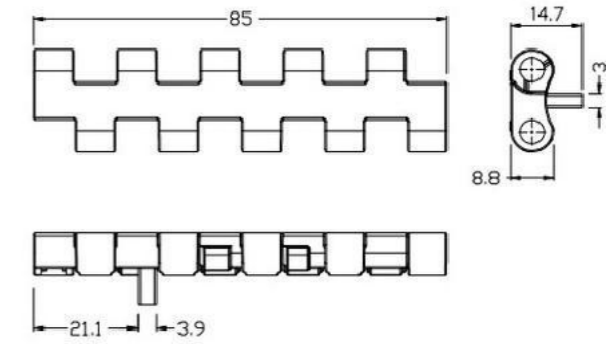


**2120 tablet network link**

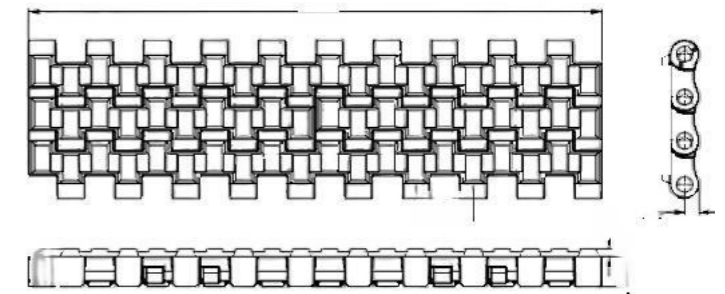


Wire mesh material	Dial material	service load Newton/metre (21°C)	Network chain weight (kg/m <sup>2</sup> )	W standard width (mm)			Combination and assembly				
				Single chip width							
POM	PP	20000	8.8	51 (fixed width)	85	170	W=85N				
	PBT	22000	9.0	Note: N.n is an integer multiple increment; W is the nominal width; due to different material shrinkage rates, the actual width of the mesh belt is 0.1% to 0.3% smaller. [Please contact us before customization.]							
PP	PP	17000	6.5								
Wire link pitch (mm)	Shaft diameter (mm)	Back bending radius (minimum value) mm	Due to the limitation of sprocket position, it is recommended not to use non-standard width.								
12.7	4.7	10									
<b>Optional standard width (MM)</b>											
85	170	255	340	425	510	595	680	765	850	935	1020
1105	1190	1275	1360	1445	1530						

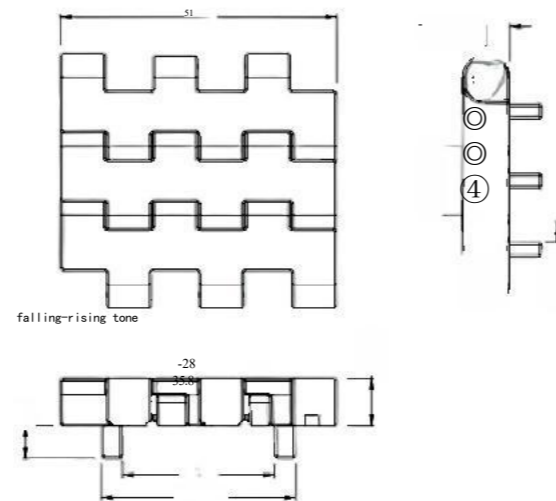
**2120 Net link limit foot**



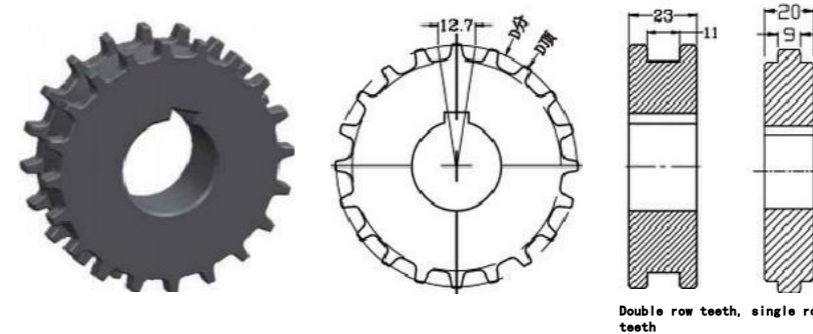
**2121 Anti-slip mesh chain**



**2120-W51 fixed width net chain belt limit foot**



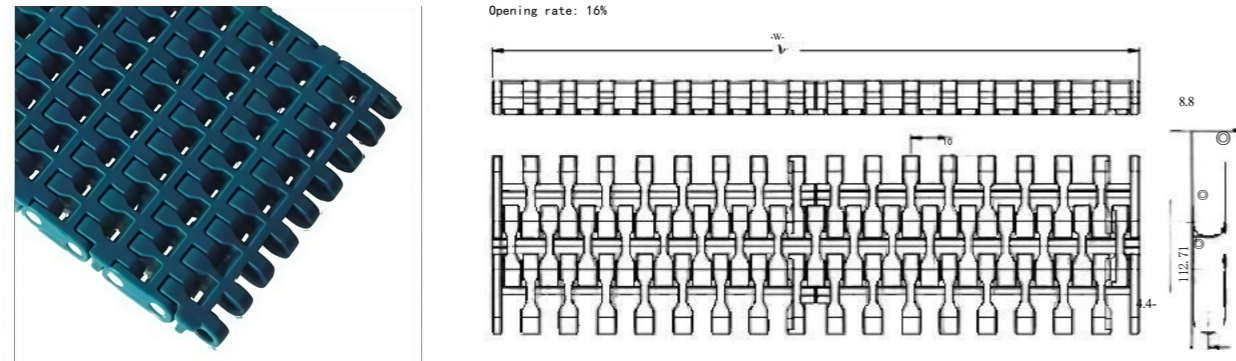
**chain wheel**



specifications	number of teeth	aperture (mm)		D component	D top	
		fenestra	square hole			
2120-14T	14	18-30		57.06	56.90	machining
2120-16T	16	18-30		65.10	65.20	
2120-20T	20	18-40		81.18	82.00	
2120-24T	24	20-40		97.20	99.30	
2120-28T	28	25-60		113.40	115.40	
2120-36T	36	25-60		145.70	147.70	

Special tooth number can be customized, shaft diameter can be square hole \ round hole  
The material of the injection molding wheel can be selected as POM/ PP/ PA, and the machining material can be selected as PA/ PF.

**PQ500 flat grid chain**

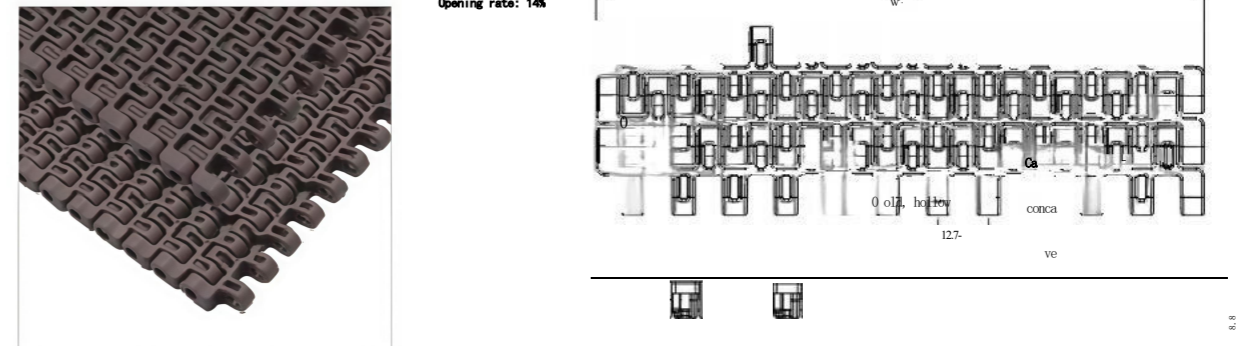


Wire mesh material	Die material	service load Newton/metre(21°C)	Network chain weight (kg/m2)	W standard width (mm)		
				Single chip width		Combination and assembly
POM	PP	13000	6.00	85	170	W=85*N
	PBT	14000	6.10	Note: N is an integer multiple increment; W is the nominal width; due to different material shrinkage rates, the actual width of the mesh belt is 0.1% to 0.3% smaller. [Please contact us before customization]		
PP	6500	5.30				
PE	PE	4500	4.20			
Wire link pitch (mm)	Shaft diameter (mm)	Back bending radius (minimum value) mm				
12.7	4.7	10				

**Optional standard width (MM)**

85	170	255	340	425	510	595	680	765	850	935	1020
1105	1190	1275	1360	1445	1530						

**PQ7120 grid network chain**

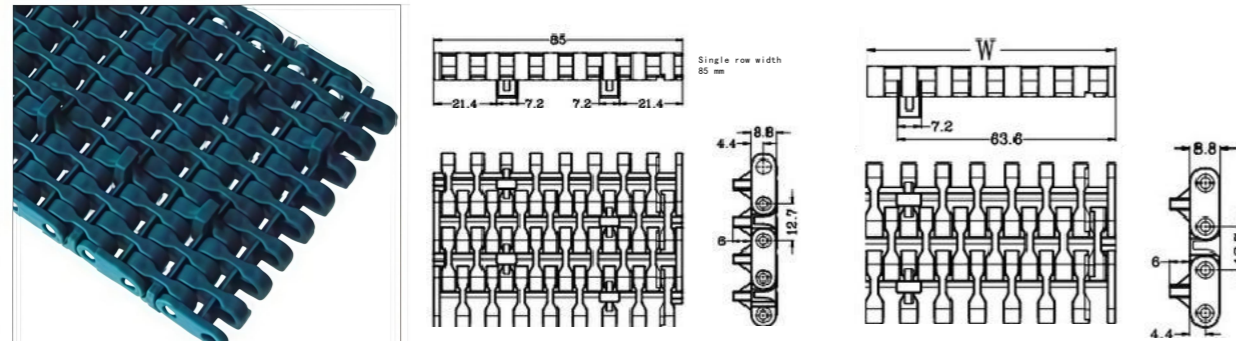


Wire mesh material	Die material	service load Newton/metre (21°C)	Network chain weight kg/m2	W standard width (mm)		
				Single chip width		Combination and assembly
POM	PP	15000	6.3	76.2	152.4	W=76.2*N
	PBT	17000	6.5	Note: N is increased in integer multiples; W is the nominal width, and the actual width of the mesh belt is 0.1% to 0.3% smaller due to different material shrinkage rates. [Please contact us before customization for confirmation]		
PP	7500	4.1				
PE	PE	4500	4.4			
Wire link pitch (mm)	Shaft diameter (mm)	Back bending radius (minimum value) mm				
12.7	4.9	20				Due to the limitation of sprocket position, it is recommended not to use non-standard width.


**Optional standard width (MM)**

76.2	152.4	228.6	304.8	381	457.2	533.4	609.6	685.8	762	838.2	914.4
990.6	1066.8	1143	1219.2	1295.4	1371.6						

**PQ500 chain with a steering foot**



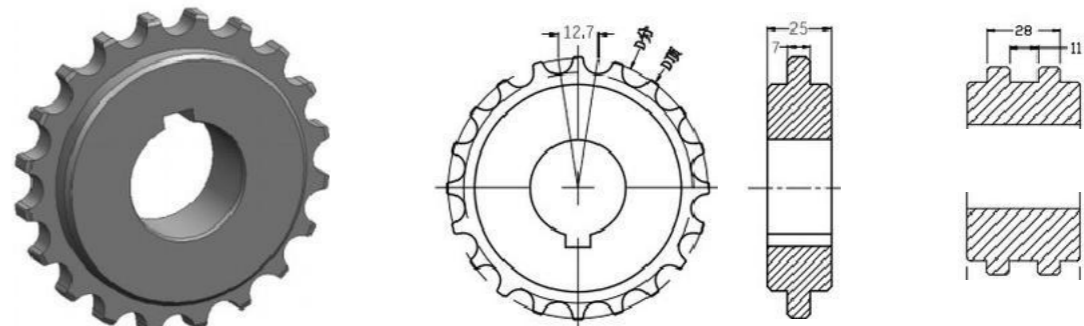
**chain wheel**



specifications	number of teeth	aperture (mm)		D component mm	D top mm	shaping way
		fenestra hole	square hole			
500-10T	10	10-18		41.1	41.5	machining
500-14T	14	15-25		57.07	58	
500-19T	19	20-40		77.16	79	
500-20T	20	20-40		81.18	82	
500-28T	28	30/40	40	113.43	116.2	
500-38T	38	30/40	40/60	153.79	157.4	produce plastic articles by injection molding

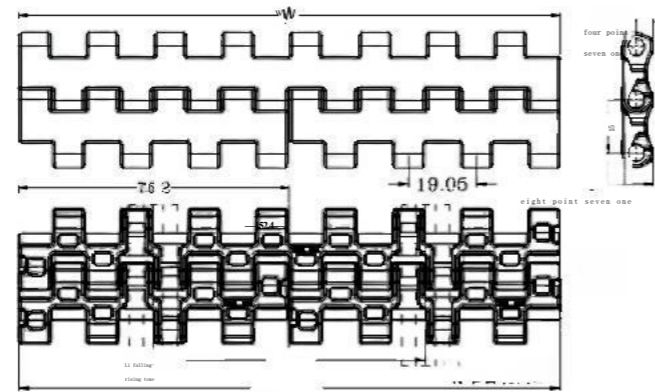

Special tooth number can be customized, shaft diameter can be square hole \ round hole. The material of the injection molding wheel can be selected as POM/ PP/ PA, and the machining material can be selected as PVC/ PP.

**chain wheel**



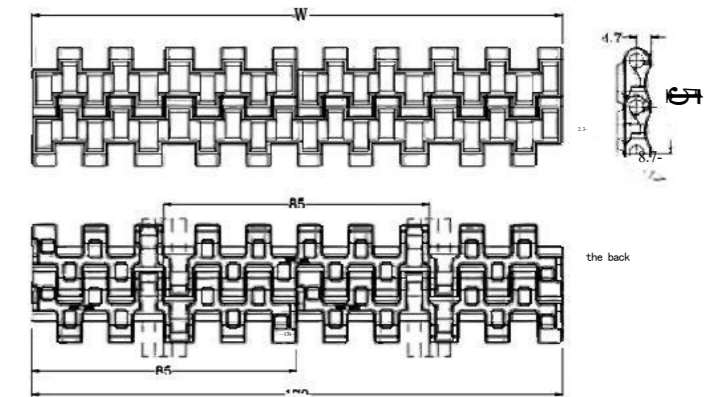
specifications	number of teeth	aperture (mm)		D component mm	D top mm	shaping way
		fenestra	square hole			
7120-10T	10	10-18		41.1	41.5	machining
7120-14T	14	15-25		57.07	58	
7120-19T	19	20-40		77.16	79	
7120-20T	20	20-40		81.18	82	
7120-28T	28	25-60		113.43	116.2	
7120-38T	38	30-70		153.79	157.4	

Special tooth number can be customized, shaft diameter can be square hole \ round hole. The material of the injection molding wheel can be selected as POM/PP/PA, and the machining material can be selected as PA/PP.

**P Q 1 5 0 5 flat plate net chain**


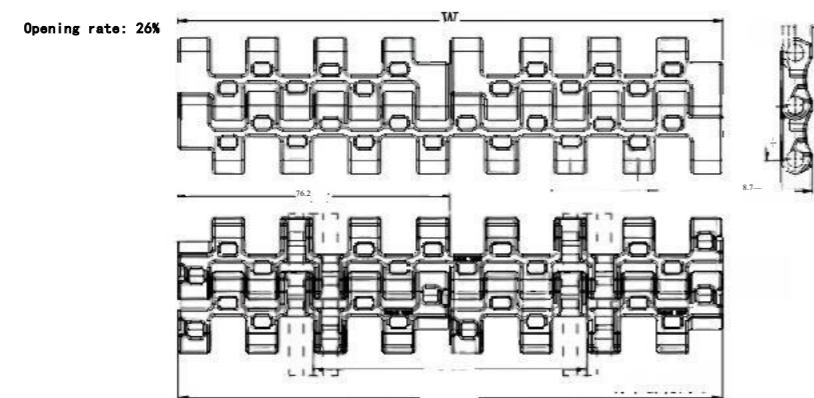
Wire mesh material	Die material	service load		Network chain weight	W standard width (mm)			
		Newton/metre (21°C)	(kg/m <sup>2</sup> )		Single chip width		Combination and assembly	
POM	PP	13200	6.80	76.2	152.4			W=76.2*N
	PBT	15000	6.90	Note: N.n is increased by integer multiples; W is the nominal width, and the actual width of the mesh belt is slightly smaller by 0.1% to 0.3% due to different material shrinkage rates. [Please contact us for confirmation before customization]				
PP	7300	5.10						
PE	PE	3200	5.30					
Wire link pitch (mm)	Shaft diameter (mm)	Back bending radius (minimum value) mm	Due to the limitation of sprocket position, it is recommended not to use non-standard width.					
15	4.7	16						

76.2	152.4	228.6	304.8	381	457.2	533.4	609.6	685.8	762	838.2	914.4
990.6	1066.8	1143	1219.2	1295.4	1371.6						

**PQ1505 metric plate anti-slip mesh chain**


Wire mesh material	Die material	service load		Network chain weight	W standard width (mm)			
		Newton/metre (21°C)	(kg/m <sup>2</sup> )		Single chip width		Combination and assembly	
POM	PP	13200	8.0	85	170			W=85*N
	PBT	15000	8.2	Note: N.n is an integer multiple increment; W is the nominal width, and the actual width of the mesh belt is 0.1% to 0.3% smaller due to different material shrinkage rates. [Please contact us before customization to confirm]				
PP	7300	6.4						
PE	PE							
Wire link pitch (mm)	Shaft diameter (mm)	Back bending radius (minimum value) mm	Due to the limitation of sprocket position, it is recommended not to use non-standard width.					
15	4.7	25						

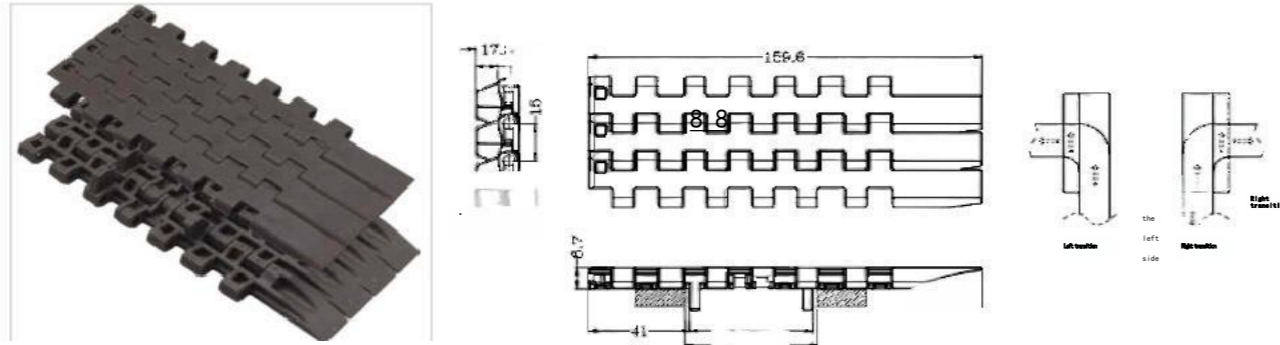
85	170	255	340	425	510	595	680	765	850	935	1020
1105	1190	1275	1360	1445	1530						

**P Q 1 5 0 6 grid link**


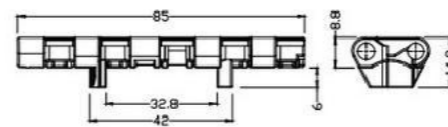
Wire mesh material	Die material	service load		Network chain weight	W standard width (mm)			
		Newton/metre (21°C)	(kg/m <sup>2</sup> )		Single chip width		Combination and assembly	
POM	PP	13200	6.40	76.2	152.4			W=76.2*N
	PBT	15000	6.50	Note: N.n is an integer multiple increment; W is the nominal width, and the actual width of the mesh belt is smaller by 0.1% to 0.3% due to different material shrinkage rates. [Please contact us for confirmation before customization]				
PP	7300	4.70						
PE	PE	3200	4.90					
Wire link pitch (mm)	Shaft diameter (mm)	Back bending radius (minimum value) mm	Due to the limitation of sprocket position, it is recommended not to use non-standard width.					
15	4.7	16						

76.2	152.4	228.6	304.8	381	457.2	533.4	609.6	685.8	762	838.2	914.4
990.6	1066.8	1143	1219.2	1295.4	1371.6						

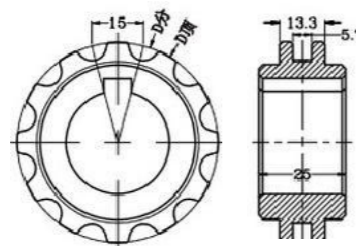
**PQ 1500 DTS dynamic transition system**



**PQ1505 metric plate and tape limit**



**chain wheel**



PQ 1500 Universal

specifications	number of teeth	aperture (mm)		D component mm	D top mm	shaping way
		fenestra	square hole			
500-12T	12	20-30		57.96	58.2	machining
1500-16T	16	20-35		77.1	77.7	
1500-24T	24	20-60		114.9	115.5	
1500-32T	32		40/60	153.4	154.8	Integrated injection molding
500-36T	36		75	172	174	Split injection molding

Special tooth number can be customized, shaft diameter can be square hole \ round hole.  
The material of the injection molding wheel can be selected as POM/PP/PA, and the machining material can be selected as PA/PP.




1500-32T (integrated)  
Thickness: 25



1500-36T (separate)  
Thickness: 40



**PQ 1101 flat plate net chain**

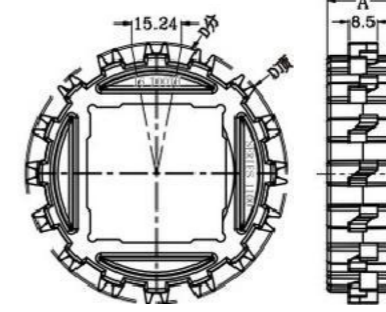


Wire mesh material	Dial material	service load Newton/metre (21°C)	Network chain weight (kg/m2)	W standard width (mm)			
				Single chip width			Combination and assembly
POM	PP	25000	6.35	edge 50.8	Middle plate 152.4 The fixed width is 80	edge 152.4	W=203.2 increment 152.4
	PE	22000	6.35	Note: Nn is an integer multiple increment; W is the nominal width; due to different material shrinkage rate, the actual width of the mesh belt is smaller by 0.1% to 0.3%. [Please contact us before customization]			
PP	12000	4.40					
PE	PE	10000	4.69				
Wire link pitch (mm)	Shaft diameter (mm)	Back bending radius (minimum value) mm		W nonstandard width			
15.24	4.6	25		W=76+25.4n			

**Optional standard width (MM)**

101.6	152.4	228.6	304.8	381	457.2	533.4	609.6	685.8	762	838.2	914.4
990.6	1066.8	1143	1219.2	1295.4	1371.6	1447.8	1524	1600.2	1676.4	1752.6	1828.8
1905	1981.2	2057.4	2133.6	2209.8	2286	2362.2	2438.4				

**chain wheel**



specifications	number of teeth	aperture (mm)		D component mm	D top mm	A mm	shaping way
		fenestra	square hole				
1100-16T	16	25/30	40	78.12	79.4	22	produce plastic articles by injection molding
1100-24T	24	40	40	116.76	118	25	
1100-32T	32	25/30	8%66	155.48	156.5	22	

Special tooth number can be customized, shaft diameter can be square hole \ round hole.  
The material of the injection molding wheel can be selected as POM/ PP/ PA.

**PQ 1102 grid link**



Wire mesh material	Dial material	service load Newton/metre (21°C)	Network chain weight (kg/m <sup>2</sup> )	W standard width (mm)			
				Single chip width		Combination and assembly	
POM	PP	25000	5.75	edge 50.8	152.4	edge 101.6	W=152.4 increment 152.4
	PE	22000	6.75	Note: N.n is an integer multiple increment; W is the nominal width, and the actual width of the mesh belt is 0.1% to 0.3% smaller due to different material shrinkage rates. [Please contact us before customization]			
PP	PP	12000	3.98				
PE	PE	10000	4.2				
Wire link pitch (mm)	Shaft diameter (mm)	Back bending radius (minimum value) mm	W is not a standard width				
15.24	4.6	25	W=152.4±0.4mm				

**1102L optional standard width (MM)**

76.2	152.4	228.6	304.8	381	457.2	533.4	609.6	685.8	762	838.2	914.4
<b>990.6</b>	<b>1066.8</b>	<b>1143</b>	1219.2	1295.4	1371.6	1447.8	1524	1600.2	1676.4	1752.6	1828.8
1905	1981.2	2057.4	2133.6	2209.8	2286	2362.2	2438.4				

**E1102 L+R flat grid optional standard width (MM)**

165.1	215.9	317.5	368.3	419.1	469.9	622.3	774.7	901.7	927.1	1079.5	1231.9
1384.3	1536.7	1689.1	1841.5	1993.9	2146.3	2298.7	2425.7	2501.9			

**PQ 1103 round hole mesh chain**


Wire mesh material	Dial material	service load Newton/metre (21°C)	Network chain weight (kg/m <sup>2</sup> )	W standard width (mm)		
				Single chip width		Combination and assembly
POM	PP	25000	6.1	edge : 50.8/152.4	Chinese: 152.4	W=203.2±152.4mm
	PBT	25000	6.6	Note: N.n is an integer multiple increment; W is the nominal width; due to different material shrinkage rate, the actual width of the mesh belt is smaller by 0.1% to 0.3%. [Contact us before customization to confirm]		
PP	PP	12000	4.2			
Wire link pitch (mm)	Shaft diameter (mm)	Back bending radius (minimum value) mm	W nonstandard width			
15.24	4.6	25	W=101.6±25.4mm			

**Optional standard width (MM)**

101.6	152.4	228.6	304.8	381	457.2	533.4	609.6	685.8	762	838.2	914.4
990.6	1066.8	1143	1219.2	1295.4	1371.6	1447.8	1524	1600.2	1676.4	1752.6	1828.8
1905	1981.2	2057.4	2133.6	2209.8	2286	2362.2	2438.4				

**PQ 1104 flat grid with screen chain**

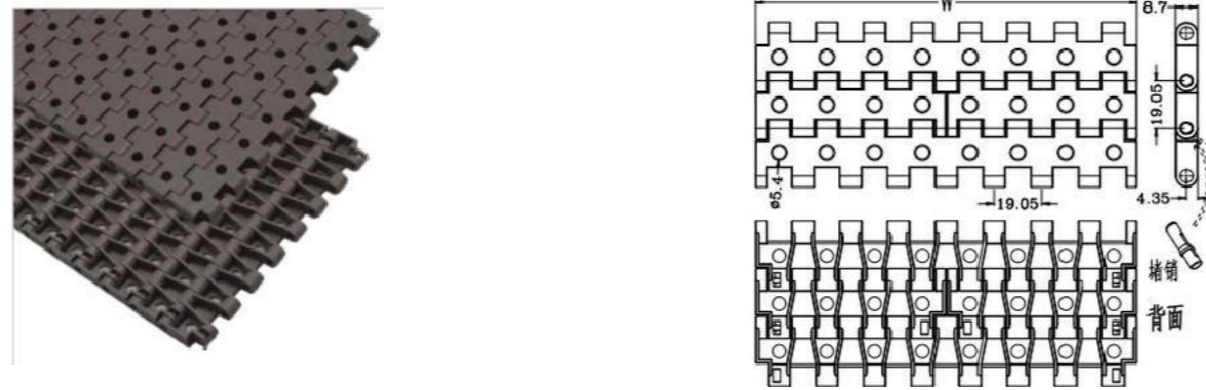

Wire mesh material	Dial material	service load Newton/metre (21°C)	Network chain weight (kg/m <sup>2</sup> )	W standard width (mm)			
				Single chip width		Combination and assembly	
POM	PP	20000	6.15	edge 50.8	152.4	edge 101.6	W=152.4mm
	PE	22000	6.15	Note: N.n is an integer multiple increment; W is the nominal width; due to different material shrinkage rate, the actual width tolerance is 0.2%. [Please contact us before customization]			
PP	PP	12000	3.35				
PE	PE	10000	4.35				
Wire link pitch (mm)	Shaft diameter (mm)	Back bending radius (minimum value) mm	W is not the standard width				
15.24	4.6	25	W=152.4±0.4mm				

**Optional standard width (MM)**


76.2	152.4	228.6	304.8	381	457.2	533.4	609.6	685.8	762	838.2	914.4
990.6	1066.8	1143	1219.2	1295.4	1371.6	1447.8	1524	1600.2	1676.4	1752.6	1828.8
1905	1981.2	2057.4	2133.6	2209.8	2286	2362.2	2438.4				

**PQ 1100 flat grid dynamic transition plate**



Wire mesh material	Dial material	service load Newton (21°C)	Network chain weight (kg/m)	W standard width (mm)	
				Single chip width	Combination and assembly
POM	PP	1800	0.95	152	Note: It is designed to be a smooth and automatic right-angle transmission on the pickup conveyor belt, eliminating the dead zone inside the guide rod, so that the goods will not be stranded and can be continuously moved.
	PBT	1800	0.97		
PBT	PBT	1100	0.97		
Wire link pitch (mm)	Shaft diameter (mm)	Back bending radius (minimum value) mm	W nonstandard width		
15.24	4.6	25			

**PQ 5934 round hole mesh chain**


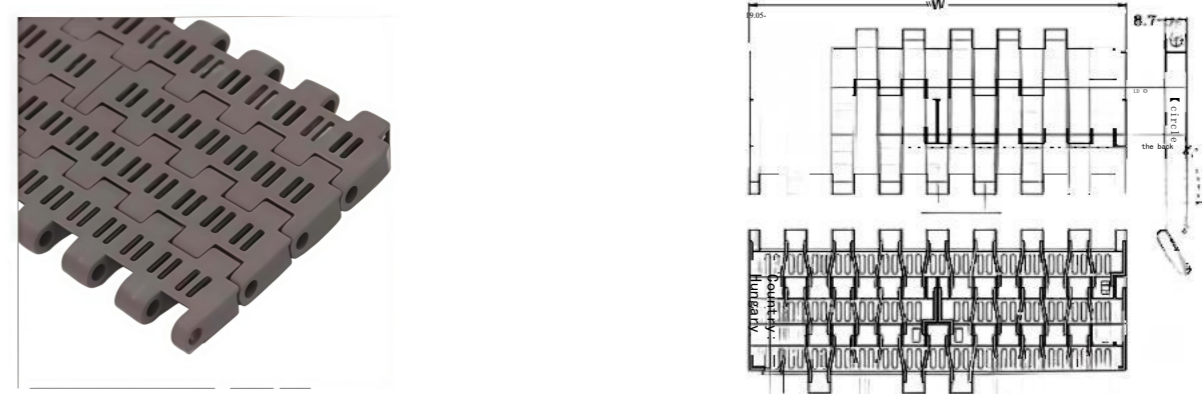
Wire mesh material	Die material	service load Newton/metre (21°C)	Network chain weight (kg/m <sup>2</sup> )	W standard width (mm)							
				Single chip width		Combination and assembly					
POM	PP	13000	6.35	76.2	152.4	W=76.2N					
	PBT	14000	6.45	Note: N is an integer multiple increment; W is the nominal width, due to different material shrinkage rate, the actual width of the mesh belt is smaller by 0.1% to 0.3%. [Please contact us before customization to confirm]							
PP	PP	7000	4.95								
Wire link pitch (mm)	Shaft diameter (mm)	Back bending radius (minimum value) mm		W nonstandard width							
19.05	4.8	25		W=76.2N+19.05n							
Optional standard width (MM)											
76.2	152.4	228.6	304.8	381	457.2	533.4	609.6	685.8	762	838.2	914.4
990.6	1066.8	1143	1219.2	1295.4	1371.6						

**PQ 5935 flat plate mesh chain**


Wire mesh material	Die material	service load Newton/metre (21°C)	Network chain weight (kg/m <sup>2</sup> )	W standard width (mm)							
				Single chip width		Combination and assembly					
POM	PP	13000	6.72	76.2	152.4	W=76.2N					
	PBT	14000	6.82	Note: N is an integer multiple increment; W is the nominal width, and the actual width of the mesh belt is smaller by 0.1% to 0.3% due to different material shrinkage rates. [Please contact us for confirmation before customization]							
PP	PP	7000	5.3								
Wire link pitch (mm)	Shaft diameter (mm)	Back bending radius (minimum value) mm		W nonstandard width							
19.05	4.8	25		W=76.2N+19.05n							
Optional standard width (MM)											
76.2	152.4	228.6	304.8	381	457.2	533.4	609.6	685.8	762	838.2	914.4
990.6	1066.8	1143	1219.2	1295.4	1371.6						


**PQ5935-3 Flat/round hole chain**


Wire mesh material	Die material	service load Newton/metre (21°C)	Network chain weight (kg/m <sup>2</sup> )	W standard width (mm)							
				Single chip width		Combination and assembly					
POM	PP	13000	6.72	Left and right 76.2	152.4	Left and right 152.4	W=228.6 increment 1 52.4				
	PBT	14000	6.82	Note: N is an integer multiple increment; W is the nominal width, and the actual width of the mesh belt is 0.1% to 0.3% smaller due to different material shrinkage rates. [Please contact us before customization for confirmation]							
PP	PP	7000	5.3								
Wire link pitch (mm)	Shaft diameter (mm)	Back bending radius (minimum value) mm		W nonstandard width							
19.05	4.8	25		W=152.4+19.05n							
Optional standard width (MM)											
228.6	304.8	381	457.2	533.4	609.6	685.8	762	838.2	914.4	990.6	1066.8
1143	1219.2	1295.4	1371.6	1447.8	1524						

**PQ 5936 long hole network chain**


Wire mesh material	Die material	service load Newton/metre (21°C)	Network chain weight (kg/m <sup>2</sup> )	W standard width (mm)							
				Single chip width		Combination and assembly					
POM	PP	13000	5.90	76.2	152.4	W=76.2N					
	PBT	14000	6.00	Note: N is an integer multiple increment; W is the nominal width, and the actual width of the mesh belt is 0.1% to 0.3% smaller due to different material shrinkage rates. [Please contact us before customization for confirmation]							
PP	PP	7000	4.50								
Wire link pitch (mm)	Shaft diameter (mm)	Back bending radius (minimum value) mm		W nonstandard width							
19.05	4.8	25		W=76.2N+19.05n							
Optional standard width (MM)											
76.2	152.4	228.6	304.8	381	457.2	533.4	609.6	685.8	762	838.2	914.4
990.6	1066.8	1143	1219.2	1295.4	1371.6						

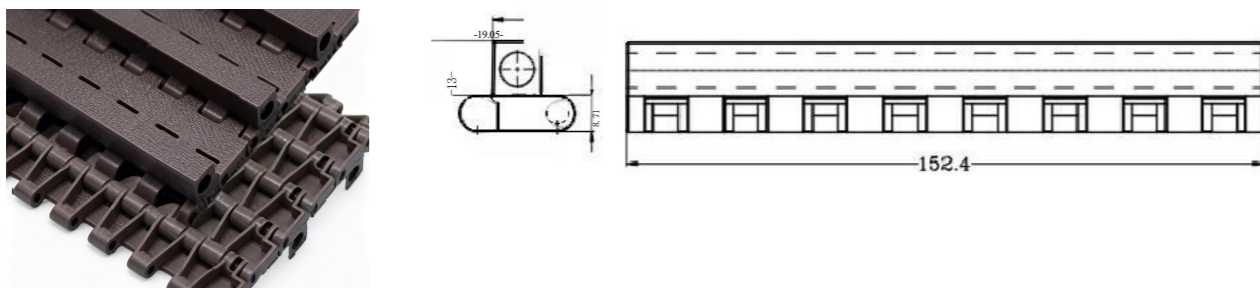
**PQ5936-W228 high temperature resistant small hole net chain**



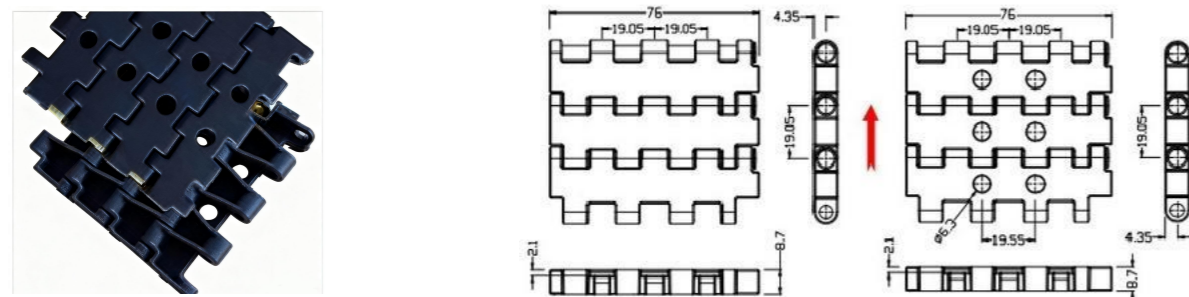
Applicable for microwave heating and conveying

Wire mesh material	Die material	service load Newton/metre (21°C)	Network chain weight (kg/m <sup>2</sup> )	W standard width (mm)	
				Single chip width	Combination and assembly
PEI+GF40	PEI+GF40	35000	7.5	228	
Note: Nn is an integer multiple increment; W is the nominal width; due to different material shrinkage rate, the actual width of the mesh belt is smaller by 0.1% to 0.3%. [Please contact us before customization]					
Wire link pitch (mm)	Shaft diameter (mm)	Back bending radius (minimum value) mm	W nonstandard width		
19.05	4.1	25	W=76+19*Nn		

**PQ5930 series reinforced baffle**

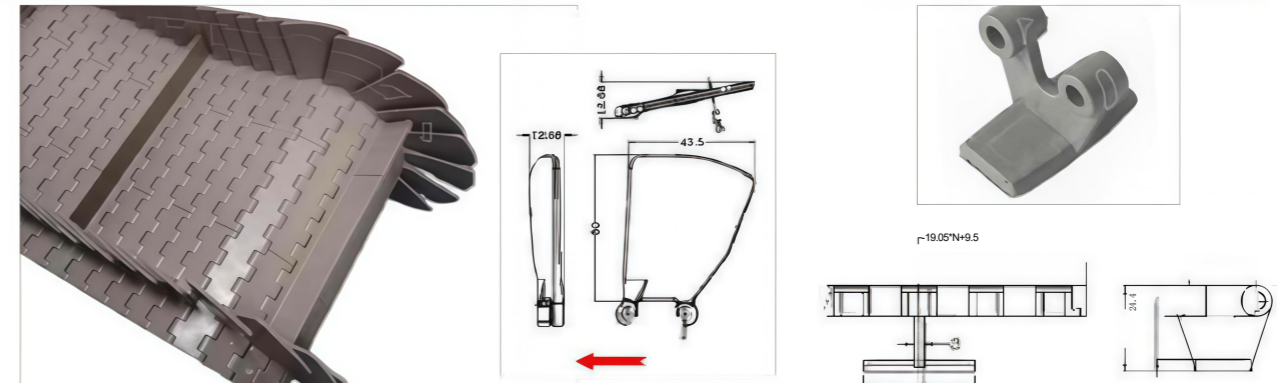


**PQ 5 9 3 0 fixed broadband network**

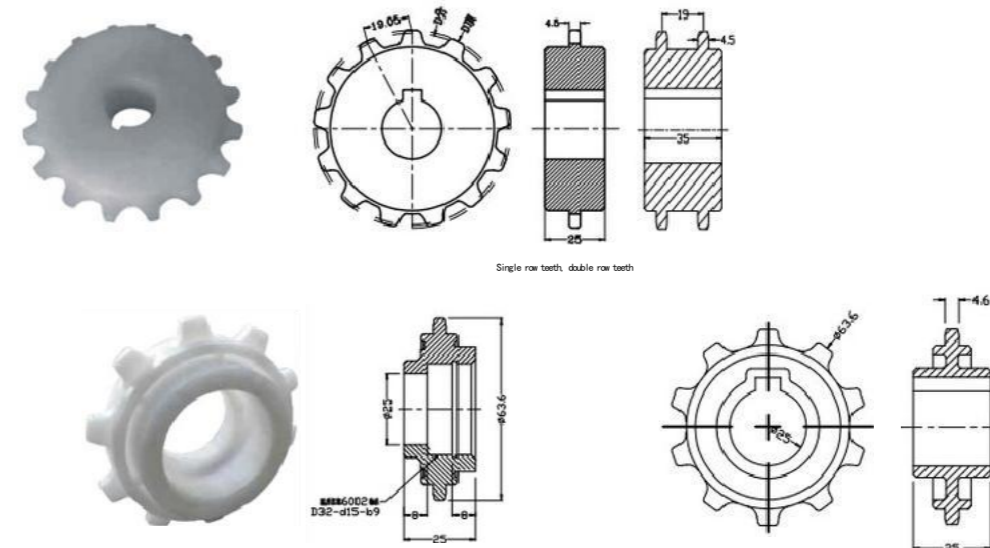


Wire mesh material	Die material	service load Newton/metre (21°C)	Network chain weight (kg/m <sup>2</sup> )	W standard width (mm)	
				Single chip width	
POM	PP	13000	0.55	76.2	
		14000	0.60		
PP	PPBT	7000	0.35		
Wire link pitch (mm)	Diameter of pin (mm)	Back bending radius (minimum value) mm	Note: N.n is an integer multiple increment; W is the nominal width; due to different material shrinkage rate, the actual width tolerance is 0.2%. [Please contact us before customization]		
19.05	4.8	25			

**PQ5930 series skirt (side baffle)**



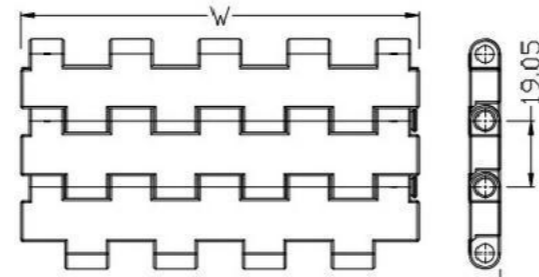

**chain wheel**



specifications	number of teeth	aperture (mm)		D component mm□	D top mm	shaping way
		fenestra	square hole			
5930-10T	10	25		61.65	63.5	produce plastic articles by injection moulding
5930-13T	13	20-30		79.6	82	machining
5930-18T	18	25-50		109.7	12.5	
5930-20T	20	25-60		121.8	124.2	
5930-24T	24	30-65		145.95	149.2	
5930-31T	31	30-70		188.3	193.3	

Special tooth number can be customized, shaft diameter can be square hole \ round hole. The material of the injection molding wheel can be selected as POM/PP/PA, and the machining material can be selected as PA/PP.


**PQ 5940 fixed width flat plate chain**



Wire mesh material	Network chain model	Network link width	service load	Network chain weight	Chain pitch (mm)	Shaft diameter (mm)	Die material	Back bending radius
		W (mm)	Newton	(kg/m)				Minimum value (mm)
POM	5940-W40	40	520	0.26	19.05	4.8	PP	15
	5940-W50	50	650	0.35				
	5940-W100	100	1300	0.64				
	5940-W114	114	1500	0.74				
	5940-W130	130	1700	0.83				
5940-W170	170	2200	1.12					
PP	5940-W40	40	280	0.23				
	5940-W50	50	350	0.18				
	5940-W100	100	700	0.45				
	5940-W114	114	800	0.48				
	5940-W130	130	900	0.59				
5940-W170	170	1200	0.78					

Note: W is the nominal width, ; due to different material shrinkage rate, the actual width of the mesh belt is smaller by 0.1% to 0.3%. [Please contact us before customization]  
This series is mainly applicable to the pharmaceutical industry.

**PQ 8505 flat plate net chain**




Wire mesh material	Die material	service load	Network chain weight (kg/m <sup>2</sup> )	W standard width (mm)			
		Newton/metre (21°C)		Single chip width		Combination and assembly	
POM	PP	29000	8.90	Left and right 76	303.4	Left and right 152	W=228 increment 152
	PBT	30000	9.00	Note: Nn is an integer multiple increment; W is the nominal width; due to different material shrinkage rate, the actual width of the mesh belt is smaller by 0.1% to 0.3%. [Please contact us before customization to confirm]			
PP	PP	16000	6.00				
Wire link pitch (mm)	Shaft diameter (mm)	Back bending radius (minimum value) mm	W nonstandard width				
19.05	4.7	25	W=152*N+8.42*π				

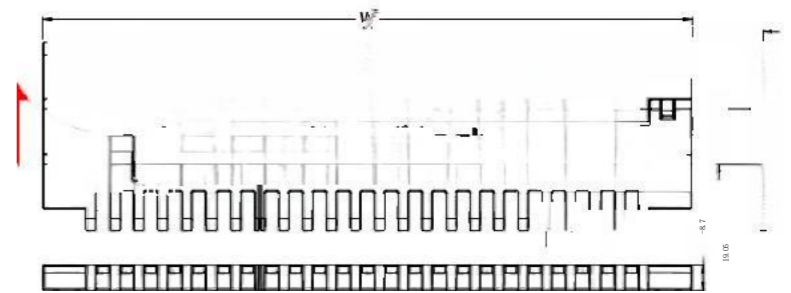
**Optional standard width (MM)**

228.6	304.8	381	457.2	533.4	609.6	685.8	762	838.2	914.4	990.6	1066.8
1143	1219.4	1371.6	144.7	1524	1600.2	1676.4	1752.6	1828.2	1905	1981.2	

**PQ 8 5 0 6 flat grid chain**



Opening rate: 22%

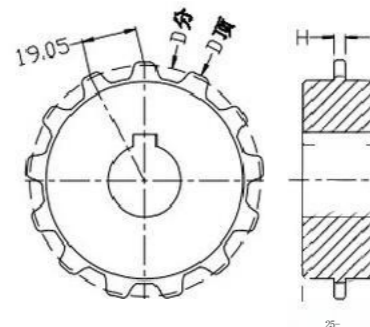


Wire mesh material	Die material	service load	Network chain weight (kg/m <sup>2</sup> )	W standard width (mm)			
		Newton/metre (21°C)		Single chip width		Combination and assembly	
POM	PP	29000	7.13	Left and right 76	303.4	Left and right 152	W=228 increment 152
	PBT	30000	7.23	Note: N.n is an integer multiple increment; W is the nominal width, and the actual width of the mesh belt is 0.1% to 0.3% smaller due to different material shrinkage rates. [Please contact us for confirmation before customization]			
PP	PP	16000	4.60				
Wire link pitch (mm)	Shaft diameter (mm)	Back bending radius (minimum value) mm	W nonstandard width				
19.05	4.7	25	W=152*N+8.42*π				

**Optional standard width (MM)**

228.6	304.8	381	<b>457.2</b>	533.4	609.6	685.8	762	838.2	914.4	990.6	1066.8
1143	1219.2	1295.4	<b>1371.6</b>	1447.8	1524	1600.2	1676.4	1752.6	1828.8	1905	1981.2

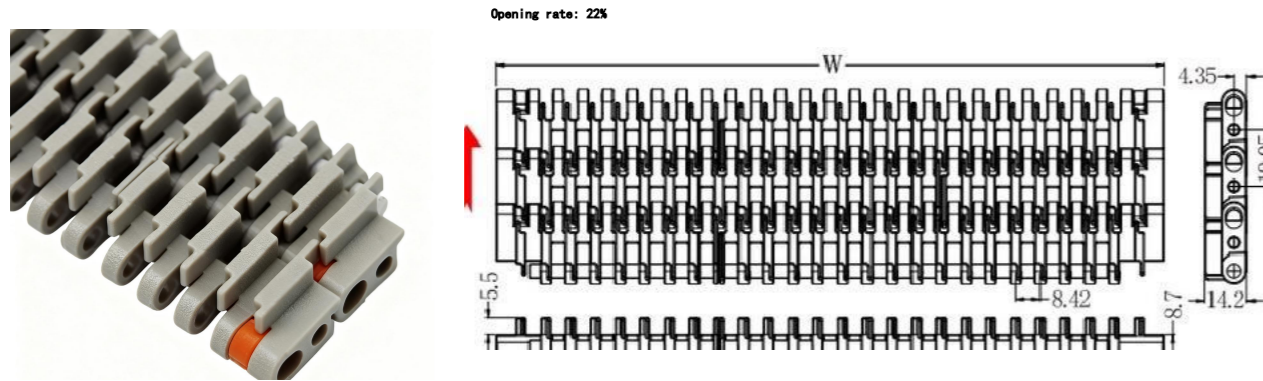
**chain wheel**



specifications	number of teeth	aperture (mm)		D component mm	D top mm	shaping way
		fenest ra	square hole			
5940-10T	10	20-25		61.65	63.5	machining
5940-13T	13	20-30		79.6	82	
5940-18T	18	25-50		109.7	112.5	
5940-20T	20	25-60		121.8	124.2	
5940-24T	24	30-65		145.95	149.2	
5940-31T	31	30-70		188.3	193.3	

Special tooth number can be customized, shaft diameter can be square hole \ round hole.  
The material of the injection molding wheel can be selected as POM/PP/PA, and the machining material can be selected as PA/PP.

**PQ 8507 flat ribbed mesh chain**



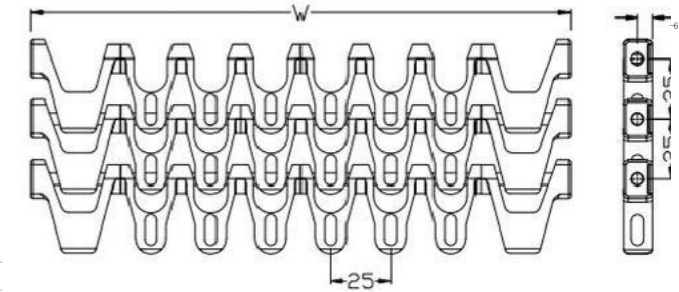
Opening rate: 22%

Wire mesh material	Die material	service load		Network chain weight (kg/m)	W standard width (mm)			
		Newton/metre (21°C)			Single chip width		Combination and assembly	
POM	PP	29000		9.4	Left and right 76	No. 152, China	Left and right 152	W=228 increment 152
	PBT	30000		7.5	Note: Nn is an integer multiple increment; W is the nominal width, and the actual width of the mesh belt is 0.1% to 0.3% smaller due to different material shrinkage rates. [Please contact us before customization for confirmation]			
PP	PP	16000		6.9				
Wire link pitch (mm)	Shaft diameter (mm)	back bending radius (minimum value) mm		W nonstandard width				
19.05	4.7	25		W=152*N+8.42mm				

Optional standard width (MM)

228.6	304.8	381	457.2	533.4	609.6	685.8	762	838.2	914.4	990.6	1066.8
1140	1219.2	1298.4	1377.6	1447.8	1524	1600.2	1676.4	1752.6	1828.8	1905	1981.2

**PQ 545G grid turn chain**

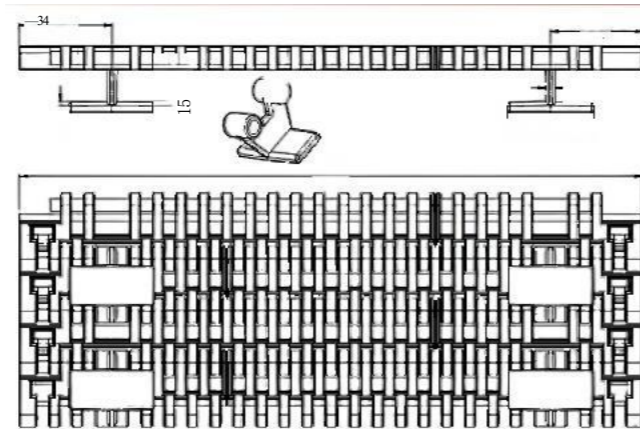



Wire mesh material	Die material	service load		Network chain weight (kg/m)	W standard width (mm)				
		Newton/metre (21°C)			Single chip width		Combination and assembly		
POM	SIS	29000		13.2	edge : 37.5	50	75	100	W=100*N increment 25
PP		15000		10.7	Note: Nn increases in integer multiples; W is the nominal width. Due to different material shrinkage rates, the actual width of the mesh belt may be 0.1% to 0.3% smaller. [Please contact us for confirmation before customization]				
PE		11000		11.1					
Wire link pitch (mm)	Shaft diameter (mm)	back bending radius (minimum value) mm		W nonstandard width					
25	Steel pin 5.0	10		W=100*N+25mm					

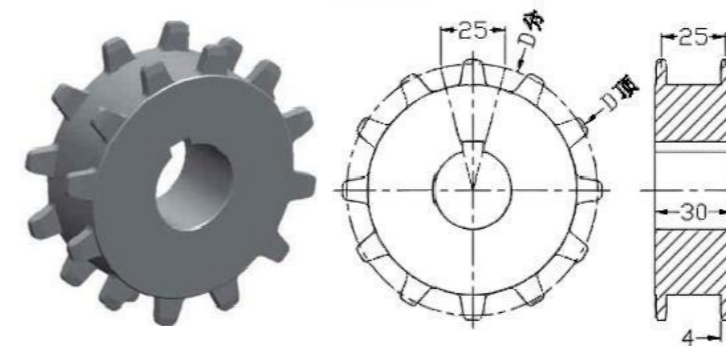
Optional standard width (MM)

100	150	200	250	300	350	400	450	500	550	600	650
700	750	800	850	900	950	1000	1050	1100	1150	1200	

**PQ 8500 series T-type limit foot**



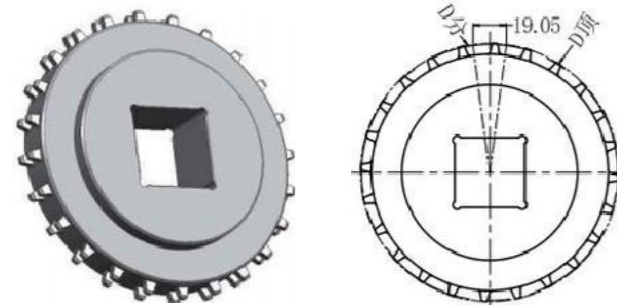
**chain wheel**



specifications	number of teeth	aperture (mm)		D component mm	D top mm	shaping way
		fenestra	square hole			
S45G-12T	12	20-30		96.59	100	machining
S45G-16T	16	30-40		128.15	128.5	
S45G-20T	20	35-50		159.8	160.2	



Special tooth number can be customized, shaft diameter can be square hole \ round hole.  
The material of machining can be PA/PP.

**chain wheel**




specifications	number of teeth	Diameter (mm)		D component mm	D top mm	shaping way
		fenestra	square hole			
8500-17T	17	25-35		103.67	105.4	machining
8500-21T	21	25-35		127.82	130	
8500-24T	24	25-35		145.95	147	
8500-25T	25	30-50		152	153.7	

Special tooth number can be customized, shaft diameter can be square hole \ round hole.  
The material of the injection molding wheel can be selected as POM/PP/PA, and the machining material can be selected as PA/PP.



**PQ 1001 flat plate net chain**

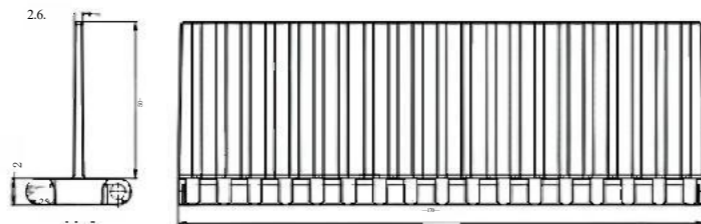



Wire mesh material	Die material	service load	Network chain weight	W standard width (mm)		
		Newton/metre (21°C)	(kg/m <sup>2</sup> )	Single chip width		Combination and assembly
POM	PP	22000	6.50	85	170	W=85N
	PBT	23000	6.60			
PP	PP	11000	4.30	Note: Nn is an integer multiple increment; W is the nominal width; due to different material shrinkage rate, the actual width of the mesh belt is smaller by 0.1% to 0.3%. (Please contact us before customization)		
PE	PE	5000	4.60			
Wire link pitch (mm)	Shaft diameter (mm)	Back bending radius (minimum value) mm	W nonstandard width			
25.4	4.6	25	W=85N-5mm			

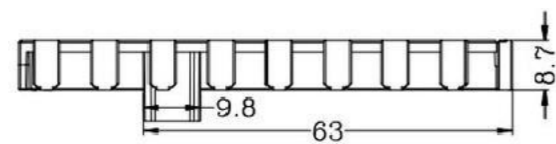
**Optional standard width (MM)**

85	170	255	340	425	510	595	680	765	850	935	1020
1105	1190	1275	1360	1445	1530						

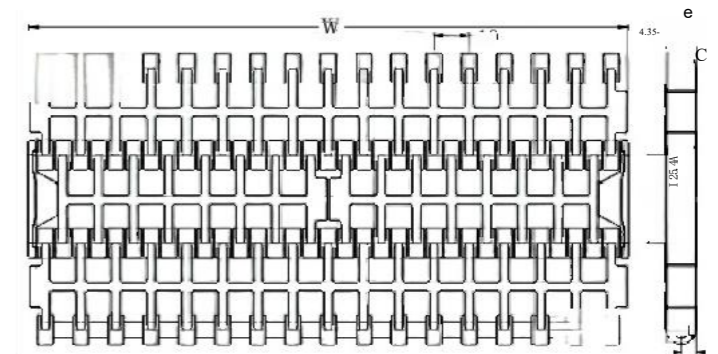

**PQ1000 series non-stick straight shield (height can be cut to suit the application, spacing is an even multiple of 25.4.)**



**PQ 1 0 0 1 flat plate directional foot**



**PQ 10002 grid linkn**

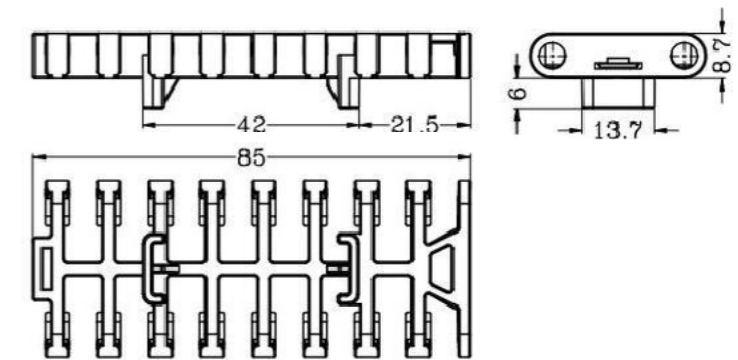


Wire mesh material	Die material	service load	Network chain weight	W standard width (mm)		
		Newton/metre (21°C)	(kg/m <sup>2</sup> )	Single chip width		Combination and assembly
POM	PP	22000	5.45	85	170	W=85N
	PBT	23000	5.55			
PP	PP	11000	3.50	Note: Nn is an integer multiple increment; W is the nominal width; due to different material shrinkage rates, the actual width of the mesh belt is 0.1% to 0.3% smaller. (Please contact us before customization)		
PE	PE	5000	3.70			
Wire link pitch (mm)	Shaft diameter (mm)	Back bending radius (minimum value) mm	W nonstandard width			
25.4	4.6	25	W=85N-5mm			

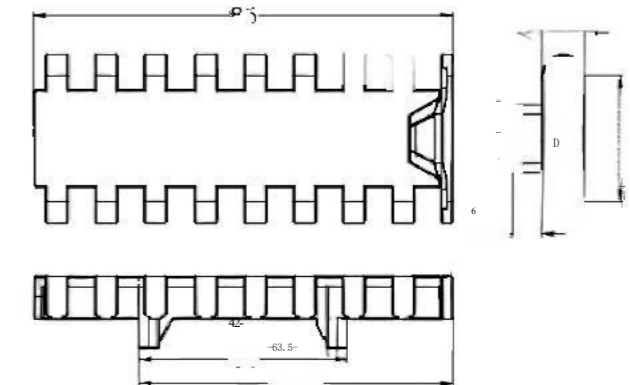
**Optional standard width (MM)**

85	170	255	340	425	510	595	680	765	850	935	1020
1105	1190	1275	1360	1445	1530						

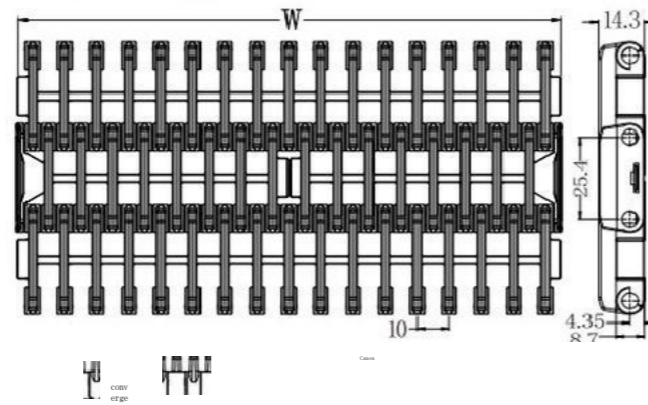

**PQ 1002 flat grid double guide foot**



**PQ1001 flat double guide foot (Type E)**




**PQ 1 0 0 3 Convex ribbed chain**



Wire mesh material	Die material	service load Newton/metre (21°C)	Network chain weight (kg/m <sup>2</sup> )	W standard width (mm)							
				Single chip width		Combination and assembly					
POM	PP	22000	7.95	85	170	W=85*N					
	PBT	23000	8.05	Note: N.n is increased by integer multiples; W is the nominal width, and the actual width of the mesh belt is slightly smaller by 0.1% to 0.3% due to different material shrinkage rates. [Please contact us for confirmation before customization]							
PP	PP	11000	5.30								
Wire link pitch (mm)	Shaft diameter (mm)	Back bending radius (minimum value) mm		W nonstandard width							
25.4	4.6	50		W=85*N+50n							
Optional standard width (MM)											
85	170	255	340	425	510	595	680	765	850	935	1020
1105	1190	1275	1360	1445	1530						

**PQ 1 0 0 4 round hole mesh chain**


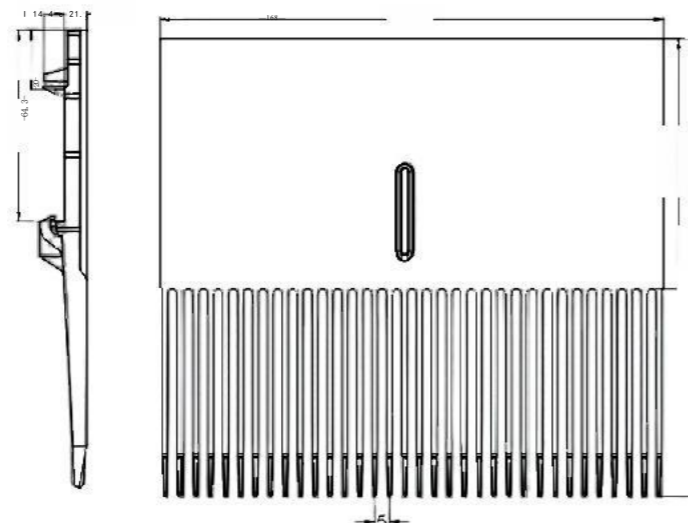



Wire mesh material	Die material	service load Newton/metre (21°C)	Network chain weight (kg/m <sup>2</sup> )	W standard width (mm)		
				Single chip width		Combination and assembly
POM	PP	22000	6.40	85	170	W=85*N
	PBT	23000	6.50	Note: N.n is increased by integer multiples; W is the nominal width, and the actual width of the mesh belt is slightly smaller by 0.1% to 0.3% due to different material shrinkage rates. [Please contact us for confirmation before customization]		
PP	PP	11000	4.20			
PE	PE	5000	4.50			
Wire link pitch (mm)	Shaft diameter (mm)	Back bending radius (minimum value) mm		W nonstandard width		
25.4	4.6	25		W=85*N+50n		

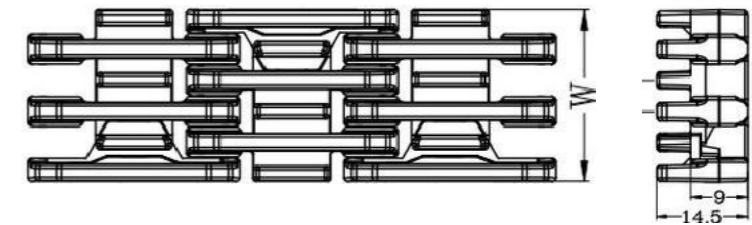
**Optional standard width (MM)**

85	170	255	340	425	510	595	680	765	850	935	1020
1105	1190	1275	1360	1445	1530						

**1000 ribbed mesh chain matching comb plate**

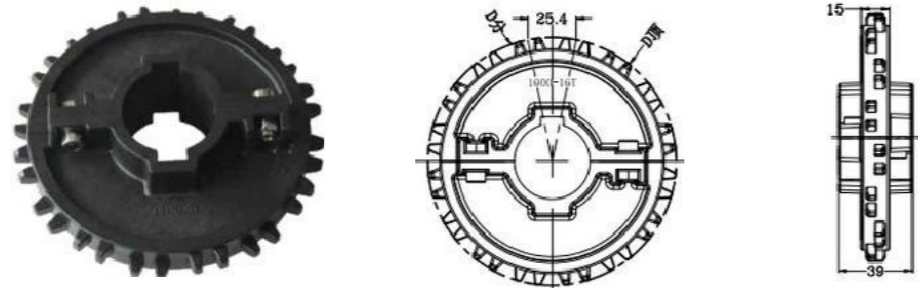


**1 0 0 0 points chain**



Wire mesh material	Die material	W standard width (mm)	service load	Network chain weight
			Newton/metre (21°C)	(kg/m)
POM	PP	28	400	0.29
		38	500	0.39
Wire link pitch	Shaft diameter	Back bending radius (minimum)		
25.4	4.6	50		

**PQ split chain wheel**



specifications	number of teeth	aperture (mm)		D component	D top	thickness	shaping way
		fenestra	square hole				
000-16T	16	25/30/35/40		130.2	131	39	produce plastic articles by injection moulding
100-18T	18	20/30/35/40		146.3	146.8	39	
100-20T	20		40/60	62.4	163.5	39	

Special tooth number can be customized, shaft diameter can be square hole \ round hole.  
Note: The material of the plasticized wheel is PA6+GF30. The material of 20T is POM.

**Standard sprocket**



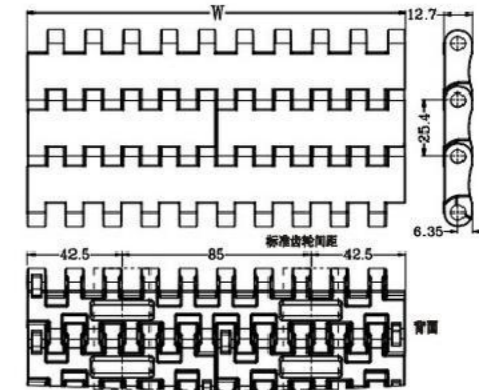
Positioning thickness  
12T:20mm 18T:20mm  
20T:30mm



specifications	number of teeth	aperture (mm)		D component	D top	shaping way
		fenestra	square hole			
1000-12T	12	25/30	25	98.1	96.5	produce plastic articles by injection moulding
1000-18T	18	30	40	146.3	145.9	
		35	60			
1000-20T	20	30	40	162.4	161.7	
		40	60			
		50				

Special tooth number can be customized, shaft diameter can be square hole round hole.  
The material of the injection molding wheel can be selected as POM/PP/PA, and the machining material can be selected as PA/PV.

**PQ 1 0 0 5 1 flat plate net chain**

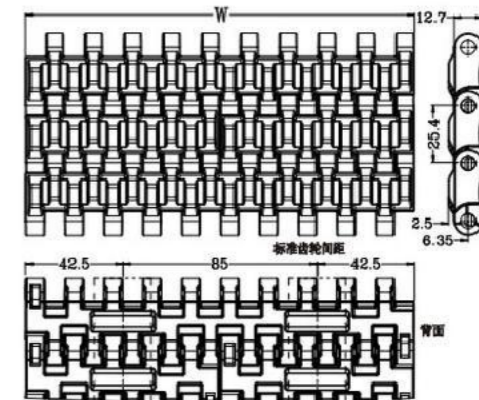



Wire mesh material	Die material	service load Newton/metre (21°C)	Network chain weight (kg/m <sup>2</sup> )	W standard width (mm)	
				Single chip width	Combination and assembly
POM	PP	35000	13.50	85	170
	PBT	35000	13.60	Note: X.n is an integer multiple increment; W is the nominal width, and the actual width of the mesh belt is 0.1% to 0.3% smaller due to different material shrinkage rates. [Please contact us for confirmation before customization]	
PP	PP	17500	5.00	Due to the limitation of sprocket position, it is recommended not to use non-standard width.	
ire link pitch (mm)	Shaft diameter (mm)	Back bending radius (minimum value) mm			
25.4	6.0	25			

**Optional standard width (MM)**

85	170	255	340	425	510	595	680	765	850	935	1020
1105	1190	1275	1360	1445	1530						

**1 0 0 5 2 Adhesive mesh chain**

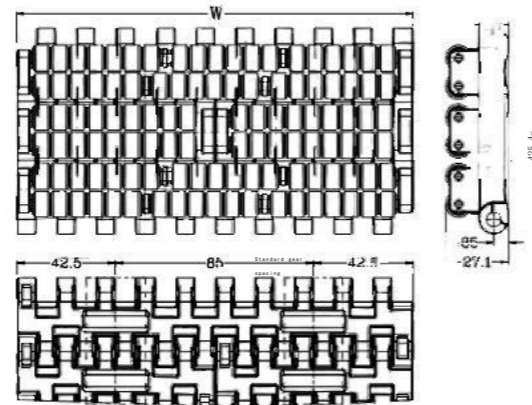


Wire mesh material	Die material	service load Newton/metre (21°C)	Network chain weight (kg/m <sup>2</sup> )	W standard width (mm)	
				Single chip width	Combination and assembly
POM	PP	35000	14.10	85	170
	PBT	35000	14.20	Note: X.n is an integer multiple increment; W is the nominal width, and the actual width of the mesh belt is 0.1% to 0.3% smaller due to different material shrinkage rates. [Please contact us before customization for confirmation]	
PP	PP	17500	10.10	Due to the limitation of sprocket position, it is recommended not to use non-standard width.	
ire link pitch (mm)	Shaft diameter (mm)	Back bending radius (minimum value) mm			
25.4	6.0	25			

**Optional standard width (MM)**

85	170	255	340	425	510	595	680	765	850	935	1020
1105	1190	1275	1360	1445	1530						

**PQ 10053 ball mesh chain**

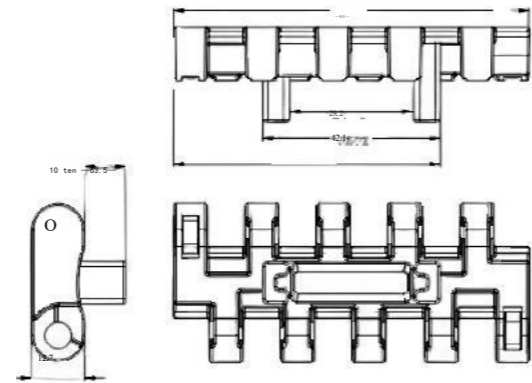



Wire mesh material	Dial material	service load Newton/metre (21°C)	Network chain weight (kg/m <sup>2</sup> )	W standard width (mm)		
				Single chip width		Combination and assembly
POM	PP	35000	30.00	85	170	W=85*N
	PBT	35000	30.10	Note: N, n is an integer multiple increment; W is the nominal width, and the actual width of the mesh belt is 0.1% to 0.3% smaller due to different material shrinkage rates. [Please contact us for confirmation before customization]		
PP	PP	17500	25.5	Due to the limitation of sprocket position, it is recommended not to use non-standard width.		
Wire link pitch (mm)	Shaft diameter (mm)	Back bending radius (minimum value) mm				
25.4	6.0	120				

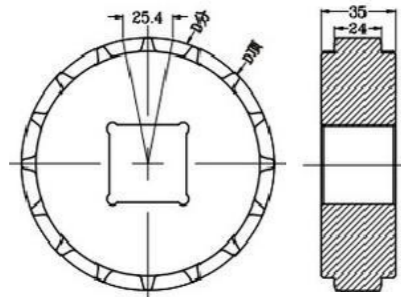

**Optional standard width (MM)**

85	170	255	340	425	510	595	680	765	850	935	1020
1105	1190	1275	1360	1445	1530						

**The PQ1005 series has guide feet**



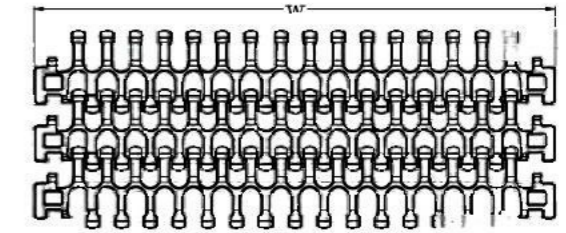

**chain wheel**



specification	number of teeth	aperture (mm)		D component mm	D top mm	shaping way
		fenestra	square hole			
1005-12T	12	20-40		88.14	97	machining
1005-16T	16	20-50		130.2	130	
1005-18T	18	25-60		146.3	146.3	
1005-21T	21	30-60		170.4	169.7	

Special tooth number can be customized, shaft diameter can be square hole \ round hole.  
The material of the injection molding wheel can be selected as POM/PP/PA, and the machining material can be selected as PA/PP.

**PQ 2 4 0 0 turn bend net chain**

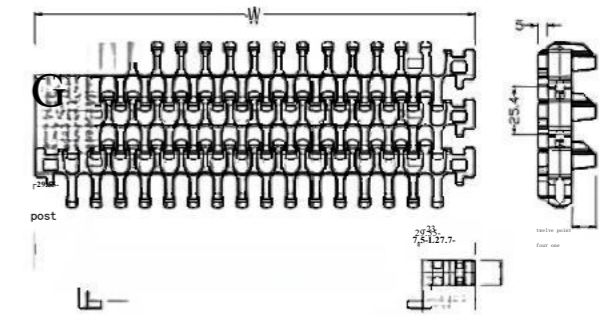



Wire mesh material	Dial material	service load Newton/metre (21°C)	Network chain weight (kg/m <sup>2</sup> )	W standard width (mm)			
				Single chip width		Combination and assembly	
POM	PP	26000	7.90	Left: 79.8/15.4	Medium: 75.9/15.2	Right: 73.4/149.6	W=152.4*N
	PBT	26000	7.9	Note: N, n is an integer multiple increment; W is the nominal width; due to different material shrinkage rate, the actual width of the mesh belt is smaller by 0.1% to 0.3%. [Please contact us before customization to confirm]			
PP	PP	15000	5.20				
PE	PE	8000	5.90				
Wire link pitch (mm)	Shaft diameter (mm)	Back bending radius (minimum value) mm		W nonstandard width			
25.4	4.6	10		W=152.4*N-12.7*n			

**Optional standard width (MM)**

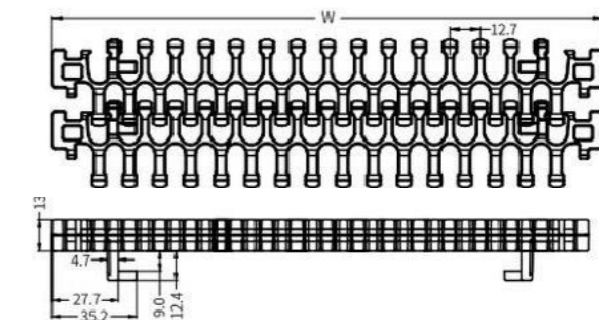

228.6	304.8	381	457.2	533.4	609.6	685.8	762	838.2	914.4	990.6	1066.8
1143	1219.2	1295.4	1371.6	1447.8	1524	1600.2	1676.4	1752.6	1828.8	1905	1981.2

**PQ 2400F flat grid adhesive mesh chain**



Wire mesh material	Dial material	service load Newton/metre (21°C)	Network chain weight (kg/m <sup>2</sup> )	W standard width (mm)			
				Single chip width		Combination and assembly	
PP-TPE	PBT	15000	6.5	Left: 79.8/156	Medium: 75.9/152.4	Right: 73.4/149.6	W=229.0*W <sub>0</sub> *N
				Note: N, n is an integer multiple increment; W is the nominal width; due to different material shrinkage rate the actual mesh belt width is 0.1% to 0.3% smaller. [Please contact us before customization]			
Wire link pitch (mm)	Shaft diameter (mm)	Back bending radius (minimum value) mm		W nonstandard width			
25.4	4.6	10		W=152.4-12.7*n			

**P Q 2 4 0 0 turn bend belt hook foot net chain**



**PQ2400-1 flat grid turning chain**

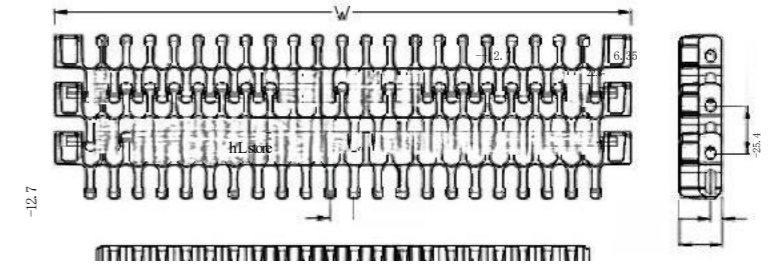


Wire mesh material	Die material	service load	Network chain weight (kg/m <sup>2</sup> )	V standard width (mm)	
		Newton/metre (21°C)		Single chip width	Combination and assembly
POM	PP	26000	7.9	Left: 123.7/231.7 middle: 50.6/152.2 Right: 123.7/231.7	W=152.4mm
	PBT	26000	8.0	Note: N,n is an integer multiple increment; W is the nominal width; due to different material shrinkage rates, the actual width of the mesh belt is smaller by 0.1% to 0.3%. [Please contact us before customization for confirmation]	
	PP	15000	5.1		
PE	PP	8000	5.3		
Wire link pitch (mm)	Shaft diameter (mm)	Back bending radius (minimum value) mm	V nonstandard width		
25.4	4.6	10	W=152.4mm±12.7mm		

**Optional standard width (MM)**

228.6	304.8	381	457.2	533.4	609.6	685.8	762	838.2	914.4	990.6	1066.8
1143	1219.2	1295.4	1371.6	1447.8	1524	1600.2	1676.4	1752.6	1828.8	1905	1981.2

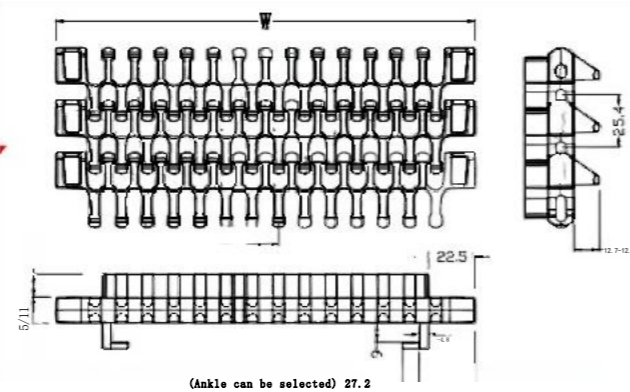

**PQ2400-1 ribbed turning chain**



Wire mesh material	Die material	service load	Network chain weight (kg/m <sup>2</sup> )	V standard width (mm)	
		Newton/metre (21°C)		Single chip width	Combination and assembly
POM	PP	26000	14.7	Left: 123.5/180.5 Middle: 50.5/152.5 Right: 123.5/180.5	W=152.4mm
	PBT	26000	14.8	Note: N,n is an integer multiple increment; W is the nominal width; due to different material shrinkage rates, the actual width of the mesh belt is 0.1% to 0.3% smaller. [Please contact us before customization]	
PP	PP	15000	9.4		
PE	PP	8000	9.9		
Wire link pitch (mm)	Shaft diameter (mm)	Back bending radius (minimum value) mm	W nonstandard width		
25.4	4.6	10	W=152.4mm±12.7mm		

**Optional standard width (MM)**

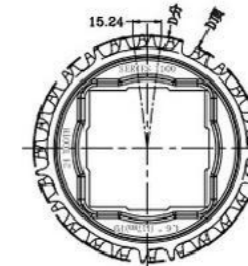
228.6	304.8	381	457.2	533.4	609.6	685.8	762	838.2	914.4	990.6	1066.8
1143	1219.2	1295.4	1371.6	1447.8	1524	1676.2	1676.4	1752.6	1828.8	1905	1981.2



Wire mesh material	Die material	service load	Network chain weight (kg/m <sup>2</sup> )	V standard width (mm)	
		Newton/metre (21°C)		Single chip width	Combination and assembly
PP/PPE	PBT	15000	8.7	Left: 123.7/231.7 Middle: 152.2 Right: 123.7/231.7	W=101.6 increment 1.52.4
				Note: N,n is an integer multiple increment; W is the nominal width, and the actual width of the mesh belt is 0.1% to 0.3% smaller due to different material shrinkage rates. [Please contact us before customization to confirm]	
Wire link pitch (mm)	Shaft diameter (mm)	Back bending radius (minimum value) mm	W nonstandard width		
25.4	4.6	10	W=101.6±12.7mm		

228.6	304.8	381	457.2	533.4	609.6	685.8	762	838.2	914.4	990.6	1066.8
1143	1219.2	1295.4	1371.6	1447.8	1524	1676.2	1676.4	1752.6	1828.8	1905	1981.2

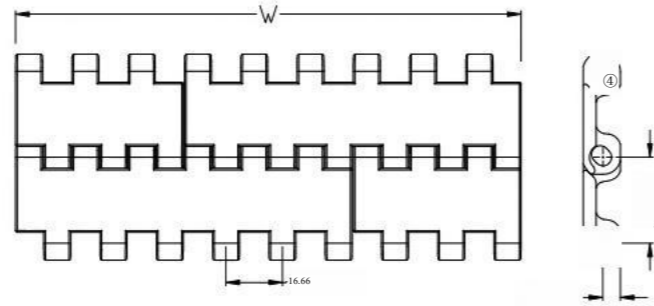

**Chain wheel**



specifications	number of teeth	aperture (mm)		D component	D top	shaping way
		fenestra	square hole			
1102-24T	24	30/35/40	38.1/40/60	116.76	118	produce plastic articles by injection moulding
1102-32T	32	30/35/40	38.1/40/60/63.5	155.48	157	

Special tooth number can be customized, shaft diameter can be square hole \ round hole.  
The material of the injection molding wheel can be selected as POM/PP/PA, and the machining material can be selected as PA/PP.

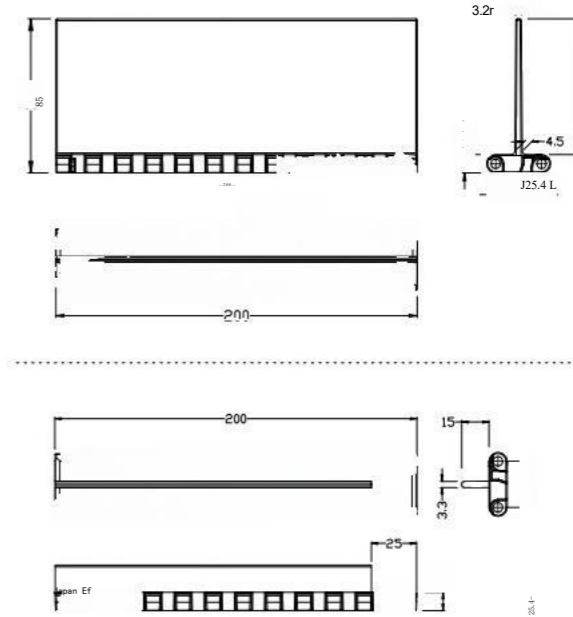
**PQ 2510 flat plate chain**



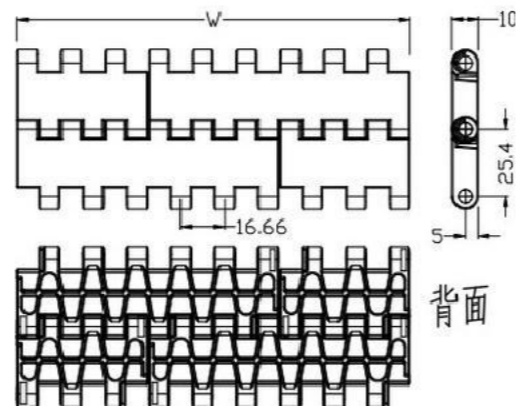

U385211

Wire mesh material	Dial material	service load	Network chain weight	W standard width (mm)			Combination and assembly
		Newton/metre (21°C)		kg/m <sup>2</sup>	Single chip width		
POM	PP	16000	7.3	50	100		W=50N incremented by 50
	PBT	21900	7.4	Note: Nn is an integer multiple increment; W is the nominal width, and the actual width of the mesh belt is 0.1% to 0.3% smaller due to different material shrinkage rates. [Please contact us before customization to confirm]			
PP	PP	14000	4.9				
PE	PE	8000	5.2				
Wire link pitch (mm)	Shaft diameter (mm)	Back bending radius (minimum value) mm	W nonstandard width				
25.4	5.0	25	W=50N+16.66* n				

**PQ 2520 baffle**



**PQ 2520, flat plate chain**

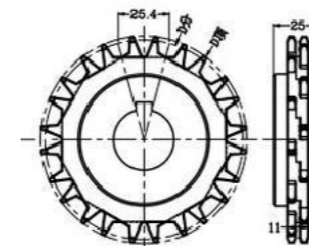


Wire mesh material	Die material	service load	Network chain weight	W standard width (mm)			Combination and assembly
		Newton/metre (21°C)		kg/m <sup>2</sup>	Single chip width		
POM	Pp	21500	8.4	50	100	200	W=50N incremented by 50
	PP	32000	8.5	Note: Nn is an integer multiple increment; W is the nominal width, and the actual width of the mesh belt is 0.1% to 0.3% smaller due to different material shrinkage rates. [Please contact us before customization to confirm]			
PP	PP	18000	5.5				
PE	PE	9000	5.8				
Wire link pitch (mm)	Shaft diameter (mm)	Back bending radius (minimum value) mm	W nonstandard width				
25.4	5.0	25	W=50N+16.66* n				

**Optional standard width (MM)**

50	100	150	200	250	300	350	400	450	500	550	600
650	700	750	800	850	900	950	1000	1050	1100	1150	1200

**chain wheel**




Double row parallel tooth one way run thickness: 35 mm

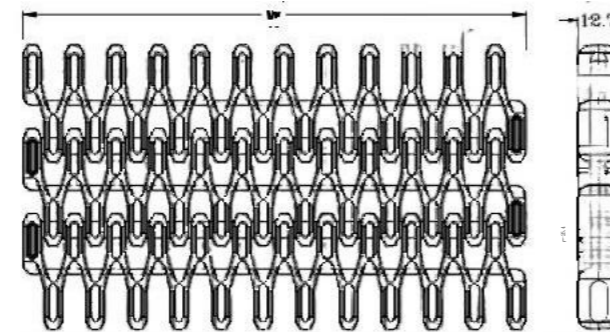
The wrong teeth run in both directions

specification	number of teeth	aperture (mm)		D component	D top	shaping way
		fenestra	square hole			
2400-6T	6	20		50.8	51	machining
2400-9T	9	25	25	74.3	75	
2400-12T	12	25-40	40	98.1	102	
2400-16T	16	25-40	40	130.2	132	
2400-20T	20	25-40	40	162.4	163	

Special tooth number can be customized, shaft diameter can be square hole round hole.  
The material of the injection molding wheel can be selected as POM/ PP/ PA, and the machining material can be selected as PA/ PP.

**PQ 7 1 0 0 turn bend net chain**


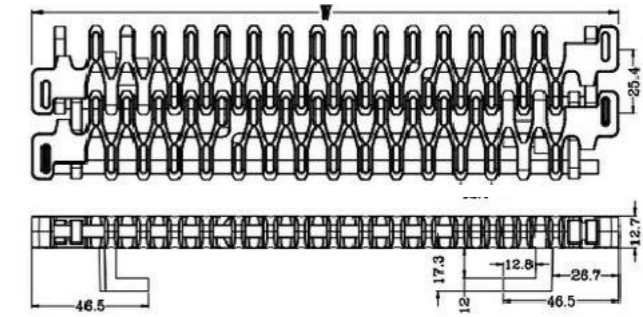

Opening rate: 55%



Wire mesh material	Die material	service load Newton/metre (21°C)	Network chain weight (kg/m2)	W standard width (mm)			
				Single chip width			Combination and assembly
POM	PP	23000	10.0	Fixed width: 82	152	76	W=76N
	PBT	29000	10.1	Note: N.n is increased by integer multiples; W is the nominal width, and the actual width of the mesh belt is 0.1% to 0.3% smaller due to different material shrinkage rates. [Please contact us before customization for confirmation]			
PP	PP	16000	6.5				
Wire link pitch (mm)	Shaft diameter (mm)	Back bending radius (minimum value) mm	W nonstandard width				
25.4	4.9	25	W=76+12.7n				

**Optional standard width (MM)**


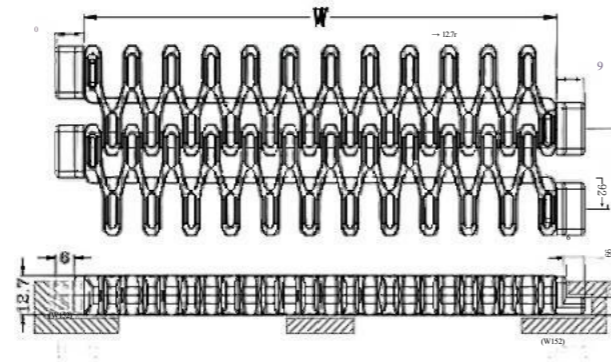
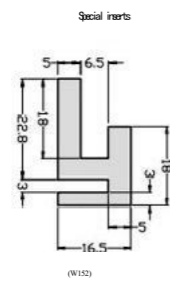

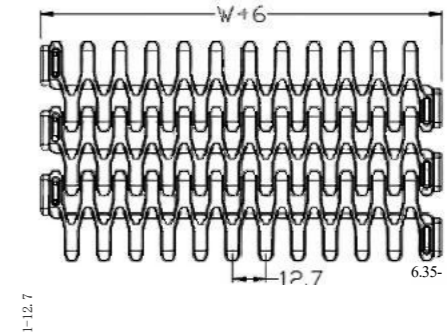
76.2	152.4	228.6	304.8	381	457.2	533.4	609.6	685.8	762	838.2	914.4
990.6	1066.8	1143	1219.2	131295.4	1447.8	1447.8					

**PQ7100-2 Turned chain belt hook**


Wire mesh material	Die material	service load Newton/metre (21°C)	Network chain weight (kg/m2)	W standard width (mm)			
				Single chip width			Combination and assembly
POM	PP	23000	10.1	edge : 79.1	Middle: 152	edge : 155.3	W=234.5 Increment 152
	PBT	29000	10.2	Note: N.n is an integer multiple increment; W is the nominal width, and the actual width of the mesh belt is 0.1% to 0.3% smaller due to different material shrinkage rates. [Please contact us before customization to confirm]			
PP	PP	16000	6.6				
Wire link pitch (mm)	Shaft diameter (mm)	Back bending radius (minimum value) mm	W nonstandard width				
25.4	4.9	25	W=152.4+12.7n+6				

**Optional standard width (MM)**

234.6	310.8	387	463.2	539.4	615.6	691.8	768	844.2	920.4	996.6	1072.8
1149	1225.2	1301.4									

**PQ7100 turning chain belt limit guide block**

**PQ 7 1 0 0-3 turn bend net chain**


Wire mesh material	Die material	service load Newton/metre (21°C)	Network chain weight (kg/m2)	W standard width (mm)			
				Single chip width			Combination and assembly
POM	PP	36000	7.5	76	152		W=76N
	PBT	37000	7.7	Note: N.n is an integer multiple increment; W is the nominal width; due to different material shrinkage rates, the actual width of the mesh belt is slightly smaller by 0.1% to 0.3%. [Please contact us before customization for confirmation]			
PP	PP	16000	5.2				
Wire link pitch (mm)	Shaft diameter (mm)	Back bending radius (minimum value) mm	W nonstandard width				
25.4	4.9	25	W=76+12.7n				

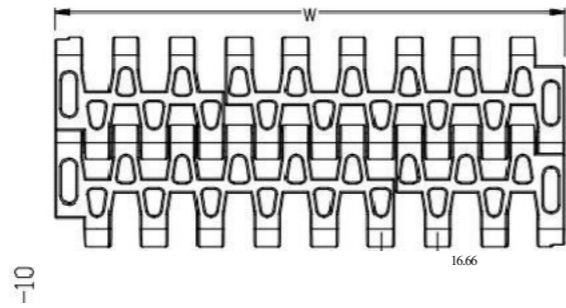
**Optional standard width (MM)**

76.2	152.4	228.6	304.8	381	457.2	533.4	609.6	685.8	762	838.2	914.4
990.6	1066.8	1143	1219.2	1295.4	1371.6						

**PQ 2 5 3 3 flat grid chain**



Opening rate: 35%

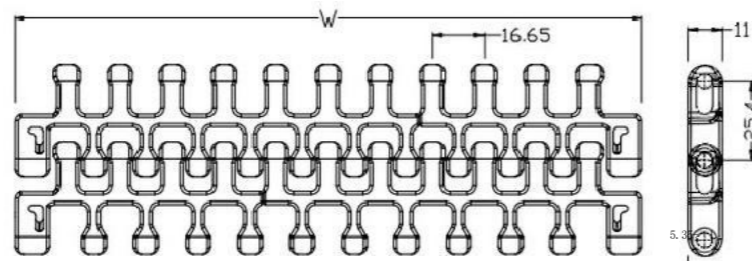



Wire mesh material	Die material	service load	Network chain weight	W standard width (mm)		
		Newton/metre (21°C)		(kg/m <sup>2</sup> )	Single chip width	
POM	PP	18000	7.1	Side panel: 50/100	Middle plate: 300	W=150 incrementing by 50
	PBT	24700	7.2	Note: N, n is an integer multiple increment; W is the nominal width, and the actual width of the mesh belt is 0.1% to 0.3% smaller due to different material shrinkage rates. [Please contact us before customization to confirm]		
PP	14000	4.6				
PE	PE	8000	5.1			
Wire link pitch (mm)	Shaft diameter (mm)	Back bending radius (minimum value) mm	W optional width			
25.4	5.0	25	W=100n+16.66n			

**Optional standard width (MM)**

50	100	150	200	250	300	350	400	450	500	550	600
650	700	750	800	850	900	950	1000	1050	1100	1150	1200

**PQ 2540 (1280) Pinger turn chain**

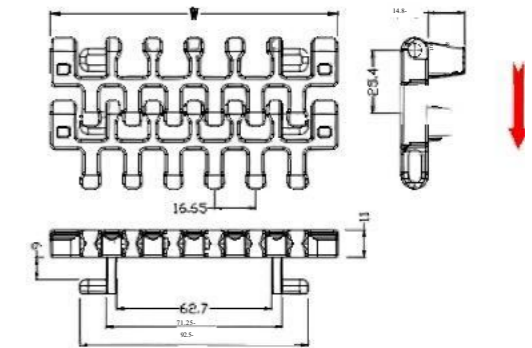


Wire mesh material	Die material	service load	Network chain weight	W standard width (mm)			
		Newton/metre (21°C)		(kg/m <sup>2</sup> )	Single chip width		Combination and assembly
POM	PP	25000	6.9	Left: 70.7/120	Medium: 199.5/99.4	Right: 79 / 120	W=200 incrementally by 100
	PBT	27000	7.0	Note: N, n is an integer multiple increment; W is the nominal width; due to different material shrinkage rates, the actual width of the mesh belt is smaller by 0.1% to 0.3%. [Please contact us before customization to confirm]			
PP	19000	4.7					
Wire link pitch (mm)	Shaft diameter (mm)	Back bending radius (minimum value) mm	W nonstandard width				
25.4	5.0	20	W=150+16.65* n				

**Optional standard width (MM)**


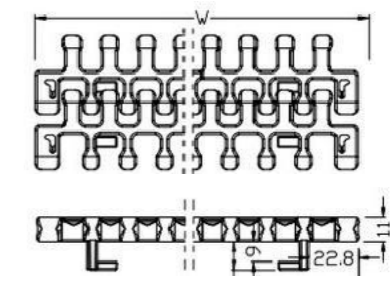
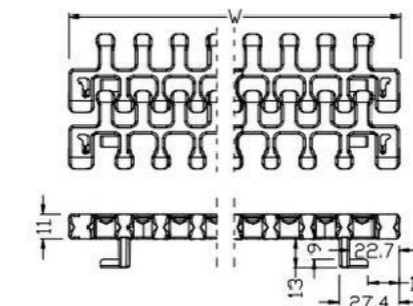
150	200	250	300	350	400	450	500	550	600	650	700
750	800	850	900	950	1000						

**PQ2540 (1280) -W117 turn net chain**


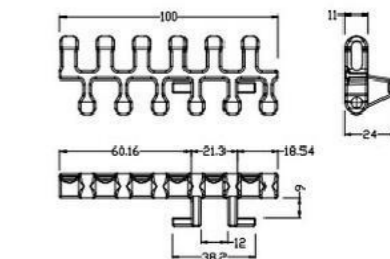
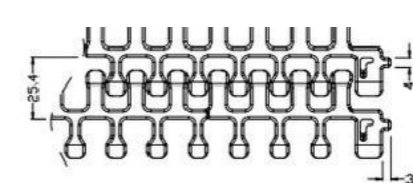


Wire mesh material	Die material	service load	Network chain weight	W standard width (mm)	
		Newton (21°C)		(kg/m)	Single chip width
POM	PP	3500	0.9	The fixed width is 117	
	PBT	6500	1.0	Note: Due to different material shrinkage rate, the actual width of the mesh belt is smaller by 0.1% to 0.3%. [Please contact us before customization]	
PP	3500	0.7			
Wire link pitch (mm)	Shaft diameter (mm)	Back bending radius (minimum value) mm	W nonstandard width		
25.4	5.0	20			

**P Q 2540 ( 1280 )**

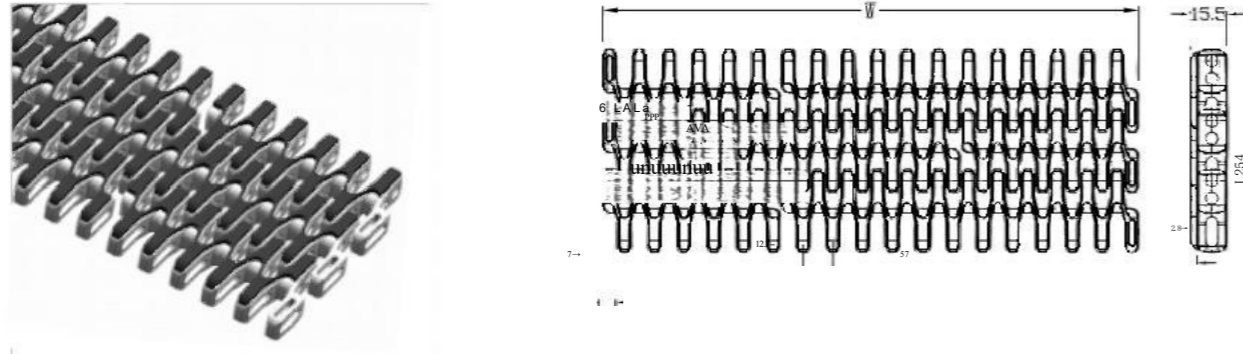


1280 convex ribs



1280 Double hook foot in the middle band

**PQ 7100F turn adhesive mesh chain**

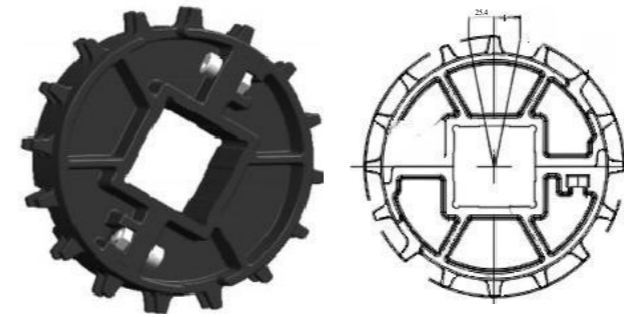


Wire mesh material	Die material	service load	Network chain weight	W standard width (mm)			
		Newton/metre (21°C)	kg/m <sup>2</sup>	Single chip width		Combination and assembly	
PP	PM	18000	7.2	Left: 76.2/152	Chinese: 152.4	Right: 76.2/152.4	W=228.6+152.4n
	PBT	16000	7.2	Note: N n is an integer multiple increment; W is the nominal width; due to different material shrinkage rates, the actual width of the belt is 0.1% to 0.3% smaller. [Please contact us before customization]			
Wire link pitch (mm)	Shaft diameter (mm)	Back bending radius (minimum value) mm	W nonstandard width				
25.4	4.9	R225	W=152.4+12.7n				

**Optional standard width (MM)**

228.6	304.8	381	457.2	533.4	609.6	685.8	762	838.2	914.4	990.6	1066.8
1143	1219.2	1295.4	1371.6								

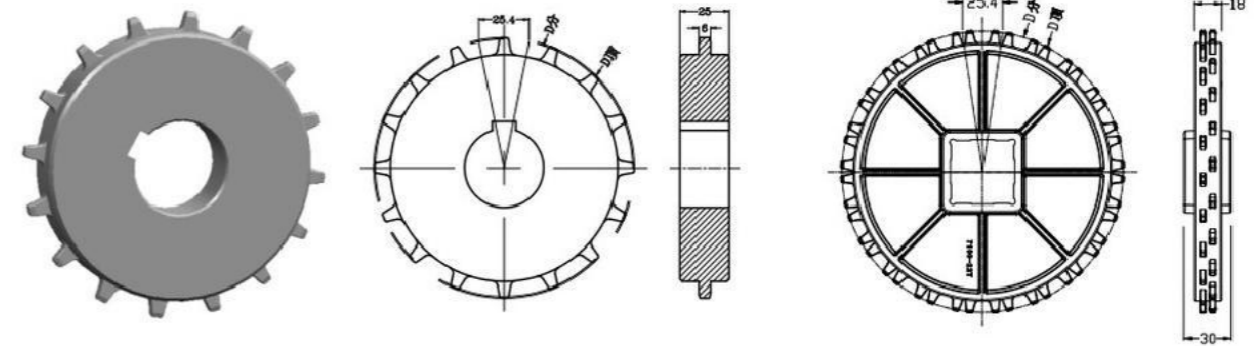
**Separate chain wheel**



specifications	number of teeth	aperture (mm)		D component	D top	shaping way
		fenestra	square hole	mm	mm	
7100-16T	16	30/40	40	130.2	131.6	produce plastic articles by injection moulding

Special tooth number can be customized, shaft diameter can be square hole \ round hole.  
The material of the injection molding wheel can be selected from nylon + fiber.

**Standard chain wheel**

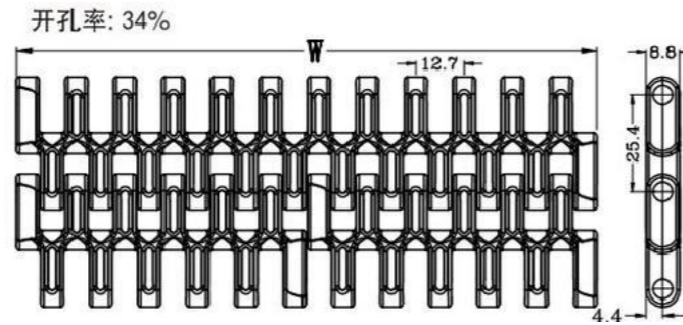



specifications	number of teeth	aperture (mm)		D component	D top	shaping way
		fenestra	square hole	mm	mm	
7100-9T	9	18-30		74.3	75	machining
7100-10T	10	18-30		82.2	83	
7100-12T	12	20-40		98.2	99	
7100-15T	15	20-40		122.2	123.5	
7100-16T	16	25-50		130	131.6	
7100-18T	18	25-50		146.3	147	
7100-19T	19	25-60		154.3	156.2	produce plastic articles by injection moulding
7100-22T	22		40	178.5	180	

Special tooth number can be customized, shaft diameter can be square hole \ round hole.  
The material of the injection molding wheel can be PA/POM, and the machining material is PA.

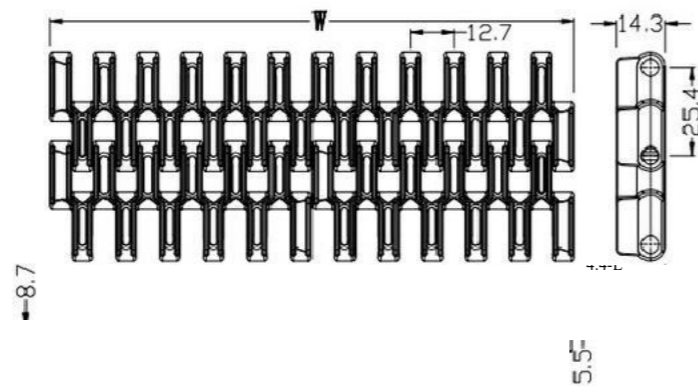


**PQ 7 3 0 0 flat grid chain**



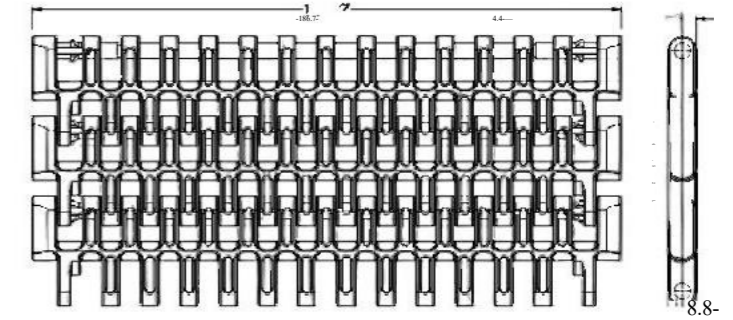

Wire mesh material	Die material	service load		Network chain weight (kg/m <sup>2</sup> )	W standard width (mm)						
		Newton/metre (21°C)			Single chip width			Combination and assembly			
POM	PP	23500		6.3	76.2	152.4					W=76.2N
	PBT	23500		6.4							
PP	PP	15000		4.3	Note: N, n is an integer multiple increment; W is the nominal width, and the actual width of the mesh belt is 0.1% to 0.3% smaller due to different material shrinkage rates. [Please contact us before customization for confirmation]						
PE	PE	10000		4.4							
Wire link pitch (mm)	Shaft diameter (mm)	Back bending radius (minimum value) mm		W nonstandard width							
25.4	4.9	20		W=76.2N+12.7n							
Optional standard width (MM)											
76.2	152.4	228.6	304.8	381	457.2	533.4	609.6	685.8	762	838.2	914.4
990.6	1066.8	1143	1219.2	1295.4	1371.6						

**PQ7300 ribbed mesh chain**



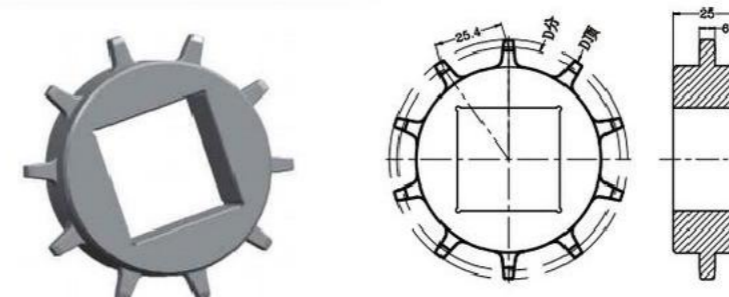
Wire mesh material	Die material	service load		Network chain weight (kg/m <sup>2</sup> )	W standard width (mm)						
		Newton/metre (21°C)			Single chip width			Combination and assembly			
POM	PP	23500		8.9	76.2	152.4					W=76.2N
	PBT	23500		9.0							
PP	PP	15000		5.5	Note: N, n is an integer multiple increment; W is the nominal width, and the actual width of the mesh belt is 0.1% to 0.3% smaller due to different material shrinkage rates. [Please contact us for confirmation before customization.]						
PE	PE	10000		5.5							
Wire link pitch (mm)	Shaft diameter (mm)	Back bending radius (minimum value) mm		W nonstandard width							
25.4	4.9	20		W=76.2N+12.7n							
76.2	152.4	228.6	304.8	381	457.2	533.4	609.6	685.8	762	838.2	914.4
990.6	1066.8	1143	1219.2	1295.4	1371.6						

**PQ7300 flat grid fixed width net chain W186.7**



Wire mesh material	Die material	service load		Network link weight (kg/m)	W standard width (mm)	
		Newton (21°C)			Single chip width	Combination and assembly
POM	PP	5000		1.33	186.7	W=186.7
	PBT	5200		1.35		
PP	PP	2700		0.85	Note: W is the nominal width; due to different material shrinkage rate, the actual width of the mesh belt is smaller by 0.1% to 0.3%. [Please contact us before customization]	
PE	PE	1900		0.90		
Wire link pitch (mm)	Shaft diameter (mm)	Back bending radius (minimum value) mm				
25.4	4.9	10				

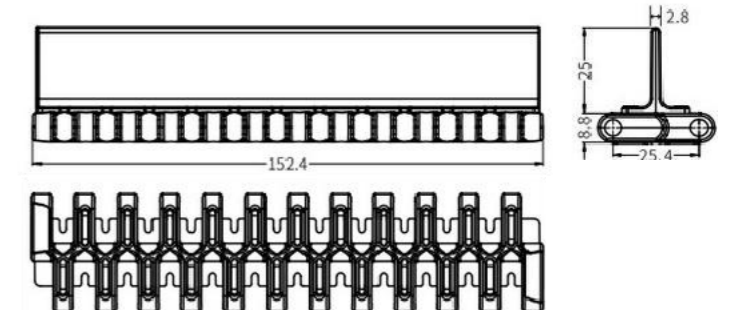

**Chain wheel**



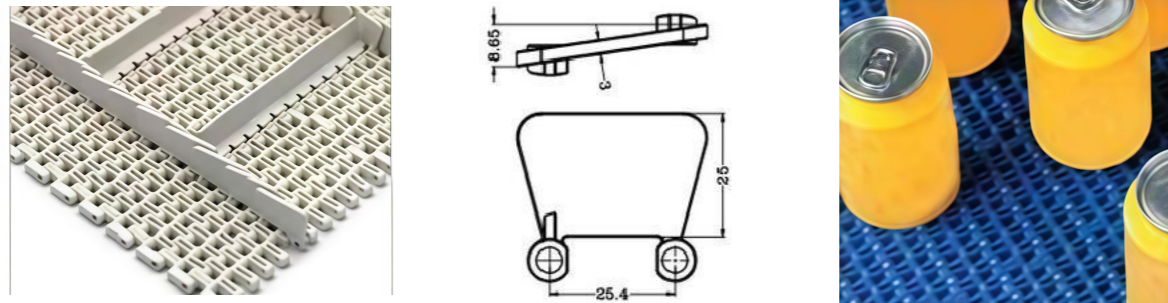
specification	number of teeth	Diameter (mm)		D	D top	shaping way
		square hole	mm			
Z300-10T	10	20-40	82.2	86.5	machining	
Z300-12T	12	20-40	98.1	103.2		
Z300-18T	18	20-60	46.3	152.7		
Z300-19T	19	25-70	54.3	160.9		
Z300-20T	20	30-70	102.4	109.1		

Special tooth number can be customized, shaft diameter can be square hole \ round hole.  
The material of the injection molding wheel can be selected as POM/ PP/ PA, and the machining material can be selected as PA/ PE.


**PQ7300 series baffle**



**PQ7300 series side baffle (skirt)**

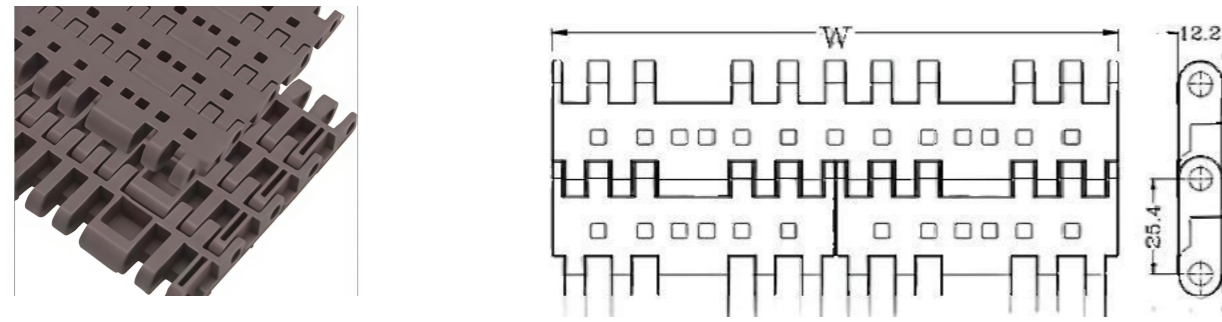


**PQ 7 7 0 5 flat plate net chain**



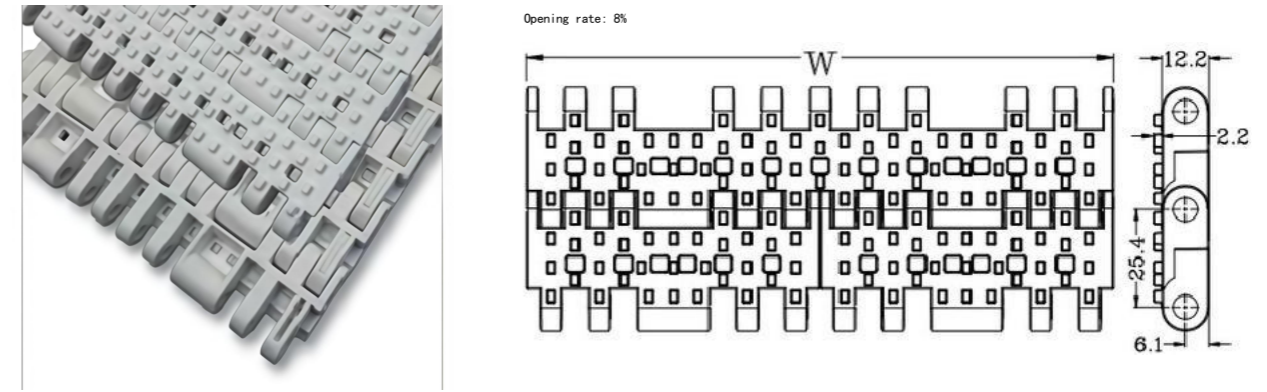
Wire mesh material	Die material	service load	Network chain weight	W standard width (mm)			
		Newton/metre (21°C)		(kg/m <sup>2</sup> )	Single chip width		Combination and assembly
POM	PP	43000	13.40	76.2	152.4	The fixed width is 82.5	W=76.2N
	PBT	43000	13.50	Note: N.n is increased by integer multiples; W is the nominal width. Due to different material shrinkage rates, the actual width of the mesh belt is 0.1% to 0.3% smaller. [Please contact us before customization for confirmation]			
PP	PP	15000	8.6				
Wire link pitch (mm)	Shaft diameter (mm)	Back bending radius (minimum value) mm	Due to the limitation of sprocket position, it is recommended not to use non-standard width.				
25.4	6	25					

**PQ 7 7 0 6 open hole network chain**




Wire mesh material	Die material	service load	Network chain weight	W standard width (mm)			
		Newton/metre (21°C)		(kg/m <sup>2</sup> )	Single chip width		Combination and assembly
POM	PP	43000	13.0	76.2	152.4		W=76.2N
	PBT	43000	13.1	Note: N.n is an integer multiple increment; W is the nominal width, and the actual width of the mesh belt is smaller by 0.1% to 0.3% due to different material shrinkage rates. [Please contact us before customization for confirmation]			
PP	PP	15000	8.3				
Wire link pitch (mm)	Shaft diameter (mm)	Back bending radius (minimum value) mm	Due to the limitation of sprocket position, it is recommended not to use non-standard width.				
25.4	6	25					

**PQ 7707 open anti-slip mesh chain**



Wire mesh material	Die material	service load	Network chain weight	W standard width (mm)			
		Newton/metre (21°C)		(kg/m <sup>2</sup> )	Single chip width		Combination and assembly
POM	PP	43000	13.3	76.2	152.4		W=76.2N
	PBT	43000	13.4	Note: N.n is an integer multiple increment; W is the nominal width, and the actual width of the mesh belt is 0.1% to 0.3% smaller due to different material shrinkage rates. [Please contact us before customization for confirmation]			
PP	PP	15000	8.5				
Wire link pitch (mm)	Shaft diameter (mm)	Back bending radius (minimum value) mm	Due to the limitation of sprocket position, it is recommended not to use non-standard width.				
25.4	6	25					

**PQ 7 7 0 8 flat grid chain**

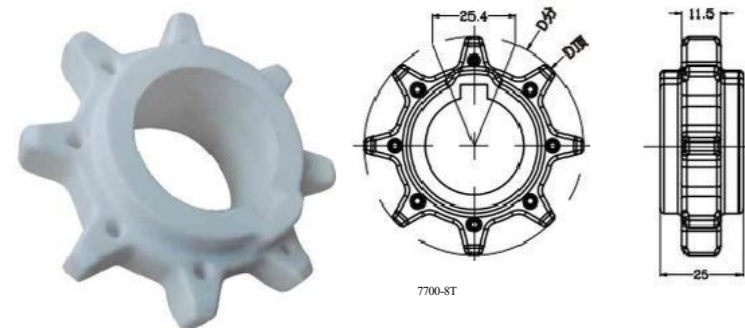


Wire mesh material	Die material	service load	Network chain weight	W standard width (mm)			
		Newton/metre (21°C)		(kg/m <sup>2</sup> )	Single chip width		Combination and assembly
POM	PP	43000	11.9	76.2	152.4		W=76.2N
	PBT	43000	12.0	Note: N.n is increased by integer multiples; W is the nominal width. Due to different material shrinkage rates, the actual width of the mesh belt is 0.1% to 0.3% smaller. [Please contact us before customization for confirmation]			
PP	PP	22000	7.70				
Wire link pitch (mm)	Shaft diameter (mm)	Back bending radius (minimum value) mm	Due to the limitation of sprocket position, it is recommended not to use non-standard width.				
25.4	6	25					

**7700 series optional standard width (MM)**

76.2	152.4	228.6	304.8	381	457.2	533.4	609.6	685.8	762	838.2	914.4
990.6	1066.8	1143	1219.2	1295.4	1371.6						

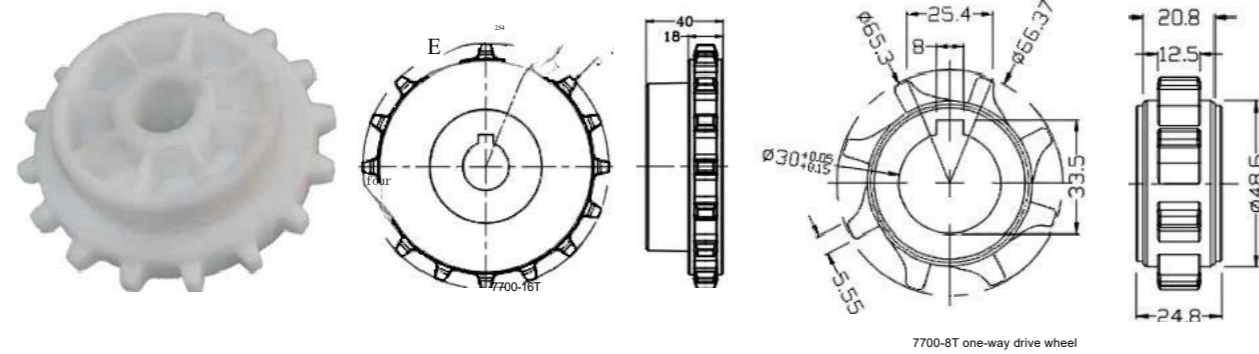
chain wheel



specifications	number of teeth	aperture (mm)		D component mm	D top mm	shaping way
		fenestra	square hole			
7700-8T	8	30		66.37	66.40	produce plastic articles by injection moulding
7700-16T	16	22/35		130.2	130.5	
7700-18T	18	20-60		146.3	146.9	machining
7700-21T	21	25-70		170.3	170.7	
7700-25T	25	30-70		202.7	204.2	

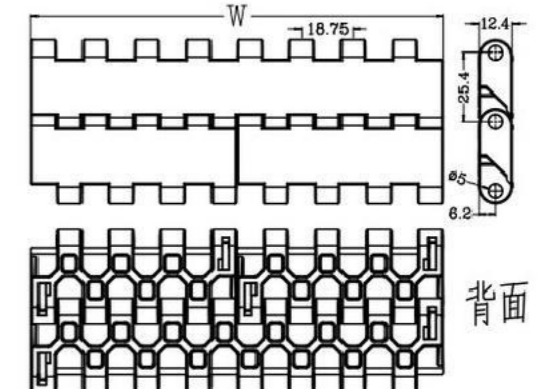

Special tooth number can be customized, shaft diameter can be square hole \ round hole.  
The material of the injection molding wheel can be selected as POM/PP/PA, and the machining material can be selected as PA/PP.

The machining thickness is 35



7700-8T one-way drive wheel

P Q 1 3 0 0 flat plate mesh chain

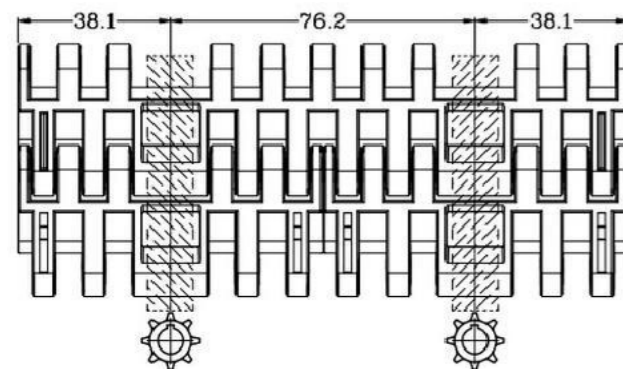


Wire mesh material	Die material	service load Newton/metre (23°C)	Network chain weight (kg/m <sup>2</sup> )	W standard width (mm)		
				Single chip width		Combination and assembly
POM	PP	30000	10.0	75	150	N=75nN Note: N,n is an integer multiple increment; W is the nominal width; due to different material shrinkage rates, the actual width of the mesh belt is smaller by 0.1% to 0.3%. [Please contact us before customization for confirmation]
	PBT	31000	10.1			
PP	PP	16000	6.5			
PE	PE	12000	6.9			
Wire link pitch (mm)	Shaft diameter (mm)	Back bending radius (minimum value) mm	W nonstandard width			
25.4	5.0	25	W=75+18.75n			

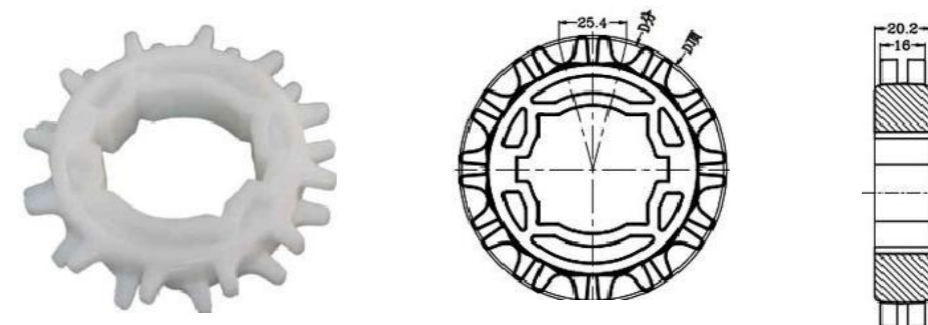
Optional standard width (MM)

75	150	225	300	375	450	525	600	675	750	825	900
975	1050	1125	1200	1275	1350	1425	1426	1427	1428	1429	1430

Standard installation position of PQ7700 series gear



Chain wheel




specifications	number of teeth	aperture (mm)		D component mm	D top mm	shaping way
		fenestra	square hole			
1300-12T	12	48	38.1	98.14	100.4	produce plastic articles by injection moulding
300-18T	18		40/50	46.27	150.65	

Special tooth number can be customized, shaft diameter can be square hole \ round hole.

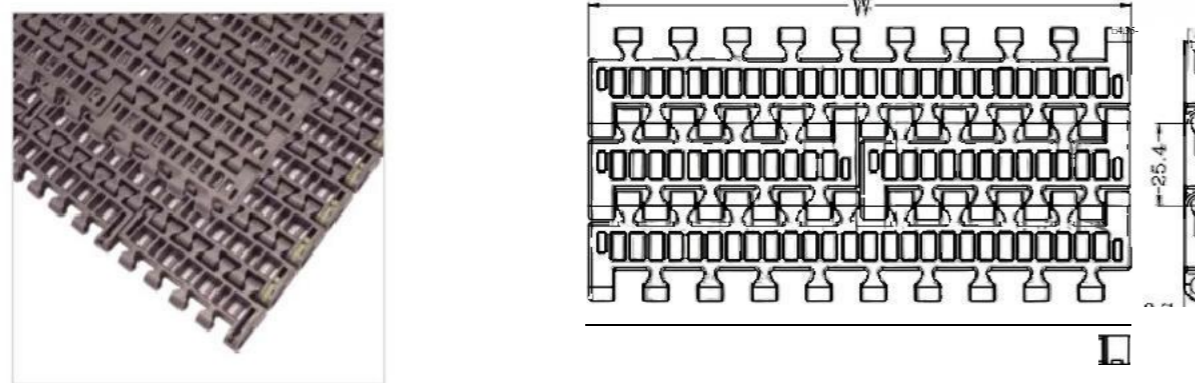
The material of the injection molding wheel can be selected as POM/ PP/ PA, and the machining material can be selected as PA/ PP.

**PQ 1 6 0 1 flat plate net chain**



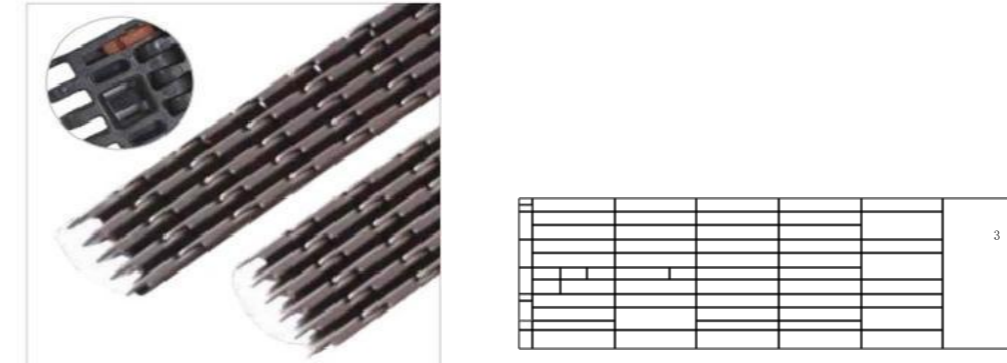
Wire mesh material	Dial material	service load	Network chain weight	W standard width (mm)			Combination and assembly				
		Newton/metre (21°C)		Single chip width							
POM	Pp	21600	7.60	85	170	Fixed width: 83.8	W-85*W				
	PBT	21600		Note: N is an integer multiple increment; W is the nominal width; due to different material shrinkage rates, the actual width of the mesh belt is smaller by 0.1% to 0.3%. [Please contact us before customization to confirm]							
PP	Pp	12000	4.90								
Wire link pitch (mm)	Shaft diameter (mm)	Back bending radius (minimum value) mm	Due to the limitation of sprocket position, it is recommended not to use non-standard width.								
25.4	4.6	20									
<b>Optional standard width (MM)</b>											
85	170	255	340	425	510	595	680	765	850	935	1020
1105	1190	1275	1360	1445	1530	The fixed width is 83.8					

**PQ 1 6 0 2 flat grid chain**



Wire mesh material	Dial material	service load	Network chain weight	W standard width (mm)			Combination and assembly				
		Newton/metre (21°C)		Single chip width							
POM	PP	21600	5.50	85	170		W-85*W				
	PBT	21600		Note: N is an integer multiple increment; W is the nominal width; due to different material shrinkage rates, the actual width of the mesh belt is smaller by 0.1% to 0.3%. [Please contact us before customization to confirm]							
PP	PP	12000	3.60								
Wire link pitch (mm)	Shaft diameter (mm)	Back bending radius (minimum value) mm	Due to the limitation of sprocket position, it is recommended not to use non-standard width.								
25.4	4.6	20									
<b>Optional standard width (MM)</b>											
85	170	255	340	425	510	595	680	765	850	935	1020
1105	1190	1275	1360	1445	1530						

**PQ1600 fixed width ribbed mesh chain**

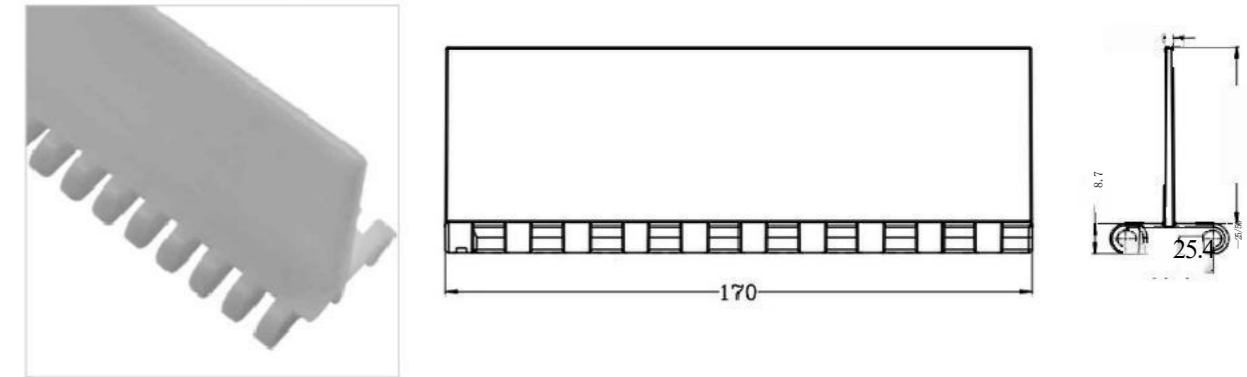


Wire mesh material	Network chain width	Dial material	service load	Network chain weight	Wire link pitch	Shaft diameter	Back bend radius
			Newton (21°C)				
POM	30	PBT	700	0.39	25.4	4.6	280
	38.5		950	0.50			
	47		1120	0.60			
	58		1400	0.75			
PP	30	PP	315	0.27	25.4	4.6	280
	38.5		415	0.33			
	47		500	0.40			
	58		650	0.49			

The ideal ratio between rib thickness and voids provides efficient support for most unstable products, such as PET bottles, cans, and three-piece cans with potal bases. This design optimizes fluid discharge and enhances mechanical strength.

Note: W is the nominal width; due to different material shrinkage rate, the actual width of the mesh belt is smaller by 0.1% to 0.3%. [Please contact us before customization to confirm]

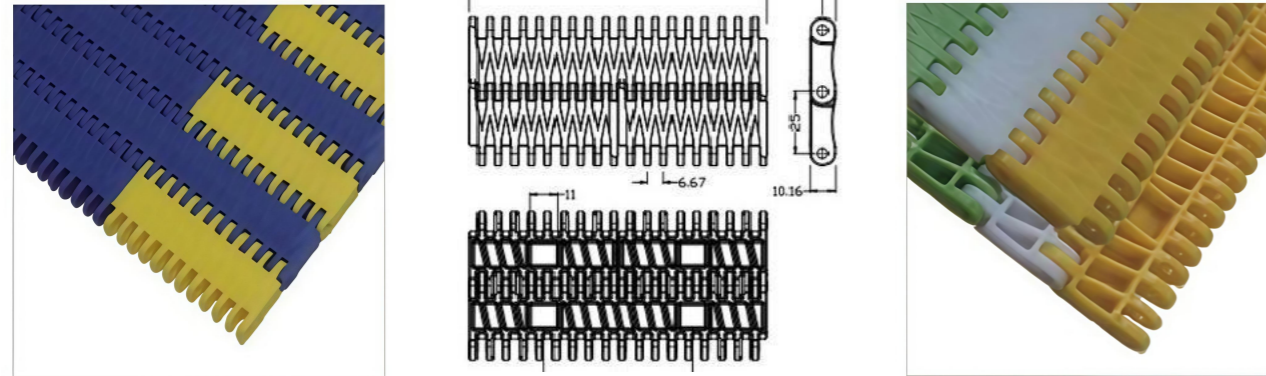
**PQ 1 6 0 0 flat plate baffle**



**PQ 1 6 0 2 with limit foot**



**PQ 5202 flat plate chain**

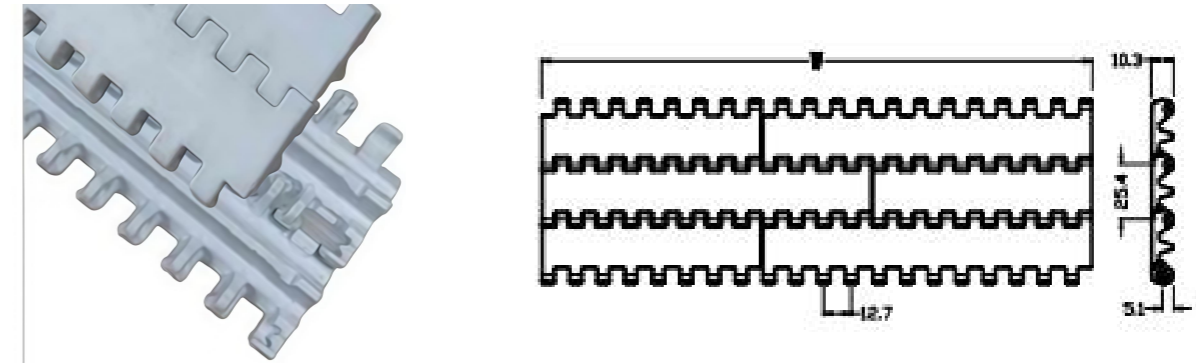


Wire mesh material	Die material	service load Newton/metre (21°C)	Network chain weight kg/m <sup>2</sup>	W standard width (mm)		
				Single chip width		Combination and assembly
POM	PP	38000	8.6	60	120	W=60 increment 60
	PBT	65000	8.8	Note: Nn is an integer multiple increment; W is the nominal width; due to different material shrinkage rates, the actual width of the mesh belt is 0.1% to 0.3% smaller. [Please contact us before customization]		
PP	PP	22000	5.7			
Wire link pitch (mm)	Shaft diameter (mm)	Back bending radius (minimum value) mm	W nonstandard width			
25	4.0	R220				

**Optional standard width (MM)**

60	120	<b>180</b>	240	300	360	420	480	540	600	660	720
<b>780</b>	840	900	960	1020	1080	1140	1200	1260	1320	1380	1440

**PQ 100A flat mesh chain**

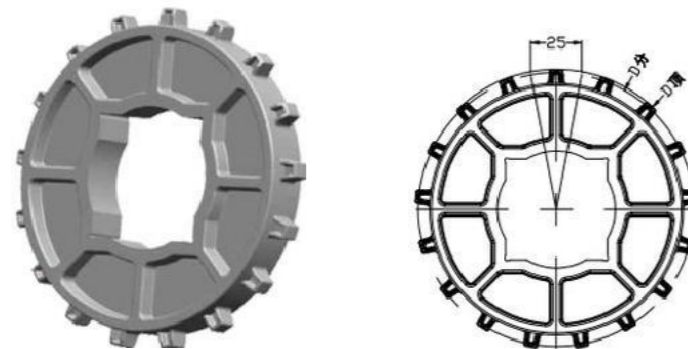


Wire mesh material	Die material	service load Newton/metre (21°C)	Network chain weight kg/m <sup>2</sup>	W standard width (mm)		
				Single chip width		Combination and assembly
POM	PP	22000	7.8	edge : 101.6/152.4	Chinese: 152.4	W=254*152.4mm
	PBT	28000	8.0	Note: Nn is an integer multiple increment; W is the nominal width; due to different material shrinkage rates, the actual width of the mesh belt is 0.1% to 0.3% smaller. [Please contact us before customization]		
PP	PP	17000	5.4			
Wire link pitch (mm)	Shaft diameter (mm)	Back bending radius (minimum value) mm	W nonstandard width			
25.4	4.6	R225	W=152.4*12.7mm			

**Optional standard width (MM)**

254	304.8	355.6	406.4	457.2	508	558.8	609.6	660.4	711.2	762	812.8
863.6	914.4	965.2	1016	1066.8	1117.6	1168.4	1219.2	1270	1320.8		

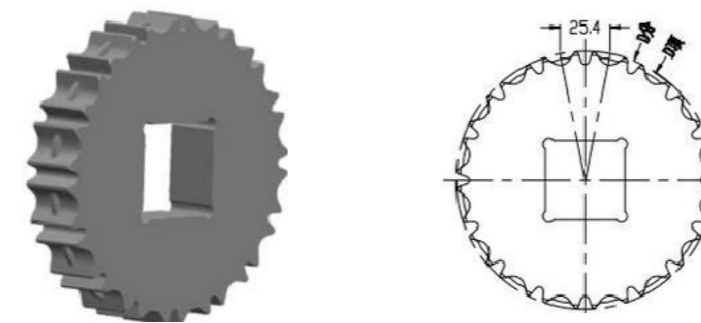
**chain wheel**



specifications	number of teeth	Diameter (mm)		D component mm	D top mm	shaping way
		fenestra	square hole			
5202-16T	16T	30-50		128.2	131	machining
5202-17T	17T		50	136	139	produce plastic articles by injection moulding
5202-18T	18T	30-60		144	147	machining
5202-21T	21T	40-70		167.8	171	machining

Special tooth number can be customized, shaft diameter can be square hole \ round hole.  
The injection molding material is POM/PA6, and the machining material can be PA/PP.

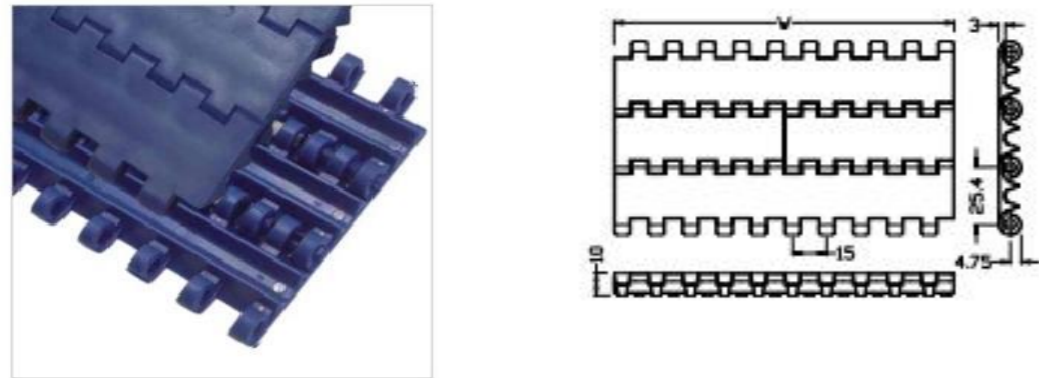
**chain wheel**



specifications	number of teeth	aperture (mm)		D component mm	D top mm	shaping way
		fenestra	square hole			
100A-6T	6	20-25		50.8	46	machining
100A-10T	10	20-30		82.2	81	
100A-12T	12	25-40		98.1	97	
100A-16T	16	30-60		130.2	128.5	
100A-20T	20	40-70		162.4	162	

Special tooth number can be customized, shaft diameter can be square hole \ round hole.  
Chain wheel material can be PA/PP/POM.

PQ 2 0 0 A flat plate network chain

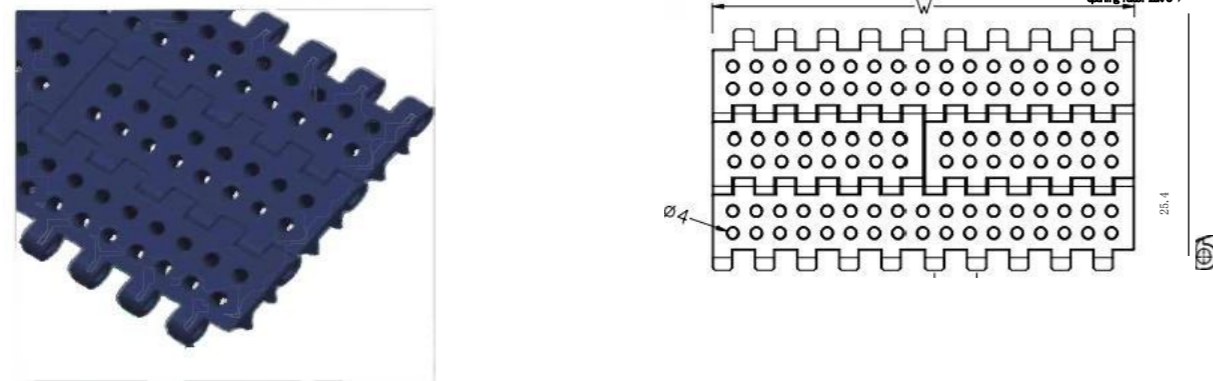


Wire mesh material	Die material	service load	Network chain weight	W standard width (mm)		
		Newton/metre (21°C)	(kg/m <sup>2</sup> )	Single chip width		Combination and assembly
POM	PP	15200	7.6	75	150	W=75N
	PBT	15200	7.7	Note: N,n is an integer multiple increment; W is the nominal width; due to different material shrinkage rates, the actual width of the mesh belt is smaller by 0.1% to 0.3%. [Please contact us before customization for confirmation]		
PP	8000	5.2				
PE	PE	7500	5.40			
Wire link pitch (mm)	Shaft diameter (mm)	Back bending radius (minimum value) mm	W nonstandard width			
25.4	4.6	30	W=75+15n			

Optional standard width (MM)

75	150	225	300	375	450	525	600	675	750	825	900
975	1050	1125	1200	1275	1350	1425	1426	1427	1428	1429	1430

PQ200B round hole mesh chain

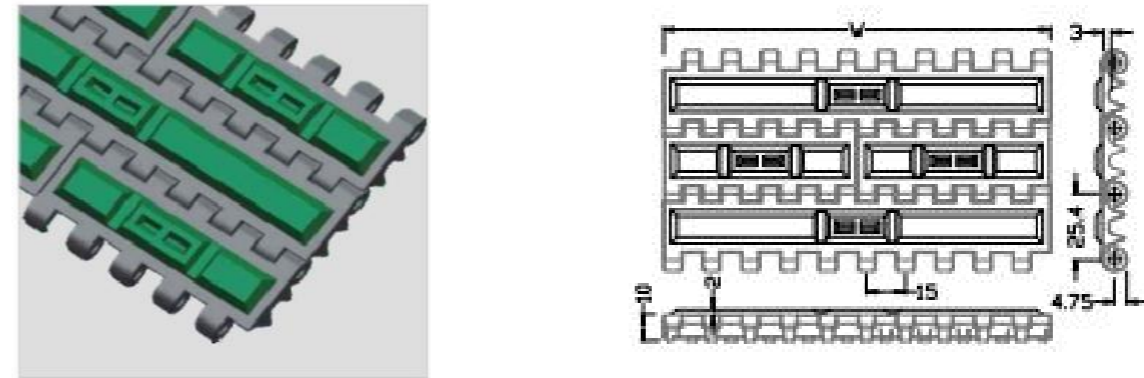


Wire mesh material	Die material	service load	Network chain weight	W standard width (mm)		
		Newton/metre (21°C)	(kg/m <sup>2</sup> )	Single chip width		Combination and assembly
POM	PP	15200	6.6	75	150	W=75N
	PBT	15200	6.7	Note: N,n is an integer multiple increment; W is the nominal width; due to different material shrinkage rates, the actual width of the mesh belt is smaller by 0.1% to 0.3%. [Please contact us before customization for confirmation]		
PP	8000	4.3				
PE	PE	7500	4.4			
Wire link pitch (mm)	Shaft diameter (mm)	Back bending radius (minimum value) mm	W nonstandard width			
25.4	4.6	30	W=75+15n			

Optional standard width (MM)

75	150	225	300	375	450	525	600	675	750	825	900
975	1050	1125	1200	1275	1350	1425	1426	1427	1428	1429	1430

P Q 2 0 0 E adhesive mesh chain

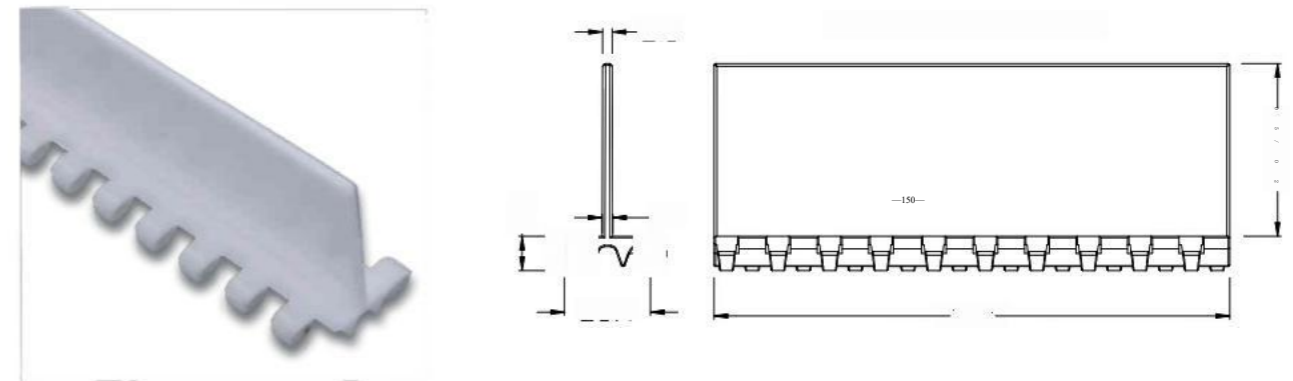


Wire mesh material	Die material	service load	Network chain weight	W standard width (mm)		
		Newton/metre (21°C)	(kg/m <sup>2</sup> )	Single chip width		Combination and assembly
PP	PP	8000	6.0	75	150	W=75N
	PBT	8000	6.1	Note: N,n is an integer multiple increment; W is the nominal width; due to different material shrinkage rates, the actual width of the mesh belt is smaller by 0.1% to 0.3%. [Please contact us before customization for confirmation]		
PE	PE	7500	5.40			
Wire link pitch (mm)	Shaft diameter (mm)	Back bending radius (minimum value) mm	W nonstandard width			
25.4	4.6	30	W=75+15n			

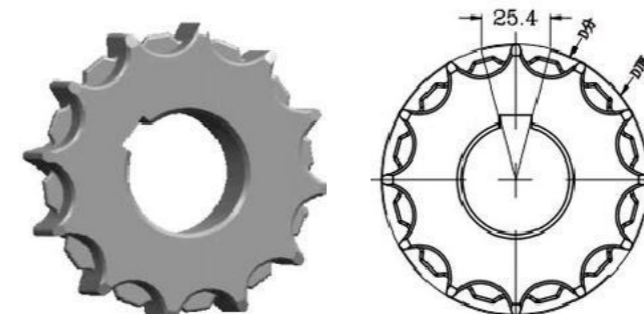
Optional standard width (MM)

75	150	225	300	375	450	525	600	675	750	825	900
975	1050	1125	1200	1275	1350	1425	1426	1427	1428	1429	1430

200A tablet base baffle



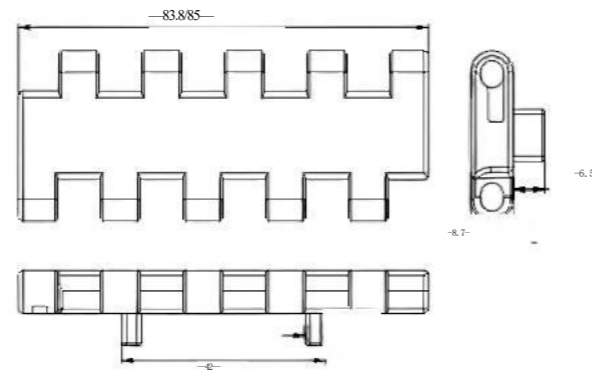

Chain wheel



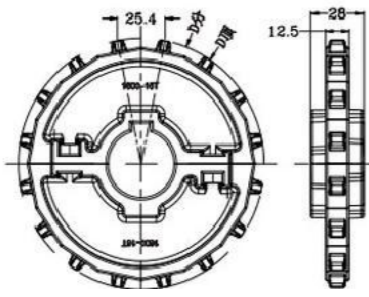
specifications	number of teeth	aperture (mm)		D component mm	D top mm	shaping way
		fenestra	square hole			
200-8T	8	25		66.37	65	Note: Injection molding; 22 thick
200-12T	12	30-40		98.14	99	Note: Injection molding; 25 thick
200-16T	16		38.1/40	130.2	131	
200-20T	20	35-60		162.37	163	machining

Special tooth number can be customized, shaft diameter can be square hole \ round hole.  
The material of the injection molding wheel can be selected from nylon + fiber, and the machining material can be selected from PA/PP.

PQ 1 6 0 0 guide limit foot



chain wheel



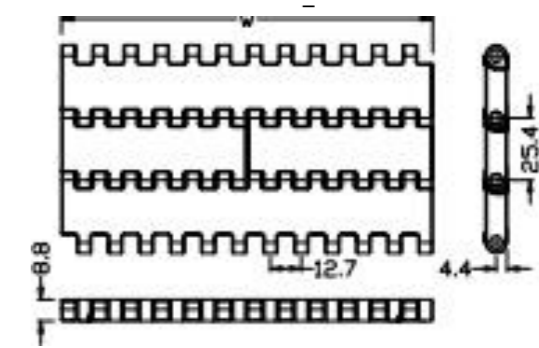

Machine processing thickness:  
30

specifications	number of teeth	aperture (mm)		D component	D top	shaping way
		fenestra	square hole			
600-16T	16	30/35/40		130.2	130.1	Split injection molding
1600-8T	8	20-30		66.4	64.5	Integrated machining
600-10T	10	25-35		82.2	81.3	
600-18T	18	30/35/40		146.3	147.2	Split injection molding
600-21T	21	30-60		170.4	171.6	Integrated machining

Special tooth number can be customized, shaft diameter can be square hole round hole.  
The material of the injection molding wheel is: PA+GF 30, and the machining material can be selected PA/PP.



PQ 1 6 0 A flat plate network chain

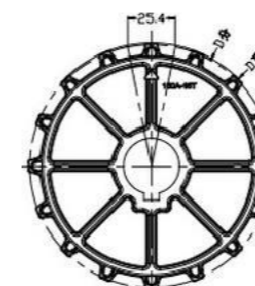


Wire mesh material	Dial material	service load Newton/metre (21°C)	Network chain weight (kg/m <sup>2</sup> )	W standard width (mm)							
				Single chip width				Combination and assembly			
POM	PBT	35000	8.4	76	152	W=76*N					
	PP	35000	8.3	Note: N is an integer multiple increment; W is the nominal width; due to different material shrinkage rates, the actual width of the mesh belt is smaller by 0.1% to 0.3%. [Please contact us before customization to confirm]							
PP	PP	20000	5.3								
Wire link pitch (mm)		Shaft diameter (mm) Back bending radius (minimum value) mm		Due to the limitation of sprocket position, it is recommended not to use non-standard width.							
25.4	4.8	25									
<b>Optional standard width (MM)</b>											
76	152	228	304	380	456	532	608	684	760	836	912
988	1064	1140	1216	1292	1368						

PQ 1 6 0 A baffle



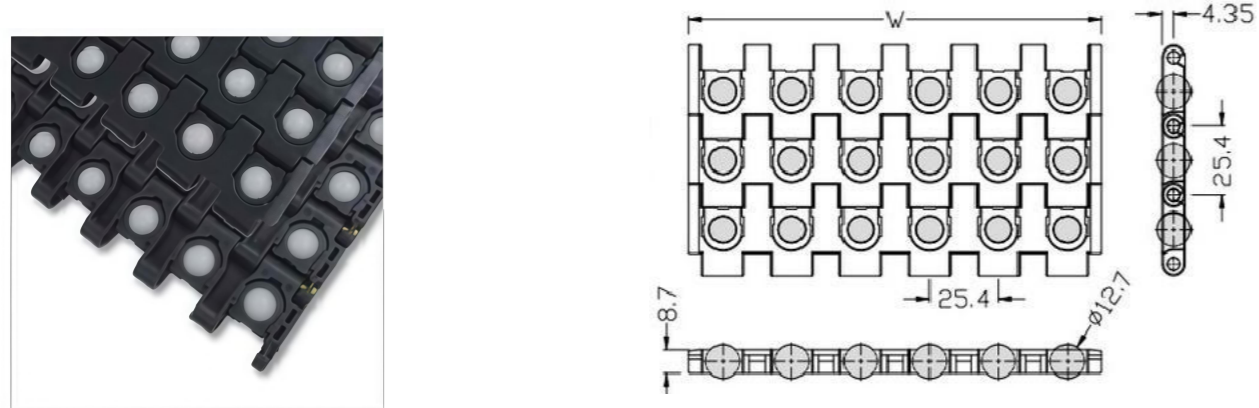
chain wheel



specifications	number of teeth	aperture (mm)		D component	D top	shaping way
		fenestra	square hole			
160A-13T	13	30-50		106.1	108	machining
160A-16T	16	30		130.2	132	produce plastic articles by injection moulding
160A-18T	18		60	146.3	148	
160A-19T	19		60	154.34	156	
160A-20T	20	40-70		162.4	164	machining

Special tooth number can be customized, shaft diameter can be square hole round hole.  
The material of the injection molding wheel is POM/PAG, and the machining material can be selected as nylon.

**PQ23 5 6 omnidirectional ball net chain**

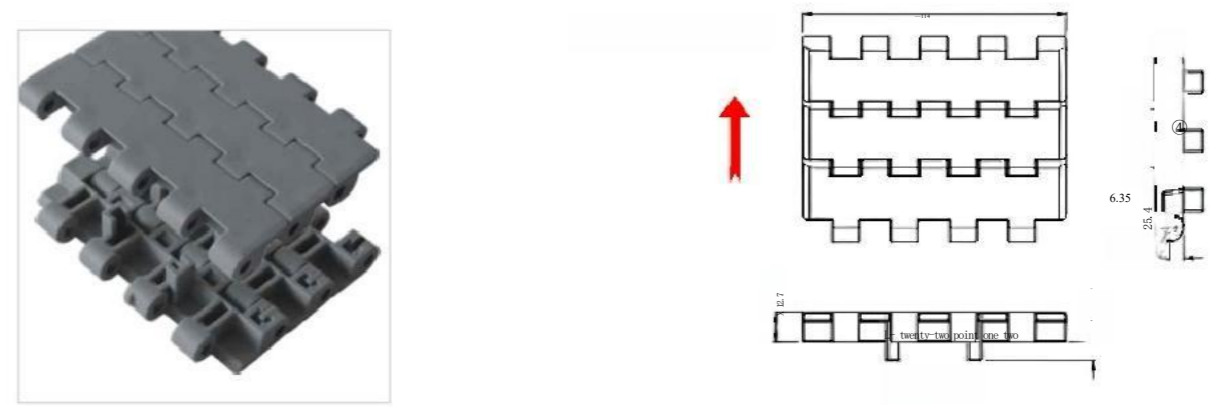


Wire mesh material	Die material	service load	Network chain weight	W standard width (mm)		
		Newton/metre (21°C)	(kg/m)	Single chip width		Combination and assembly
POM	PP	16000	9.2	76.2	152.4	W=76.2N
	PBT	21900	9.3	Note: N.n is an integer multiple increment; W is the nominal width; due to different material shrinkage rates, the actual width of the mesh belt is 0.1% to 0.3% smaller. [Please contact us before customization for confirmation]		
PP	PP	14000	6.0			
Wire link pitch (mm)	Shaft diameter (mm)	Back bending radius (minimum value) mm	W nonstandard width			
25.4	4.7	20	W=76.2+25.4n			

**Optional standard width (MM)**

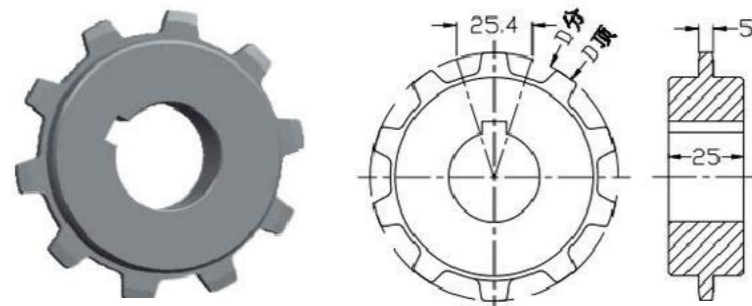
76.2	152.4	228.6	304.8	381	457.2	533.4	609.6	685.8	762	838.2	914.4
990.6	1066.8	1143	1219.2	1295.4	1371.6						

**PQ 41 00 fixed width flat plate chain**



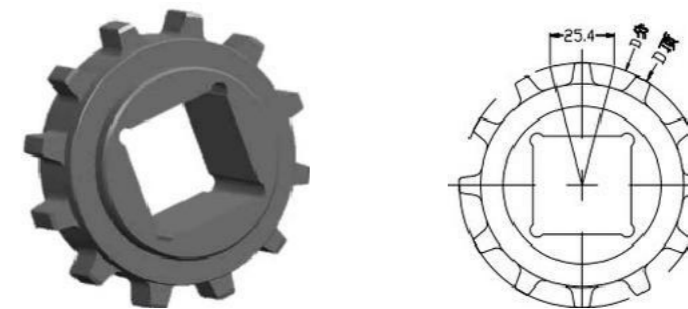
Wire mesh material	Die material	service load	Network chain weight	apply				
		Newton/metre (21°C)	(kg/m)					
POM	PP	3800	1.62	The design is robust and durable, ideal for hard glass applications; the smooth flat surface makes lateral movement easier, ideal for container handling; a sprocket can be placed in the center when equipped with guide feet, or one to two sprockets when not equipped with guide feet.				
	PBT	4500	1.68					
Wire link pitch (mm)	Diameter of pin (mm)	Back bending radius (minimum value) mm						
25.4	6.0	R30						

**Chain wheels**



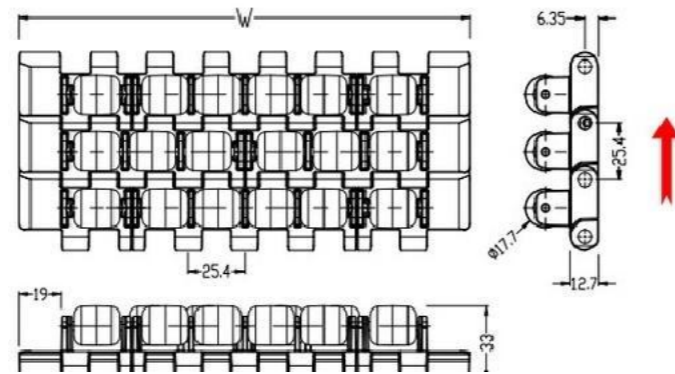
specifications	number of teeth	aperture (mm)		D component	D top	shaping way
		fenestra	square hole	mm	mm	
2253-07	8	20-30		66.4	66.6	machining
2253-10T	10	25-40		82.2	82.4	
2253-12T	12	25-40		98.1	98.3	
2253-14T	14	30-50		114.15	115.3	
2253-16T	16	30-50		130.2	130.4	
2253-18T	18	30-50		146.3	146.5	
2253-20T	20	35-60		162.4	162.6	
Special tooth number can be customized, shaft diameter can be square hole \ round hole. The material of machining can be PA/PP.						

**Chain wheel**



specifications	number of teeth	aperture (mm)		D component	D top	shaping way
		fenestra	square hole	mm	mm	
H400-12	12	25-40		99	99.5	machining
H400-18	18	25-60		148	149	
Special tooth number can be customized, shaft diameter can be square hole \ round hole. The material of machining can be PA/PP.						

**P Q 1 6 0 0 roll Pearl mesh chain**



Wire mesh material	Die material	service load Newton/metre (21°C)	Network chain weight (kg/m <sup>2</sup> )	W standard width (mm)		
				Single chip width		Combination and assembly
POM	PP	36000	26.7	Left: 50.8/101.6 Middle: 101.6/152.4 Right: 50.8/101.6	W=152.4 increment 50.8	
	PBT	37000	26.8	Note: N,n is increased by integer multiples; W is the nominal width, due to different material shrinkage rates, the actual width of the mesh belt may be 0.1% to 0.3% smaller. [Please contact us before customization for confirmation]		
Wire link pitch (mm)	Shaft diameter (mm)	Back bending radius (minimum value) mm	W nonstandard width			
25.4	6.0	75	W=152.4+25.4*n			

**Optional standard width (MM)**

152.4	203.2	254	304.8	355.6	406.4	457.2	508	558.8	609.6	660.4	711.2
762	812.8	863.6	914.4	965.2	1016	1066.8	1117.6	1168.4	1219.2		

**P Q 7 0 0 1 flat plate net chain**

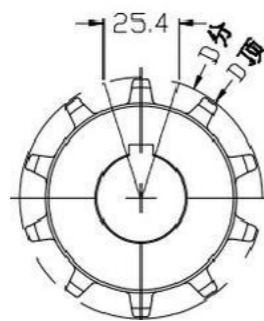


Wire mesh material	Die material	service load Newton/metre (21°C)	Network chain weight (kg/m <sup>2</sup> )	W standard width (mm)		
				Single chip width		Combination and assembly
POM	PP	52000	7.3	edge : 50.8	Chinese: 152.4	edge : 101.6
	PBT	55000	7.4	Note: N,n is an integer multiple increment; W is the nominal width; due to different material shrinkage rates, the actual width of the mesh belt is 0.1% to 0.3% smaller. [Please contact us before customization]		
PP	PP	22000	4.7			
PE	PE	7500	5.0	W nonstandard width		
Wire link pitch (mm)	Shaft diameter (mm)	Back bending radius (minimum value) mm				
27.2	4.6	35		W=152.4+8.47*n		

**Optional standard width (MM)**

152.4	304.8	457.2	609.6	762	914.4	1066.8	1219.2	1371.6	1524	1676.4	1828.8
1981.2	2132.8	2286	2438.4								

**chain wheel**

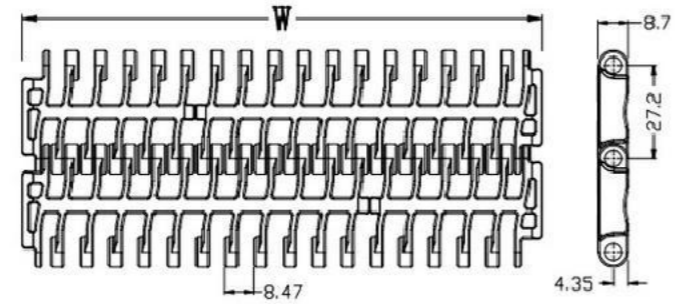



specifications	number of teeth	aperture (mm)		D component mm	D top mm	shaping way
		fenestra	square hole			
1400Z-8T	8	20-30		66.37	65	machining
1400Z-10 T	10	25-35		82.20	81	
1400Z-16 T	16	30-40		130.20	129	
1400Z-18 T	18	30-60		146.27	145	
1400Z-21 T	21	30-60		170.42	169	

Special tooth number can be customized, shaft diameter can be square hole \ round hole.  
The machining material can be POM/PP.

**PQ 8 0 2 series skirt**

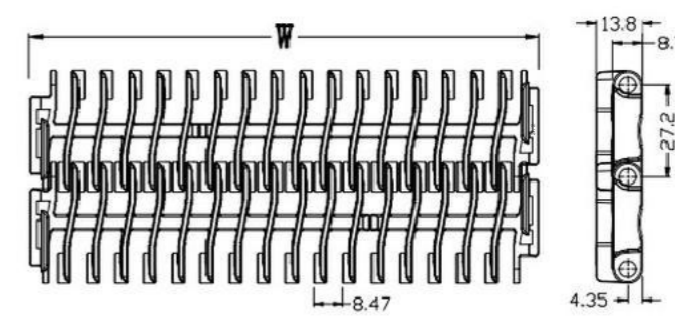



**PQ 9 0 0 2 grid network chain**


Wire mesh material	Dial material	service load	Network chain weight	W standard width (mm)			Combination and assembly
		Newton/metre (21°C)	(kg/m <sup>2</sup> )	Single chip width			
POM	PP	52000	5.6	edge : 50.8	Chinese: 254/203	edge : 101.6	W=152.4#N
	PBT	55000	5.7	Note: N.n is an integer multiple increment; W is the nominal width; due to different material shrinkage rate, the actual width of the mesh belt is smaller by 0.1% to 0.3%. [Please contact us before customization to confirm]			
PP	PP	22000	3.7				
PE	PE	7500	3.96				
Wire link pitch (mm)	Shaft diameter (mm)	Back bending radius (minimum value) mm	W nonstandard width				
27.2	4.6	25	W=152.4+8.47#n				

**Optional standard width (MM)**

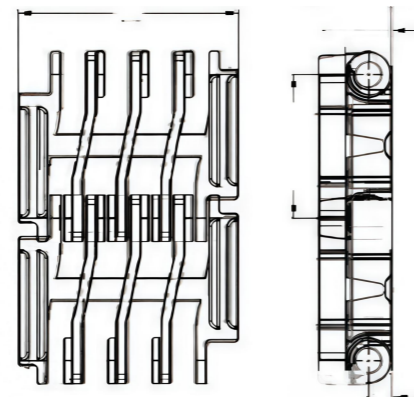
152.4	304.8	457.2	609.6	762	914.4	1066.8	1219.2	1371.6	1524	1676.4	1828.8
1981.2	2133.6	2286	2438.4								


**PQ 9 0 0 3 Convex ribbed chain**


Wire mesh material	Dial material	service load	Network chain weight	W standard width (mm)			Combination and assembly
		Newton/metre (21°C)	(kg/m <sup>2</sup> )	Single chip width			
POM	PP	52000	7.9	edge : 50.8	Chinese: 254/203	edge : 101.6	W=152.4#N
	PBT	55000	8.0	Note: N.n is an integer multiple increment; W is the nominal width; due to different material shrinkage rates, the actual width of the mesh belt is slightly smaller by 0.1% to 0.3%. [Please contact us before customization to confirm]			
PP	PP	22000	5.0				
PE	PE	7500	5.4				
Wire link pitch (mm)	Diameter of pin (mm)	Back bending radius (minimum value) mm	W nonstandard width				
27.2	4.6	25	W=152.4+8.47#n				

**Optional standard width (MM)**

152.4	304.8	457.2	609.6	762	914.4	1066.8	1219.2	1371.6	1524	1676.4	1828.8
1981.2	2133.6	2286	2438.4								

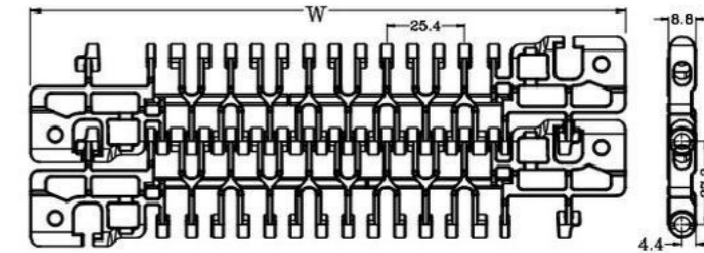
**PQ 900 5 ribbed fixed width mesh chain**


**PQ 9005 flat round hole chain**


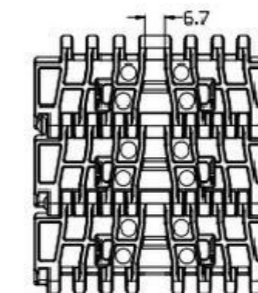

Wire mesh material	Dial material	service load	Network chain weight (kg/m <sup>2</sup> )	W standard width (mm)							
		Newton/metre (21°C)		Single chip width			Combination and assembly				
POM	PP	52000	7.1	edge : 50.8	Chinese: 152.4	edge : 101.6	W=152.4n				
	PBT	55000		Note: Nn is an integer multiple increment; W is the nominal width; due to different material shrinkage rate, the actual width of the mesh belt is smaller by 0.1% to 0.3%. [Please contact us before customization to confirm]							
PP	PP	22000	4.6								
PE	PE	7500	4.85								
Wire link pitch (mm)	Shaft diameter (mm)	Back bending radius (minimum value) mm	W nonstandard width								
27.2	4.6	35	W=152.4+8.47n								
Optional standard width (MM)											
152.4	304.8	457.2	609.6	762	914.4	1066.8	1219.2	1371.6	1524	1676.4	1828.8
1981.2	2133.6	2286	2438.4								

**PQ 9006 flat adhesive mesh chain**


Wire mesh material	Dial material	service load	Network chain weight (kg/m <sup>2</sup> )	W standard width (mm)							
		Newton/metre (21°C)		Single chip width			Combination and assembly				
POM+PE	PP	22000	7.2	edge : 50.8	Chinese: 152.4	edge : 101.6	W=152.4n				
Note: Nn is an integer multiple increment; W is the nominal width, and the actual width tolerance is 0.3% due to different material shrinkage rates. [Please contact us before customization]											
Wire link pitch (mm)	Shaft diameter (mm)	Back bending radius (minimum value) mm	W nonstandard width								
27.2	4.6	35	W=150.4n+8.46n								
Optional standard width (MM)											
152.4	304.8	457.2	609.6	762	914.4	1066.8	1219.2	1371.6	1524	1676.4	1828.8
1981.2	2133.6	2286	2438.4								

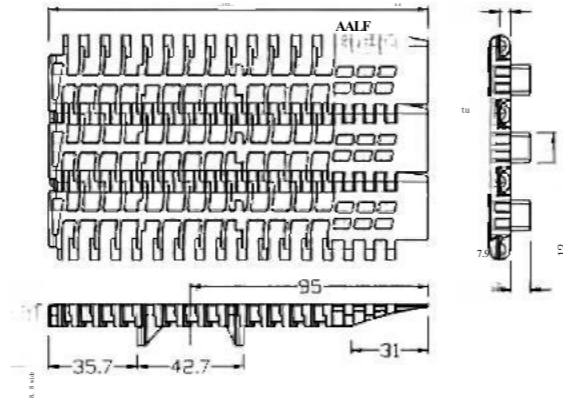
**PQ 9007 new flat grid chain**


Wire mesh material	Dial material	service load	Network chain weight (kg/m <sup>2</sup> )	W standard width (mm)							
		Newton/metre (21°C)		Single chip width			Combination and assembly				
POM	PP	22000	5.7	edge : 135	Chinese: 152.4	edge : 160.3	W=295.3 increment 1 52.4				
	PBT	22000		Note: Nn is an integer multiple increment; W is the nominal width; due to different material shrinkage rate, the actual width of the mesh belt is smaller by 0.1% to 0.3%. [Please contact us before customization to confirm]							
PP	PP	12000	3.8								
PE	PE	7500	4.1								
Wire link pitch (mm)	Shaft diameter (mm)	Back bending radius (minimum value) mm	W nonstandard width								
27.2	4.7	25	W=295.3+25.4n								
Optional standard width (MM)											
295.3	447.7	600.1	752.5	904.9	1057.3	1209.3	1362.1	1514.5	1666.9	1819.3	1971.7
2124.1	2276.5	2428.9	2581.3	2733.7							


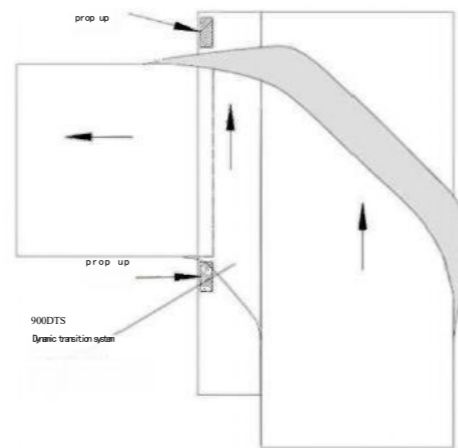
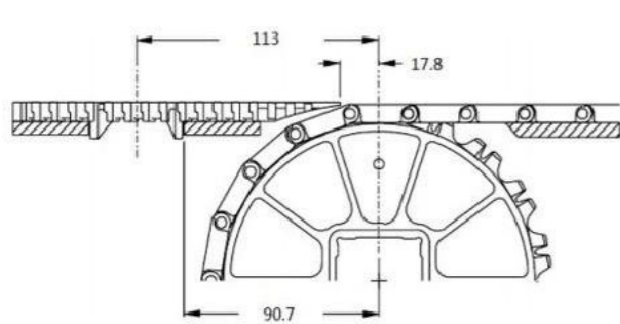
**PQ9 008 fixed width round hole chain**


Wire mesh material	Dial material	service load	Network chain weight
		Newton (21°C)	(kg/m)
POM	PP	3400	0.53
	PBT	3600	0.58
PP	PP	1700	0.38
Wire link pitch (mm)	Shaft diameter (mm)	Back bending radius (minimum value) mm	Can match the minimum number of teeth
27.2	4.6	35	8 teeth

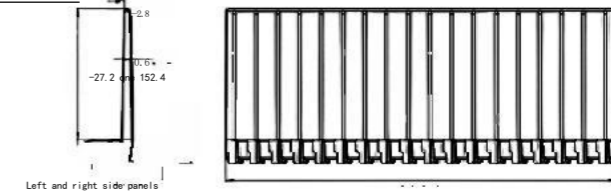
**PQ 900DTS, dynamic transition system**



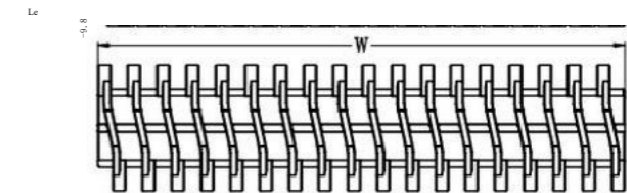

Wire mesh material	Dial material	service load		Network chain weight (kg/m)	The dynamic transition system is an integral component for achieving side transfer functionality. When products transition from the conveying conveyor belt to the pickup conveyor belt, the top of the conveying conveyor belt must be 1.5 mm higher than the pickup conveyor belt. When products move from the receiving conveyor belt to the edge of the conveying conveyor mesh belt, both should maintain equal height. Prior to actual operation, a support frame must be installed beneath the transition system to ensure no entanglement occurs at the junction. The sprocket teeth count of the mesh conveyor belt used in conjunction must be no less than 10 teeth.
		Newton (21°C)			
POM	PP	3300		0.89	
	PBT	3400		0.91	
	PP	1800		0.58	
Wire link pitch (mm)	Shaft diameter (mm)	Back bending radius (minimum value) mm		Can match the minimum number of teeth	
27.2	4.6	20		8 teeth	



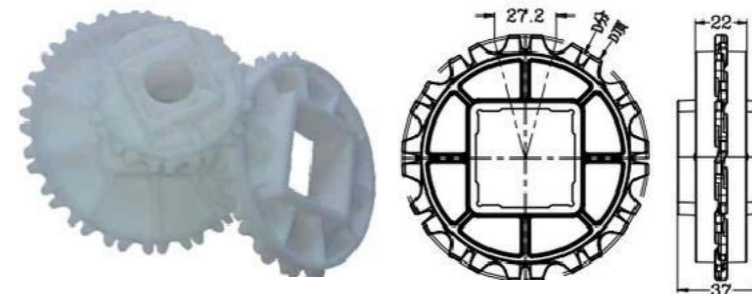
**PQ 6 00 series Pinger base anti-adhesive shield**



**PQ 6 00 tablet base baffle**



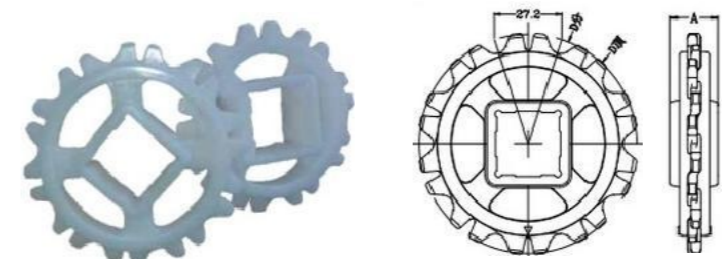
**Standard sprocket**



specification	number of teeth	Diameter (mm)		D component (mm)	D top (mm)	shaping way
		fenestra	square hole			
600-12T	12	25/30/32	25/30/34	105.1	107.4	produce plastic articles by injection molding
600-18T	18	30	38.1/40	56.6	160	
		40	65			
600-20T	20	40/50	60	73.87	178	

Special tooth number can be customized, shaft diameter can be square hole \ round hole.  
The material of the injection molding wheel can be selected as POM/PP/PA, and the machining material can be selected as PA/PP.

**Easy clean chain wheel**



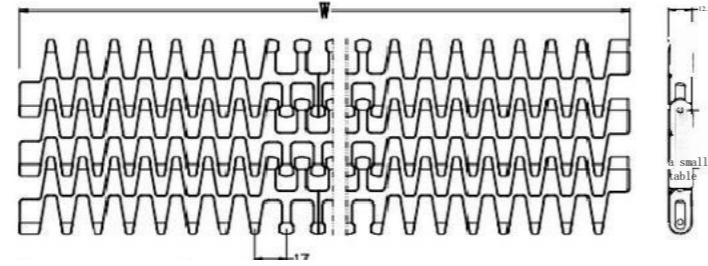
specifications	number of teeth	Diameter (mm)		D component (mm)	D top (mm)	A width (mm)	shaping way
		fenestra	square hole				
900-9T	9	25	25/38/3.53	80	25	produce plastic articles by injection molding	
900-10T	10	25	25/40	88	19		

Special tooth count can be customized, shaft diameter can be square hole \ round hole.  
The material of the injection molding wheel can be selected as POM/PP/PA, and the machining material can be selected as PA/PP.

**PQ 1 2 9 5 turn bend net chain**



Opening rate: 39% minimum inner turning radius is the same as ZE 12 85



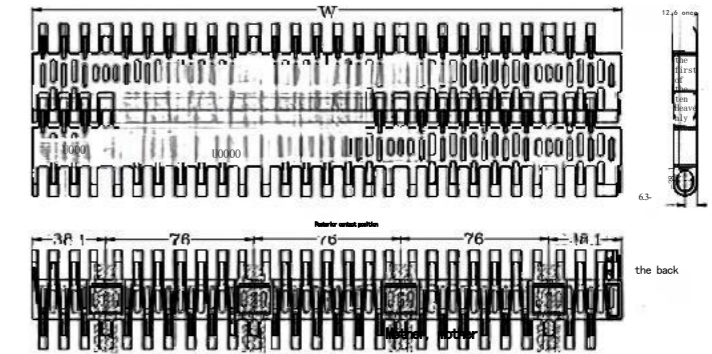
Suitable for S line transportation

Wire mesh material	Die material	service load	Network chain weight	W standard width (mm)		
		Newton/metre (21°C)	(kg/m <sup>2</sup> )	Single chip width		Combination and assembly
POM	PP	25000	8.0	edge : 255/170	Middle: 170	W=416.5 increment 161.5
	PBT	25000	8.1	Note: N.n is an integer multiple increment; W is the nominal width; due to different material shrinkage rate, the actual width of the mesh belt is smaller by 0.1% to 0.3%. [Please contact us before customization to confirm]		
PP	16000	5.2				
Wire link pitch (mm)	Shaft diameter (mm)	back bending radius (minimum value) mm	W nonstandard width			
31.75	5.0	25	W=416.5+17*n-8.5			

**Optional standard width (MM)**

195.5	297.5	348.5	416.5	501.5						
-------	-------	-------	-------	-------	--	--	--	--	--	--

**PQ 5 9 6 6 flat grid chain**

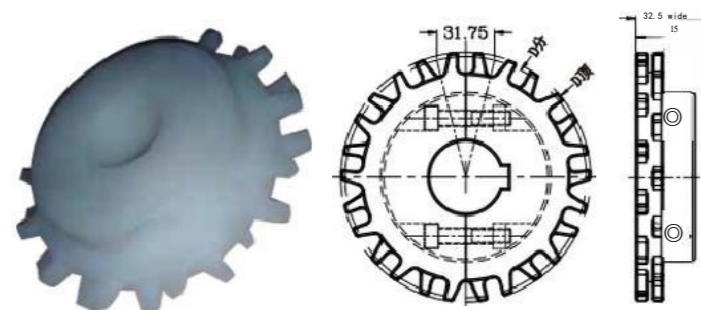


Wire mesh material	Die material	service load	Network chain weight	W standard width (mm)			
		Newton/metre (21°C)	(kg/m <sup>2</sup> )	Single chip width		Combination and assembly	
PP	PP	16000	5.0	Left: 304.8/152.4	Chinese: 76.2	Right: 304.8/152.4	W=304.8 increment 76.2
PE	PE	13000	5.3	Note: N.n is an integer multiple increment; W is the nominal width; due to different material shrinkage rates, the actual width of the mesh belt is 0.1% to 0.3% smaller. [Please contact us before customization to confirm]			
Wire link pitch (mm)	Shaft diameter (mm)	back bending radius (minimum value) mm					
38.1	6.2	20	W nonstandard width				
							W=152.4+76.2*n

**Optional standard width (MM)**

230	304.8	381	457.2	533.4	609.6	685.8	762			
-----	-------	-----	-------	-------	-------	-------	-----	--	--	--

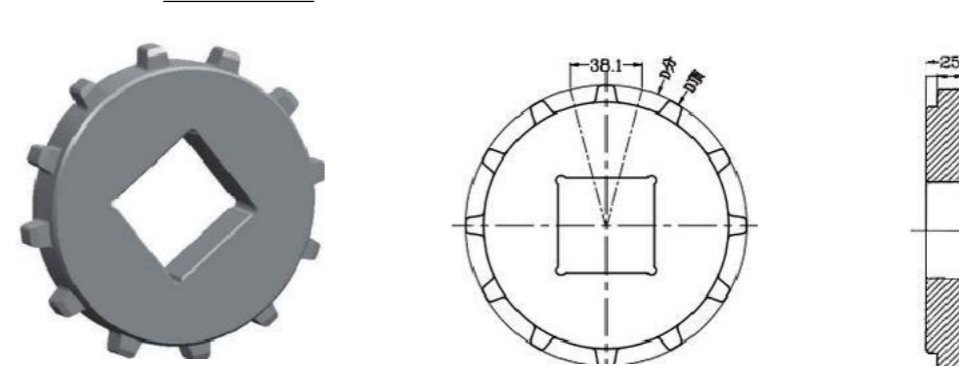
**Split chain wheel**



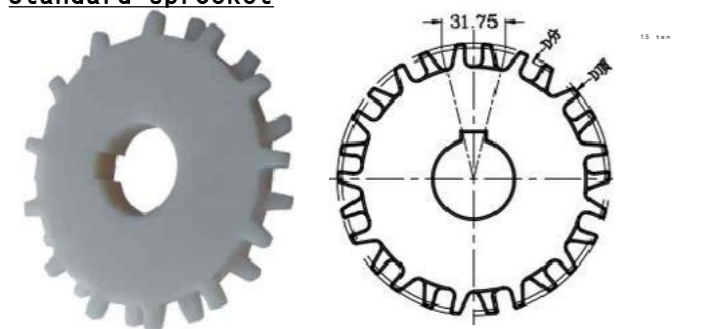
specifications	number of teeth	aperture (mm)		D component	D top	shaping way
		fenestra	square hole			
1255-10T	10	30-40		102.8	106.6	machining
1255-13T	13	30-40		132.7	137.5	
1255-15T	15	30-40		152.7	158.1	
1255-16T	16	30-40		162.8	168.3	

Special tooth number can be customized, shaft diameter can be square hole \ round hole.  
The material of the injection molding wheel can be selected PA+ GF30.

**chain wheel**



**Standard sprocket**



specifications	number of teeth	aperture (mm)		D component	D top	shaping way
		fenestra	square hole			
1255-10T	10	30-40		102.8	106.6	machining
1255-13T	13	30-40		132.7	137.5	
1255-15T	15	30-40		152.7	158.1	
1255-16T	16	30-40		162.8	168.3	

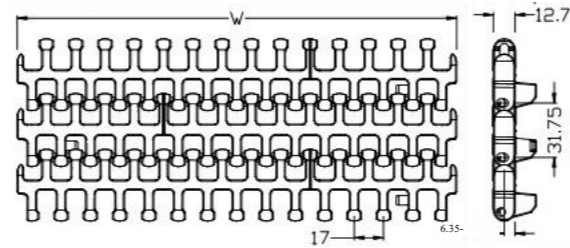
Special tooth number can be customized, shaft diameter can be square hole \ round hole.  
The material of the injection molding wheel can be selected PA+ GF30.



specifications	number of teeth	aperture (mm)		D component	D top	shaping way
		fenestra	square hole			
5966-12T	12	30-60		147.2	147	machining
5966-15T	15	30-70		183.2	183	
5966-18T	18	35-80		219.4	219	
5966-20T	20	35-80		243.5	243	

Special tooth number can be customized, shaft diameter can be square hole round hole.  
The material of the injection molding wheel can be selected as POM/ PP/ PA, and the machining material can be selected as PA/ PP.

**PQ 2 30 5 turn bend net chain**

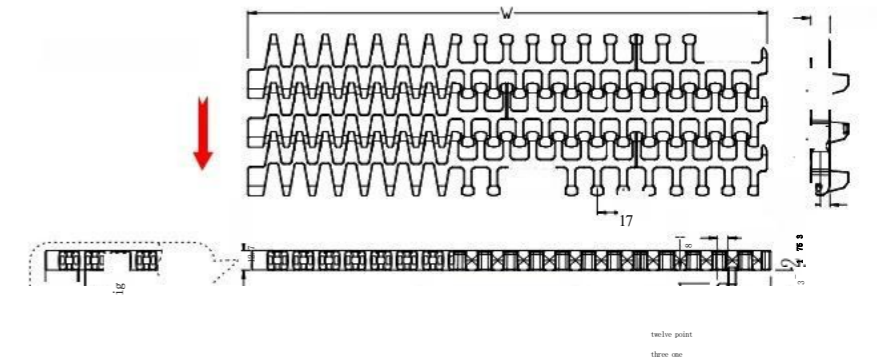


Wire mesh material	Dial material	service load Newton/metre (21°C)	Network chain weight (kg/m <sup>2</sup> )	W standard width (mm)			
				Single chip width		Combination and assembly	
POM	PP	25000	8.0	Left: 85 / 170	Middle: 170	Right: 85 / 170	W=255 increment 85
	PBT	25000	8.1	Note: Na is an integer multiple increment; W is the nominal width; due to different material shrinkage rate, the actual width of the mesh belt is smaller by 0.1% to 0.3%. [Please contact us before customization to confirm]			
PP	PP	16000	5.2				
Wire link pitch (mm)	Shaft diameter (mm)	Back bending radius (minimum value) mm	W nonstandard width				
31.75	5.0	25	W=170+17na				

**Optional standard width (MM)**

255	340	425	510	595	680	765	850	935	1020	1105	1190
1275	1360	1445	1530								

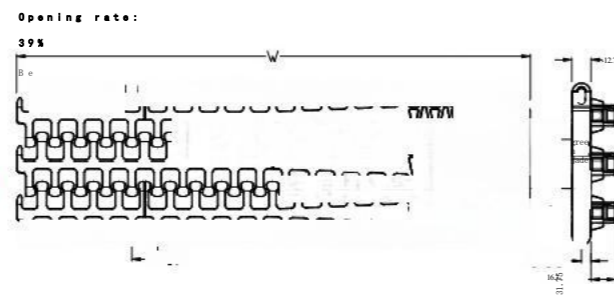
**PQ232 turn bend net chain**



Wire mesh material	Dial material	service load Newton/metre (21°C)	Network chain weight (kg/m <sup>2</sup> )	W standard width (mm)			
				Single chip width		Combination and assembly	
POM	PP	25000	8.0	Left: 85 / 170	Middle: 170	Right: 255 / 170	W=255 increment 85
	PBT	25000	8.1	Note: Na is an integer multiple increment; W is the nominal width; due to different material shrinkage rate, the actual width of the mesh belt is smaller by 0.1% to 0.3%. [Please contact us before customization to confirm]			
PP	PP	16000	5.2				
Wire link pitch (mm)	Shaft diameter (mm)	Back bending radius (minimum value) mm	W nonstandard width				
31.75	5.0	25	W=255+17na				

width (mm)	Minimum inner turning radius (mm)	width (mm)	Minimum inner turning radius (mm)	width (mm)	Minimum inner turning radius (mm)	width (mm)	Minimum inner turning radius (mm)
255	300	340	400	425	500	510	600
595	720	680	880	765	1080		

**PQ231 5 turns of bend net chain**



139 -21.5

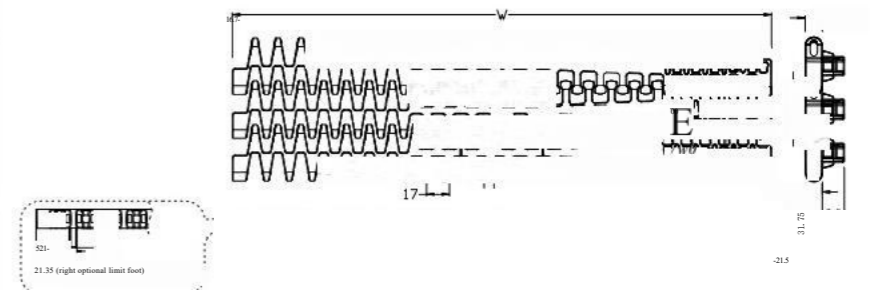
Wire mesh material	Dial material	service load Newton/metre (21°C)	Network chain weight (kg/m <sup>2</sup> )	W standard width (mm)			
				Single chip width		Combination and assembly	
POM	PP	25000	8.1	Left: 255 / 170	Middle: 170	Right: 85 / 170	W=255 increment 85
	PBT	25000	8.2	Note: Na is an integer multiple increment; W is the nominal width; due to different material shrinkage rate, the actual width of the mesh belt is smaller by 0.1% to 0.3%. [Please contact us before customization to confirm]			
PP	PP	16000	5.3				
Wire link pitch (mm)	Shaft diameter (mm)	Back bending radius (minimum value) mm	W nonstandard width				
31.75	5.0	25	W=255+17na				

width (mm)	Minimum inner turning radius (mm)	width (mm)	Minimum inner turning radius (mm)	width (mm)	Minimum inner turning radius (mm)	width (mm)	Minimum inner turning radius (mm)
255	510	340	680	425	850	510	1020
595	1190	680	1360	765	1530	850	1700
935	1870	1020	2040				

**Optional standard width (MM)**

255	340	425	510	595	680	765	850	935	1020	1105	1190
-----	-----	-----	-----	-----	-----	-----	-----	-----	------	------	------

**PQ233 turn bend net chain**



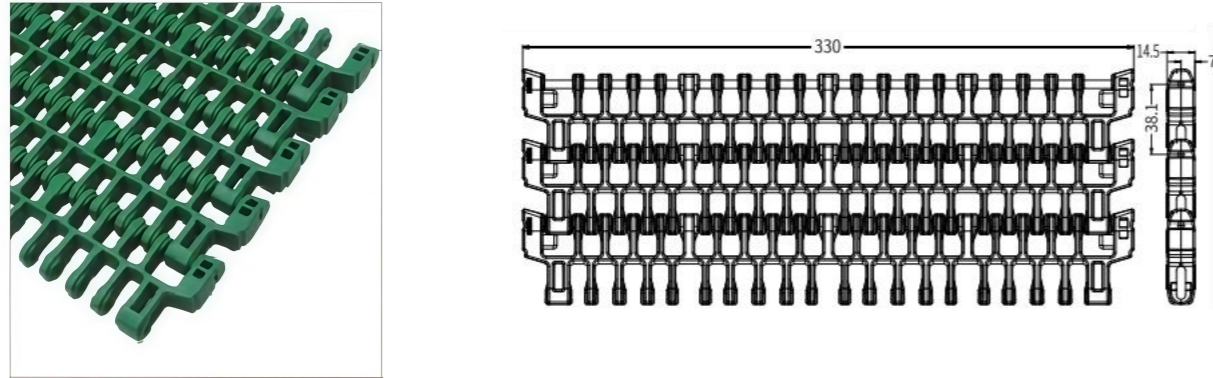
Wire mesh material	Dial material	service load Newton/metre (21°C)	Network chain weight (kg/m <sup>2</sup> )	W standard width (mm)			
				Single chip width		Combination and assembly	
POM	PP	25000	8.0	Left: 255 / 170	Middle: 170	Right: 255 / 170	W=425 increment 85
	PBT	25000	8.1	Note: Na is an integer multiple increment; W is the nominal width; due to different material shrinkage rate, the actual width of the mesh belt is smaller by 0.1% to 0.3%. [Please contact us before customization to confirm]			
PP	PP	16000	5.2				
Wire link pitch (mm)	Shaft diameter (mm)	Back bending radius (minimum value) mm	W nonstandard width				
31.75	5.0	25	W=425+17na				

width (mm)	Minimum inner turning radius (mm)	width (mm)	Minimum inner turning radius (mm)	width (mm)	Minimum inner turning radius (mm)	width (mm)	Minimum inner turning radius (mm)
425	500	510	600	595	720	680	880
765	1080	850	1200	935	1350	1020	1500

**Optional standard width (MM)**

425	510	595	680	765	850	935	1020
-----	-----	-----	-----	-----	-----	-----	------

5 4 6 0 turn bend net chain



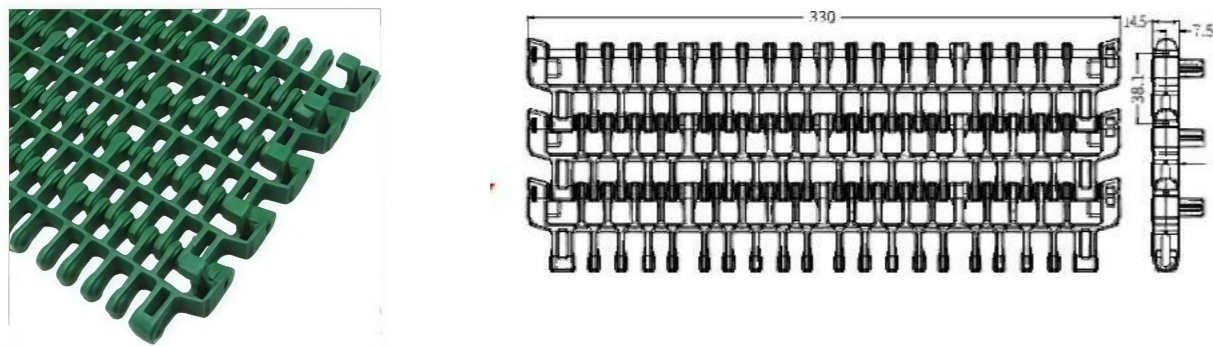
Wire mesh material	Die material	service load		Network chain weight (kg/m <sup>2</sup> )	W standard width (mm)		
		Newton/metre (21°C)			Single chip width		Combination and assembly
POM	PBT/POM	38000		13.3	The fixed width is 330	The fixed width is 103	
					Note: N.n is an integer multiple increment; W is the nominal width, and the actual width is 0.3% to 0.6% smaller due to different material shrinkage rates. [Please contact us before customization]		
Wire link pitch (mm)	Shaft diameter (mm)	Back bending radius (minimum value) mm		W nonstandard width			
38.1	4.6	RD 20		W385 W419 W450 W495 W554 W600			

7960-W103 turn net chain



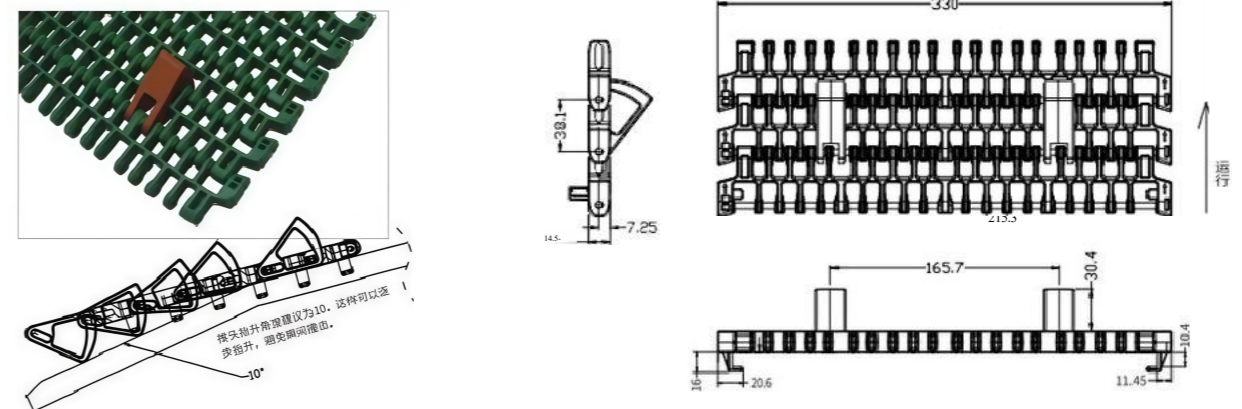
Wire mesh material	Die material	service load		Network chain weight (kg/m <sup>2</sup> )	W standard width (mm)		
		Newton (21°C)			Single chip width		Combination and assembly
POM	PBT/POM	6000		0.95	103		W-103
Note: N.n is an integer multiple increment; W is the nominal width; due to different material shrinkage rates, the actual width of the mesh belt is smaller by 0.1% to 0.3%. [Please contact us before customization]							
Wire link pitch (mm)	Shaft diameter (mm)	Back bending radius (minimum value) mm					
38.1	4.6	20					

7960 turning chain with hook foot opening rate: 58

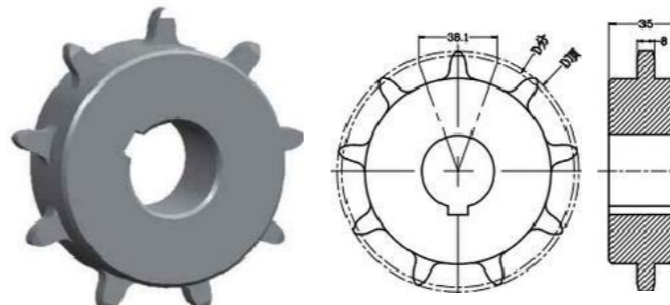


Wire mesh material	Die material	service load		Network chain weight (kg/m <sup>2</sup> )	W standard width (mm)		
		Newton/metre (21°C)			Single chip width		Combination and assembly
POM	PBT/POM	38000		13.3	The fixed width is 330	The fixed width is 103	
					Note: N.n is an integer multiple increment; W is the nominal width, and the actual width is 0.3% to 0.6% smaller due to different material shrinkage rates. [Please contact us before customization]		
Wire link pitch (mm)	Shaft diameter (mm)	Back bending radius (minimum value) mm		W nonstandard width			
38.1	4.6	RD 20		W385 W419 W450 W495 W554 W600			

7960 turning chain belt pusher



Chain wheels



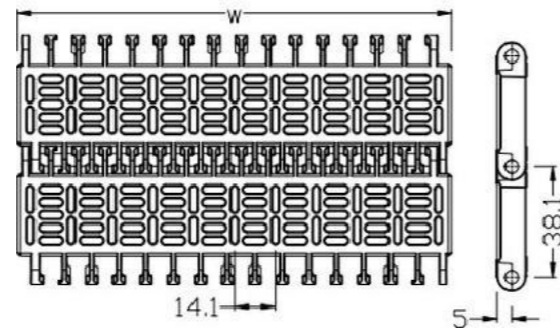
specifications	number of teeth	aperture (mm)		D component mm	D top mm	shaping way
		fenestration	square hole			
7960-9T	8	20-40		99.6	102	machining
7960-9T	9	35		111.4	116	Injection molding (nylon + fiber)
7960-10T	10	25-50		123.3	128	machining
7960-12T	12	40		147.2	152	Injection molding (nylon + fiber)

Special tooth number can be customized, shaft diameter can be square hole \ round hole.  
The material of the injection molding wheel can be selected as POM/ PP/ PA, and the machining material can be selected as PA/ PP.

**PQ 3 8 1 0 flat grid chain**



Opening rate: 40%




Wire mesh material	Die material	service load	Network chain weight (kg/m <sup>2</sup> )	W standard width (mm)	
		Newton/metre (21°C)		Single chip width	Combination and assembly
POM	PBT	11000	5.1	150.2	300.4 W=150.2*2n
	PP	10000	5.0	Note: N,n is an integer multiple increment; W is the nominal width; due to different material shrinkage rates, the actual width of the mesh belt is 0.1% to 0.3% smaller. [Please contact us before customization to confirm]	
PP	PP	6400	3.3		
Wire link pitch (mm)	Shaft diameter (mm)	Back bending radius (minimum value) mm	W nonstandard width		
38.1	4.6	20	W=150.2+28.2*na		

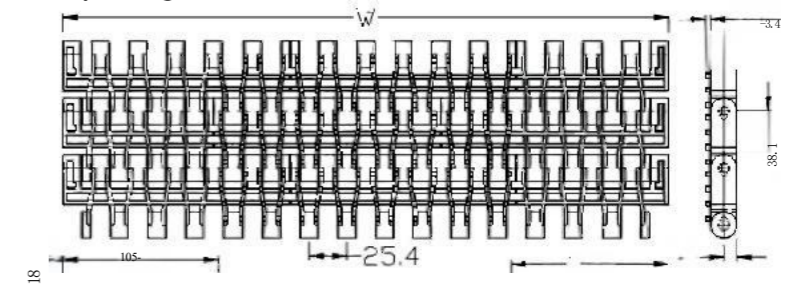
**Optional standard width (MM)**

150.2	300.4	450.6	600.8	751	901.2	1051.4	1201.6	1351.8	1502		
-------	-------	-------	-------	-----	-------	--------	--------	--------	------	--	--

**PQ 3 8 1 2 flat grid chain**



Opening rate: 40%

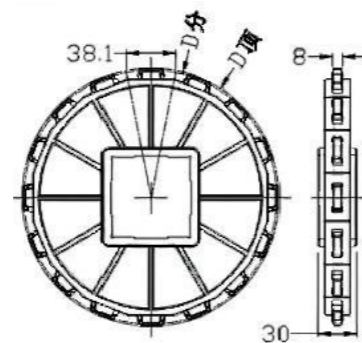


Wire mesh material	Die material	service load	Network chain weight (kg/m <sup>2</sup> )	W standard width (mm)	
		Newton/metre (21°C)		Single chip width	Combination and assembly
POM	PBT	30000	13.2	Left: 101.6/152.4 in: 152.4	Right: 101.6/152.4 W=254 increment 152.4
	PP	29000	13.1	Note: N,n is an integer multiple increment; W is the nominal width; due to different material shrinkage rates, the actual width of the mesh belt is 0.1% to 0.3% smaller. [Please contact us before customization to confirm]	
PP	PP	15000	8.5		
Wire link pitch (mm)	Shaft diameter (mm)	Back bending radius (minimum value) mm	W nonstandard width		
38.1	7.0	40	W=152.4+25.4*na		


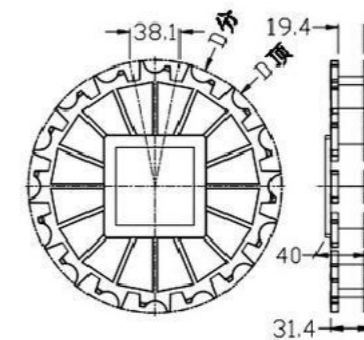
**Optional standard width (MM)**

254	304.8	406.4	457.2	508	558.8	711.2	863.6	1016	1168.4	1320.8	1473.2
1625.6	1778	1930.4	2082.8								

**Chain wheel**




**Chain wheel**



specifications	number of teeth	Diameter (mm)		D component (mm)	D top (mm)	shaping way
		fenestra	square hole			
3810-12T	12	30-60		147.2	150	machining
3810-15T	15	30-70		183.2	186	
3810-18T	18	35-80		219.4	222	
3810-20T	20	35-80		243.5	246	
3810-16T	16		60	195.3	198.4	

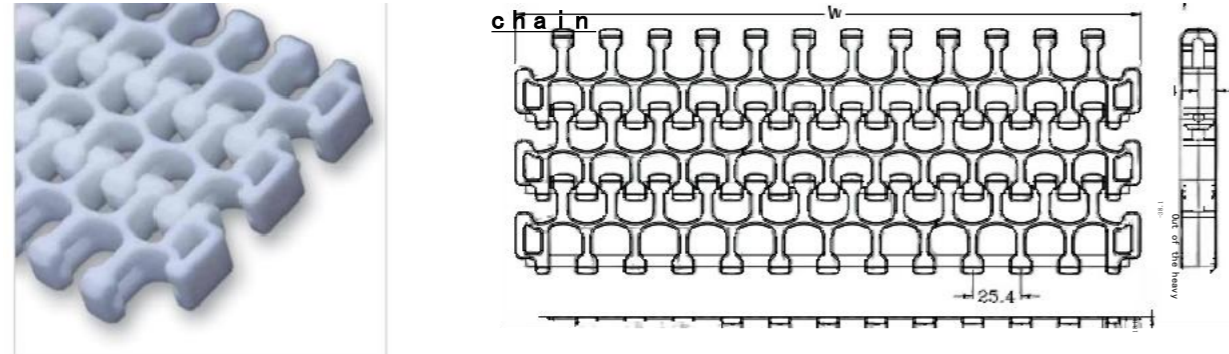
Special tooth number can be customized, shaft diameter can be square hole \ round hole.  
The material of machining can be PA/PP. The material of injection wheel can be POM/PP/PA.



specifications	number of teeth	Diameter (mm)		D component (mm)	D top (mm)	Molding method
		fenestra	square hole			
3812-12T	12	30-60		147.2	147.7	machining
3812-15T	15	30-70		183.2	183.7	
3812-18T	18	35-80		219.4	220	
3812-20T	20	35-80		243.5	244	
3812-16T	16		60	195.3	195.7	

Special tooth number can be customized, shaft diameter can be square hole.  
The material of machining can be PA/PP. The material of injection molding wheel can be POM/PP/PA.

**2200 square meters of turning mesh**



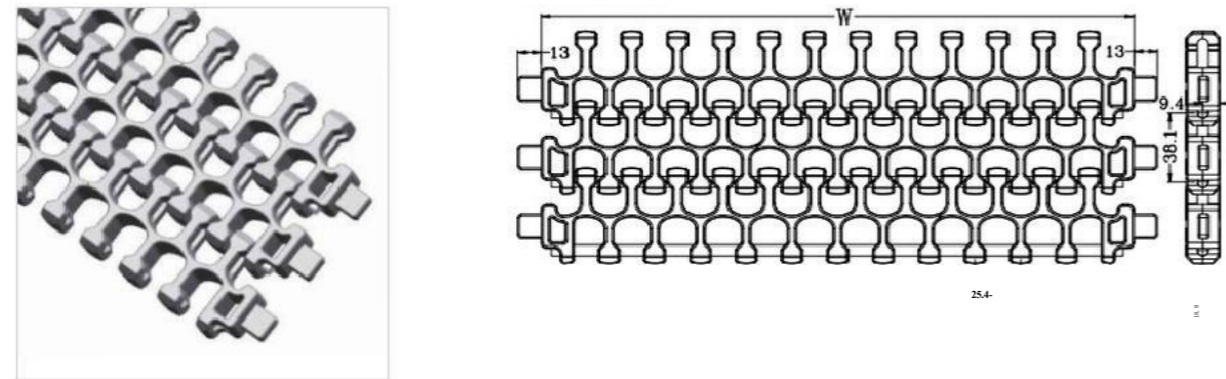
Wire mesh material	Die material	service load Newton/metre (21°C)	Network chain weight (kg/m <sup>2</sup> )	W standard width (mm)			
				Single chip width		Combination and assembly	
POM	PP	36000	13.7	edge : 120.2	Middle: 228.5/126.9	edge : 221.8	W=342 increment 127
	PBT	37000	13.8	Note: N.n is an integer multiple increment; W is the nominal width; due to different material shrinkage rates, the actual width of the mesh belt is smaller by 0.1% to 0.3%. [Please contact us before customization to confirm]			
PP	PP	21000	8.7				
PE	PE	14000	9.4				
Wire link pitch (mm)	Shaft diameter (mm)	Back bending radius (minimum value) mm	W nonstandard width				
38.1	6	35	W=152.4+25.4n				

**Optional standard width (MM)**

228.6	304.8	330.2	355.6	381	431.8	482.6	533.4	558.8	635	660.4	702
914.4											

**2 2 0 1 grid to bend net chain (With flange)**

Opening rate: 50%

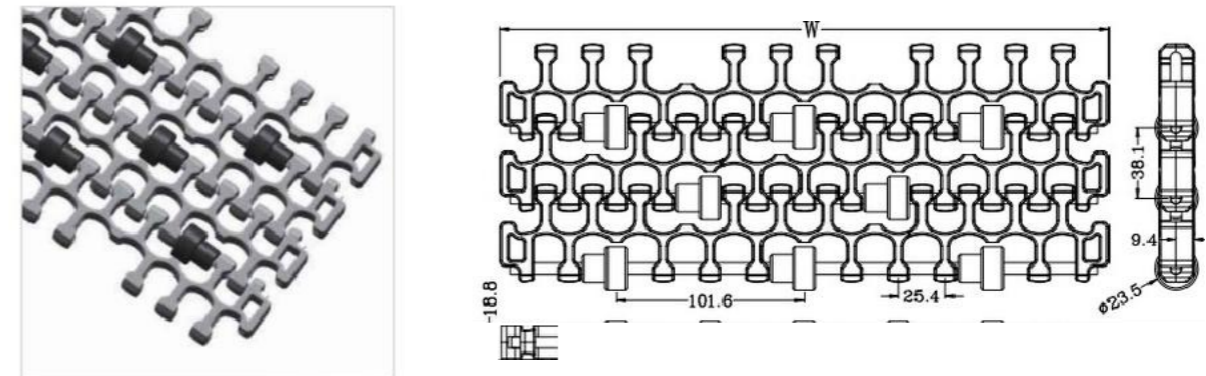


Wire mesh material	Die material	service load Newton/metre (21°C)	Network chain weight (kg/m <sup>2</sup> )	W standard width (mm)		
				Single chip width		Combination and assembly
POM	PP	36000	13.9	Edge: 120.2, Middle: 228.5/126.9, Edge: 221.8		W=342 increment 127
	PBT	37000	14	Note: N.n is an integer multiple increment; W is the nominal width; due to different material shrinkage rates, the actual width of the mesh belt is 0.1% to 0.3% smaller. [Please contact us before customization]		
PP	PP	21000	8.9			
PE	PE	14000	9.6			
Wire link pitch (mm)	Shaft diameter (mm)	Back bending radius (minimum value) mm	W nonstandard width			
38.1	6	35	W=152.4+25.4n			

**Optional standard width (MM)**

228.6	304.8	330.2	355.6	381	431.8	482.6	533.4	558.8	635	660.4	702
914.4											

**2200-1 square turn net chain**

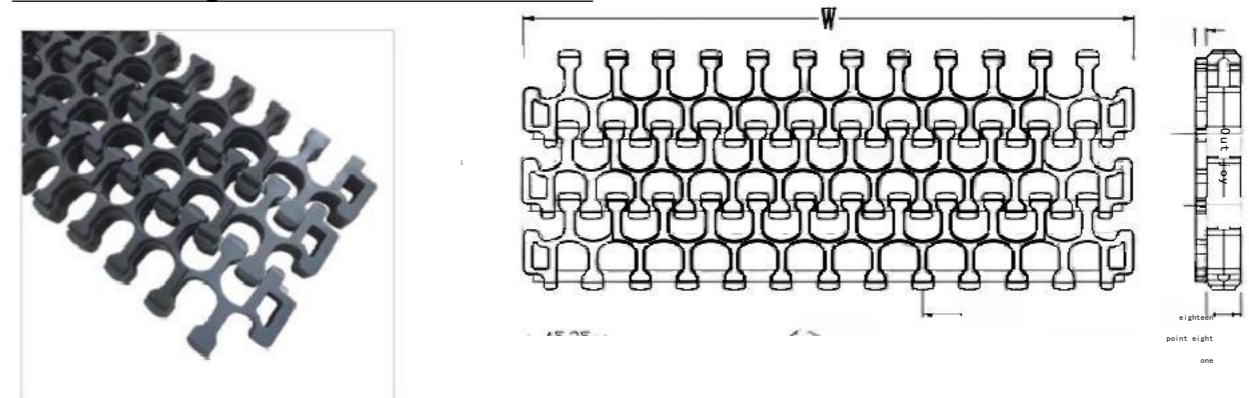


Wire mesh material	Die material	service load Newton/metre (21°C)	Network chain weight (kg/m <sup>2</sup> )	W standard width (mm)			
				Single chip width		Combination and assembly	
POM	PP	36000	14.5	edge : 120.2	Middle: 228.5/126.9	edge : 221.8	W=342 increment 127
	PBT	37000	14.6	Note: N.n is an integer multiple increment; W is the nominal width; due to different material shrinkage rates, the actual width of the mesh belt is smaller by 0.1% to 0.3%. [Please contact us before customization]			
PP	PP	21000	9.5				
PE	PE	14000	10.2				
Wire link pitch (mm)	Shaft diameter (mm)	Back bending radius (minimum value) mm	W nonstandard width				
38.1	6	35	W=152.4+25.4n				

**Optional standard width (MM)**

228.6	304.8	330.2	355.6	381	431.8	482.6	533.4	558.8	635	660.4	702
914.4											

**2200-2 flat grid adhesive mesh chain**

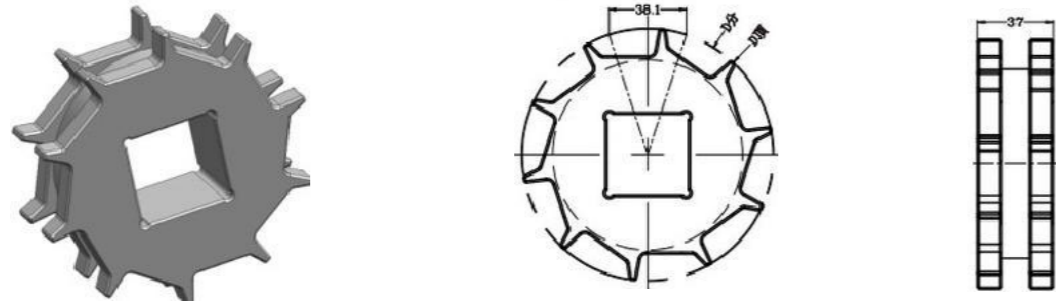


Wire mesh material	Die material	service load Newton/metre (21°C)	Network chain weight (kg/m <sup>2</sup> )	W standard width (mm)		
				Single chip width		Combination and assembly
PP-PE	PP	21000	8.4	Left: 120.2/221.8 middle: 228.5/126.9 right: 120.2/221.8		W=342 increment 127
	PBT	22000	8.7	Note: N.n is increased by integer multiples; W is the nominal width, and due to different material shrinkage rates, the actual width of the mesh belt is slightly smaller by 0.1% to 0.3%. [Please contact us for confirmation before customization]		
PE	PE	14000	9.6			
Wire link pitch (mm)	Shaft diameter (mm)	Back bending radius (minimum value) mm	W nonstandard width			
38.1	6	RD 35	W=152.4+25.4n			

**Optional standard width (MM)**

228.6	304.8	330.2	355.6	381	431.8	482.6	533.4	558.8	635	660.4	702
914.4											


**Chain wheel (one-way)**



specifications	number of teeth	aperture (mm)		D component mm	D top mm	shaping way
		fenestra	square hole			
2200-8T	8	30-40		99	102	machining
2200-10T	10	30-40		123	125	
2200-11T	11	30-40		135	137	
2200-13T	13	30-50		160	163	
2200-16T	16	30-50		196	198	

Special tooth number can be customized, shaft diameter can be square hole \ round hole.  
The material of injection molding wheel can be selected as POM/PP/PA, and the machining material can be selected as PA/PP.

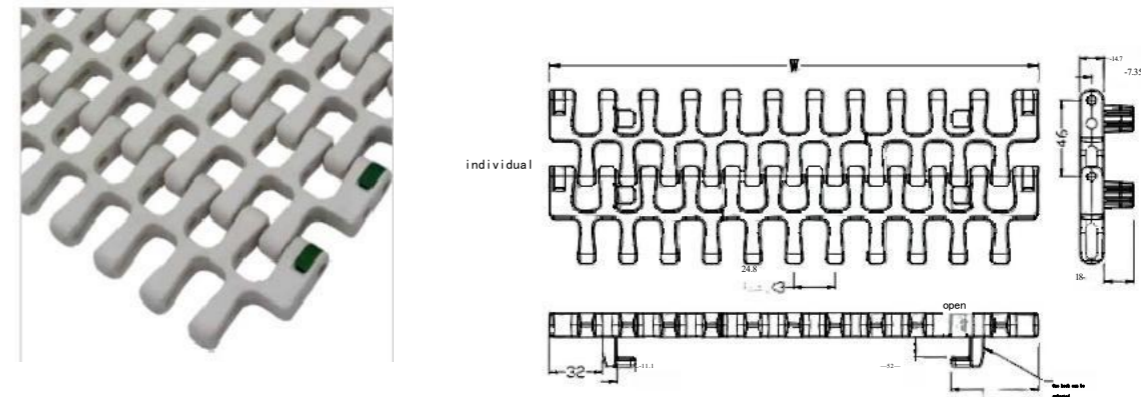
**Chain wheel (bidirectional)**



specifications	number of teeth	aperture (mm)		D component mm	D top mm	shaping way
		fenestra	square hole			
2200-8T	8	30-40		99	102	machining
2200-10T	10	30-40		123	125	
2200-11T	11	30-40		135	137	
2200-13T	13	30-50		160	163	
2200-16T	16	30-50		196	198	

Special tooth number can be customized, shaft diameter can be square hole \ round hole.  
The material of the injection molding wheel can be selected as POM/PP/PA, and the machining material can be selected as PA/PP.

**300 turn web chain**

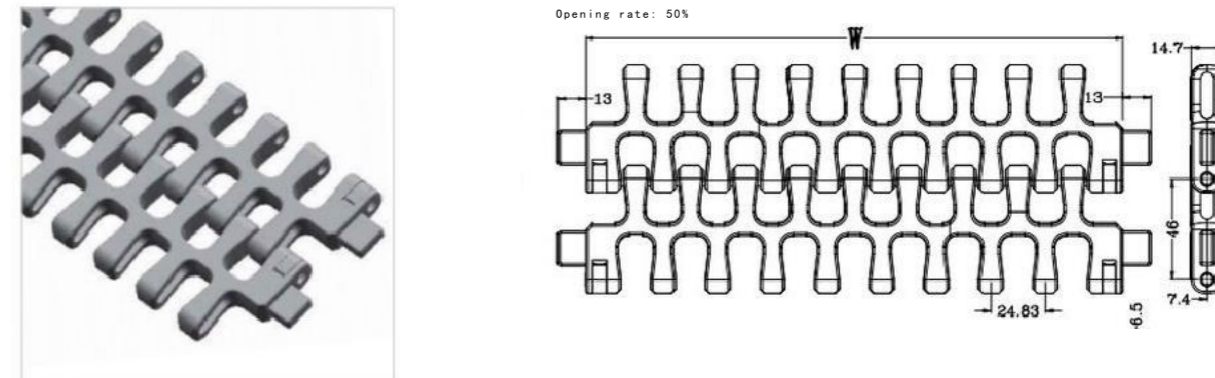


Wire mesh material	Die material	service load Newton/metre (21°C)	Network chain weight (kg/m <sup>2</sup> )	W standard width (mm)			
				Single chip width			Combination and assembly
POM	PP	43000	10.8	Left: 103.3/190.3	Chinese: 149/198.6	Right: 190.3/103.3	W=293.6 increment 1 98.6
	PBT	44000	10.9	Note: Nn is an integer multiple increment; W is the nominal width; due to different material shrinkage rate, the actual width of the mesh belt is smaller by 0.1% to 0.3%. [Please contact us before customization to confirm]			
PP	PP	23000	6.9				
PE	PE	17000	7.3				
Wire link pitch (mm)	Shaft diameter (mm)	Back bending radius (minimum value) mm	W nonstandard width				
46	6	50	W=293.6+24.83*n				

**Optional standard width (MM)**

293.6	318.4	417.7	566.6	690.8	839.8	939.1	1038.4				
-------	-------	-------	-------	-------	-------	-------	--------	--	--	--	--

**300-2 turn bend net chain**




Wire mesh material	Die material	service load Newton/metre (21°C)	Network chain weight (kg/m <sup>2</sup> )	W standard width (mm)			
				Single chip width			Combination and assembly
POM	PP	43000	10.8	edge : 78.5	Chinese: 161.5	edge : 165.5	W=244 increment 161.5
	PBT	44000	10.9	Note: Nn is an integer multiple increment; W is the nominal width; due to different material shrinkage rate, the actual width of the mesh belt is smaller by 0.1% to 0.3%. [Please contact us before customization to confirm]			
PP	PP	23000	6.9				
PE	PE	17000	7.3				
Wire link pitch (mm)	Shaft diameter (mm)	Back bending radius (minimum value) mm	W nonstandard width				
46	6	50	W=244+24.83* n				

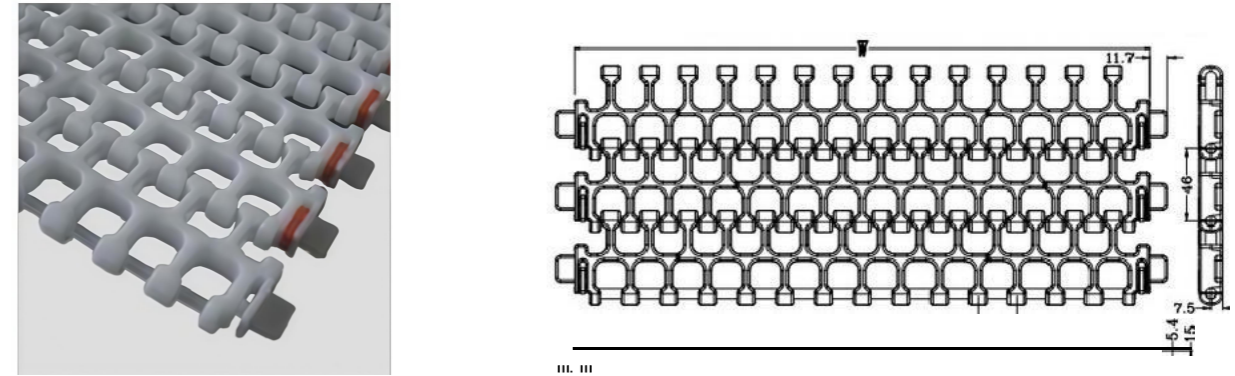
**Optional standard width (MM)**

293.6	318.4	417.7	566.6	690.8	839.8	939.1	1038.4				
-------	-------	-------	-------	-------	-------	-------	--------	--	--	--	--

**300 turn chain-reinforced pull sheet**



**2300 turn bend net chain**

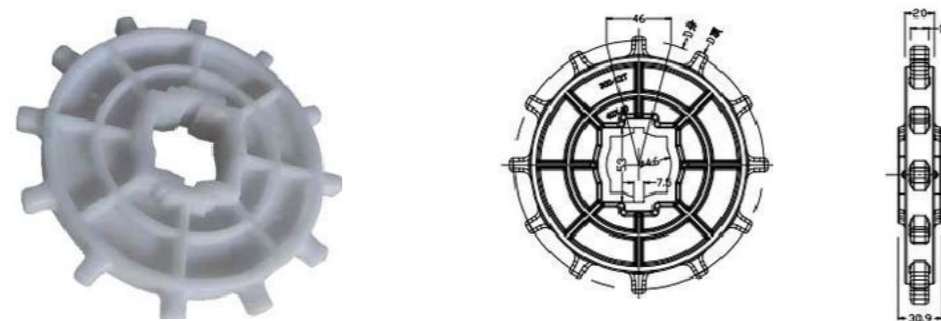


Wire mesh material	Dial material	service load	Network chain weight (kg/m <sup>2</sup> )	W standard width (mm)			Combination and assembly
		Newton/metre (21°C)		Single chip width			
POM	PP	28000	9.7	Left: 67 / 104	Chinese: 198	Right: 67 / 104	W=171 increment 198
	PBT	29000	9.8	Note: N.n is an integer multiple increment; W is the nominal width; due to different material shrinkage rates, the actual width of the mesh belt is slightly smaller by 0.1% to 0.3%. (Please contact us before customization to confirm)			
PP	PP	19000	6.3				
PE	PE	12000	6.7				
Wire link pitch (mm)	Shaft diameter (mm)	back bending radius (minimum value) mm	W nonstandard width				
46	6	50	W=171+24.77* n				

Optional standard width (MM)										
171	318.4	417.7	566.6	690.8	839.8	939.1	1038.4			

**chain wheel**

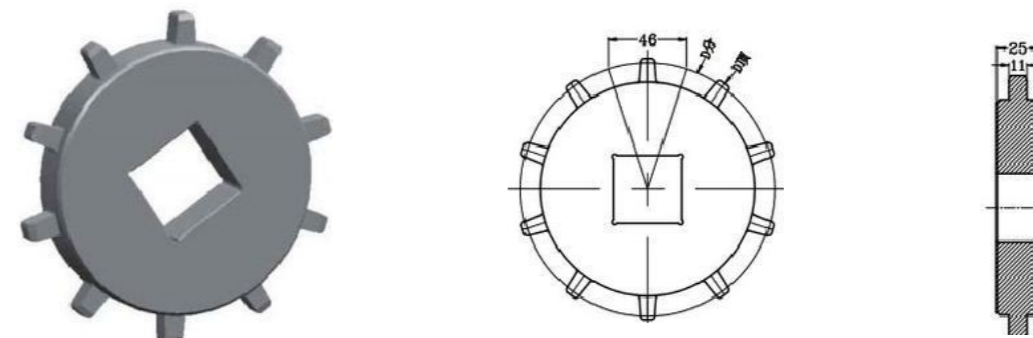
Machine processing thickness: integrated 30, separate 40



specifications	number of teeth	aperture (mm)		D component mm	D top mm	shaping way
		fenestra	square hole			
300-12T	12	46	40	177.7	183.4	produce plastic articles by injection molding machining
300-8T	8	25-40		120	125	
300-10T	10	25-50		149	154	
300-13T	13	25-60		192	197	
300-16T	16	30-70		235.8	241	

Special tooth number can be customized, shaft diameter can be square hole \ round hole.  
The material of the injection molding wheel can be selected as POM/PP/PA, and the machining material can be selected as PA/PP.

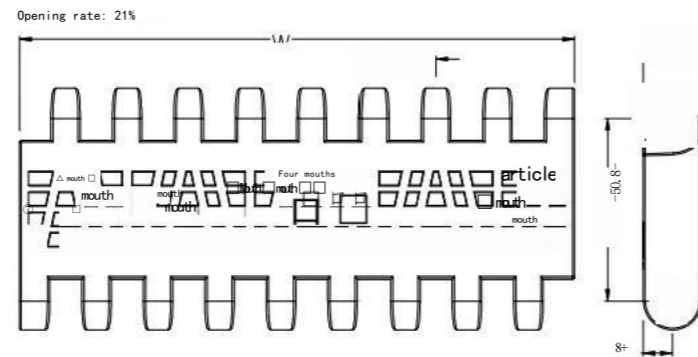
**chain wheel**



specifications	number of teeth	aperture (mm)		D component mm	D top mm	shaping way
		fenestra	square hole			
2300-8T	8	25-40		120.2	125	machining
2300-10T	10	25-50		148.86	154	
2300-13T	13	25-60		192.2	197	
2300-16T	16	30-70		235.8	241	

Special tooth number can be customized, shaft diameter can be square hole \ round hole.  
The material of the injection molding wheel can be selected as POM/PP/PA, and the machining material can be selected as PA/PP.

**P B 2 flat grid network chain**



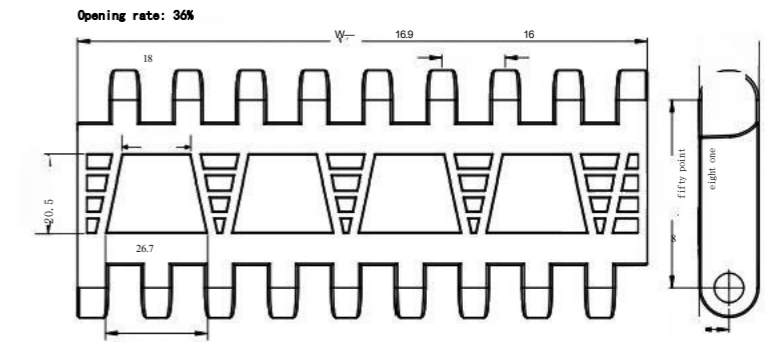

Wire mesh material	Die material	service load	Network chain weight (kg/m <sup>2</sup> )	W standard width (mm)	
		Newton/metre (21°C)		Single chip width	Combination and assembly
POM	PP	45000	11	152.4	W=152.4n
	PBT	45000	11.1		
PP	PP	24000	6.9		
PE	PE	13000	7.3		
Wire link pitch (mm)	Shaft diameter (mm)	Back bending radius (minimum value) mm	W nonstandard width		
50.8	8	75	W=152.4n+16.9n (where n is preferred to be even)		

Note: Na is an integer multiple increment; W is the nominal width; due to different material shrinkage rates, the actual width of the mesh belt is smaller by 0.1% to 0.3%. When n is an odd number, the gear positioning is minimal. [Please contact us before customization]

**Optional standard width (MM)**

152	202.8	304	321.1	372	405.6	422.5	439.4	456.3	490.1	507	524
591.5	608.4	659.1	676	692.9	760.5	811.2	828.1	895.7	912.6	997.1	1047.8
1064.7	1216.8	1233.7	1521	1740.7	1808.3	2197					

**P B 4 open hole network chain**



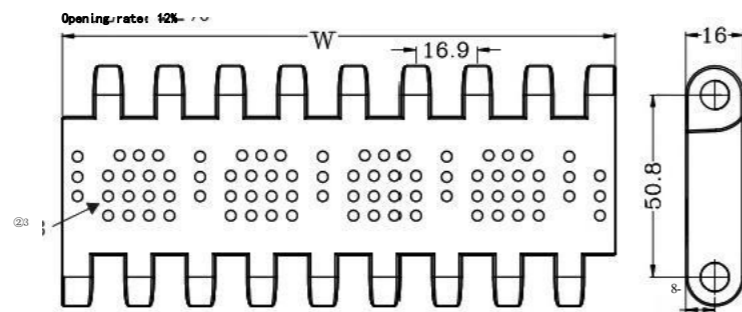
Wire mesh material	Die material	service load	Network link weight (kg/m <sup>2</sup> )	W standard width (mm)	
		Newton/metre (21°C)		Single chip width	Combination and assembly
POM	PP	45000	10.4	152.4	W=152.4n
	PBT	45000	10.5		
PP	PP	24000	7.0		
PE	PE	13000	7.4		
Wire link pitch (mm)	Shaft diameter (mm)	Back bending radius (minimum value) mm	W nonstandard width		
50.8	8	75	W=152.4n+16.9n (where n is preferred to be even)		

Note: Na is an integer multiple increment; W is the nominal width; due to different material shrinkage rates, the actual width of the meshing belt is smaller by 0.1% to 0.3%. When n is an odd number, the gear positioning is very small. [Please contact us before customization]

**Optional standard width (MM)**

152	202.8	304	321.1	372	405.6	422.5	439.4	456.3	490.1	507	524
591.5	608.4	659.1	676	692.9	760.5	811.2	828.1	895.7	912.6	997.1	1047.8
1064.7	1216.8	1233.7	1521	1740.7	1808.3	2197					

**PB3 round hole mesh chain**



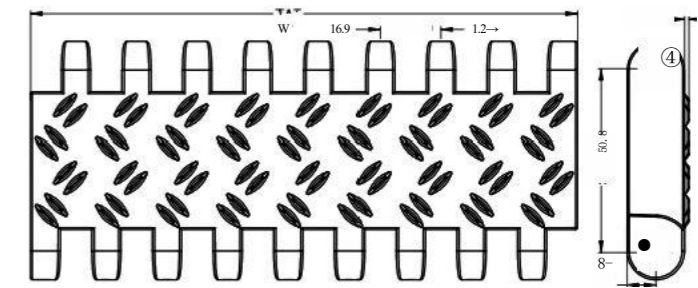
Wire mesh material	Die material	service load	Network chain weight (kg/m <sup>2</sup> )	W standard width (mm)	
		Newton/metre (21°C)		Single chip width	Combination and assembly
POM	PP	45000	11.2	152.4	W=152.4n
	PBT	45000	11.3		
PP	PP	24000	7.2		
PE	PE	13000	7.6		
Wire link pitch (mm)	Shaft diameter (mm)	Back bending radius (minimum value) mm	W nonstandard width		
50.8	8	75	W=152.4n+16.9n (where n is preferred to be even)		

Note: Na is an integer multiple increment; W is the nominal width; due to different material shrinkage rates, the actual width of the meshing belt is smaller by 0.1% to 0.3%. When n is an odd number, the gear positioning is very small. [Please contact us before customization]

**Optional standard width (MM)**

152	202.8	304	321.1	372	405.6	422.5	439.4	456.3	490.1	507	524
591.5	608.4	659.1	676	692.9	760.5	811.2	828.1	895.7	912.6	997.1	1047.8
1064.7	1216.8	1233.7	1521	1740.7	1808.3	2197					

**P B 5 stop slide net chain**



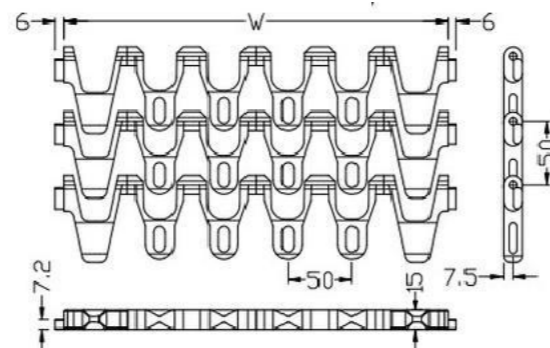
Wire mesh material	Die material	service load	Network chain weight (kg/m <sup>2</sup> )	W standard width (mm)	
		Newton/metre (21°C)		Single chip width	Combination and assembly
POM	PP	45000	12.5	152.4	W=152.4n
	PBT	45000	12.6		
PP	PP	24000	8.3		
PE	PE	13000	8.8		
Wire link pitch (mm)	Shaft diameter (mm)	Back bending radius (minimum value) mm	W nonstandard width		
50.8	8	75	W=152.4n+16.9n (where n is preferred to be even)		

Note: Na is an integer multiple increment; W is the nominal width; due to different material shrinkage rates, the actual width of the meshing belt is smaller by 0.1% to 0.3%. When n is an odd number, the gear positioning is very small. [Please contact us before customization]

**Optional standard width (MM)**

152	202.8	304	321.1	372	405.6	422.5	439.4	456.3	490.1	507	524
591.5	608.4	659.1	676	692.9	760.5	811.2	828.1	895.7	912.6	997.1	1047.8
1064.7	1216.8	1233.7	1521	1740.7	1808.3	2197					

**S 9 5 7 grid network chain**

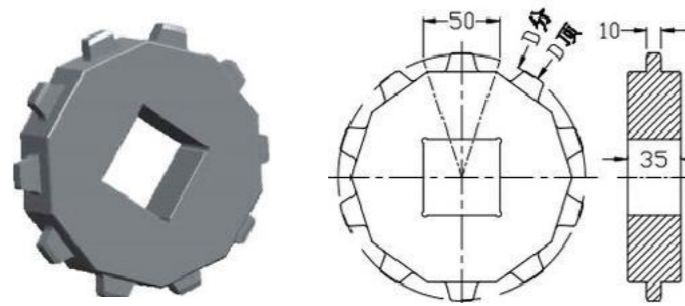


Wire mesh material	Die material	service load Newton/metre (21°C)	Network chain weight (kg/m <sup>2</sup> )	W standard width (mm)		
				Single chip width		Combination and assembly
POM	SUS	3000	9.1	edge : 50	Middle: 100	W=100 incrementally by 50
PP		1500	7.3	Note: W is the nominal width; due to different material shrinkage rate, the actual width of the mesh belt is smaller by 0.1% to 0.3%. [Please contact us before customization] for reinforced type used in large turning radius.		
PE		1200	7.6			
Wire link pitch (mm)	Shaft diameter (mm)	Back bending radius (minimum value) mm				
50	Steel pin 6.0	50				

**Optional standard width (MM)**

100	150	200	250	300	350	400	450	500	550	600	650
700	750	800									

**Chain wheels**





specifications	number of teeth	Diameter (mm)		D component mm	D top mm	shaping way
		fenestra square hole	square hole			
S957-10	10	30-60	161.8	163	machining	
S957-12	12	30-70	190.2	193		
S957-13	13	35-80	208.9	209		
S957-16	16	35-90	256.3	256		

Special tooth number can be customized, shaft diameter can be square hole round hole.  
The material of machining can be PA/PP. The material of injection wheel can be POM/PP/PA.




**POL Plate Network**



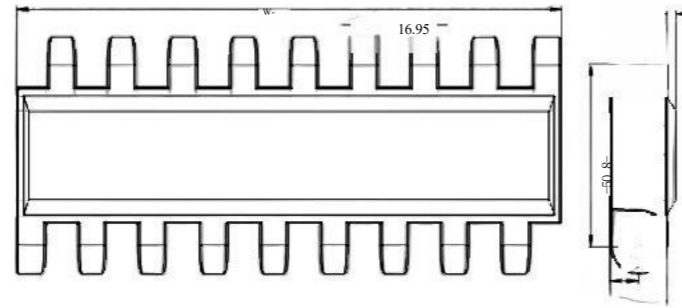
Wire mesh material	Die material	service load Newton/metre (21°C)	Network chain weight (kg/m <sup>2</sup> )	W standard width (mm)		
				Single chip width		Combination and assembly
POM	PP	45000	12	Left: 50.7/67.6/84.5/101.4	52.4	W=52.4n
	PBT	45000	12.1	Note: N, n is an integer multiple increment; W is the nominal width; due to different material shrinkage rates, the actual width of the mesh belt is smaller by 0.1% to 0.3%. When n is an odd number the gear positioning is minimal. [Please contact us before customization]		
PP	PP	24000	7.8			
PE	PE	13000	8.2			
Wire link pitch (mm)	Shaft diameter (mm)	Back bending radius (minimum value) mm		W nonstandard width		
50.8	8	75		W=52.4n+16.9n (where n is preferred to be even)		

**Optional standard width (MM)**

152	202.8	304	321.1	372	405.6	422.5	439.4	456.3	490.1	507	524
591.5	608.4	659.1	676	692.9	760.5	811.2	828.1	895.7	912.6	997.1	1047.8
1064.7	1216.8	1233.7	1321	1740.7	1808.3	2197					



**PUU adhesive mesh chain**

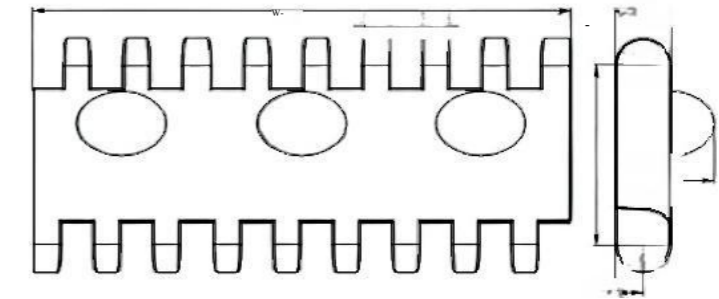



Wire mesh material	Die material	service load	Network chain weight (kg/m <sup>2</sup> )	W standard width (mm)	
		Newton/metre (21°C)		Single chip width	Combination and assembly
PP	PP	24000	7.9	152.4	W=152.4*n
PE	PE	13000	8.3	Note: N, n is an integer multiple increment; W is the nominal width; due to different material shrinkage rates, the actual width of the mesh belt is smaller by 0.1% to 0.3%. When n is an odd number, the gear positioning is minimal. [Please contact us before customization]	
Wire link pitch (mm)	Shaft diameter (mm)	Back bending radius (minimum value) mm	W nonstandard width		
50.8	8	75	W=152.4*n+16.9*n (where n is preferred to be even)		

**Optional standard width (MM)**

152	202.8	304	321.1	372	405.6	422.5	439.4	456.3	490.1	507	524
591.5	608.4	659.1	676	692.9	760.5	811.2	828.1	895.7	912.6	997.1	1047.8
1064.7	1216.8	1233.7	1521	1740.7	1808.3	2197					

**PUU 1 plate convex ball net chain**

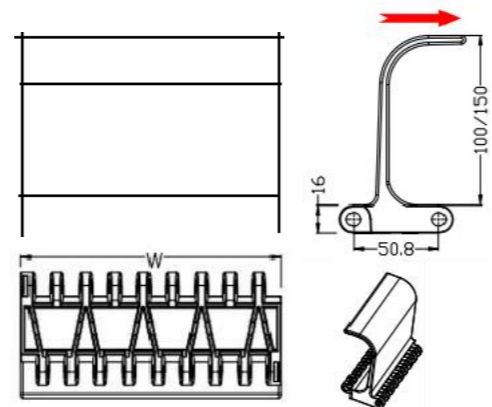


Wire mesh material	Die material	service load	Network chain weight (kg/m <sup>2</sup> )	W standard width (mm)		
		Newton/metre (21°C)		Single chip width	Combination and assembly	
PCM	PP	45000	11.6	152.4	W=152.4*n	
	PBT	45000	11.7	Note: N, n is an integer multiple increment; W is the nominal width; due to different material shrinkage rates, the actual width of the meshing belt is smaller by 0.1% to 0.3%. When n is an odd number, the gear positioning is minimal. [Please contact us before customization]		
PP	PP	24000	7.4			
PE	PE	13000	7.7			
Wire link pitch (mm)	Shaft diameter (mm)	Back bending radius (minimum value) mm	W nonstandard width			
50.8	8	75	W=152.4*n+16.9*n (where n is preferred to be even)			

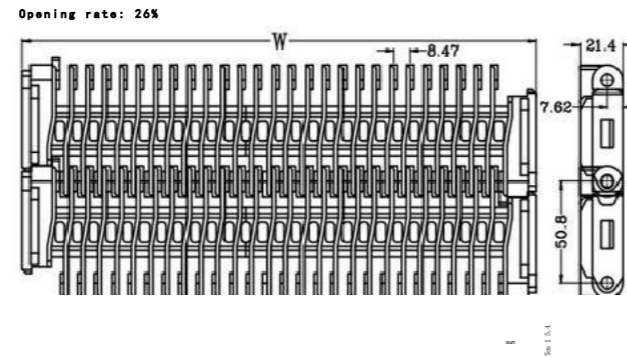
**Optional standard width (MM)**

152	202.8	304	321.1	372	405.6	422.5	439.4	456.3	490.1	507	524
591.5	608.4	659.1	676	692.9	760.5	811.2	828.1	895.7	912.6	997.1	1047.8
1064.7	1216.8	1233.7	1521	1740.7	1808.3	2197					

**PUU spoon-shaped baffle**

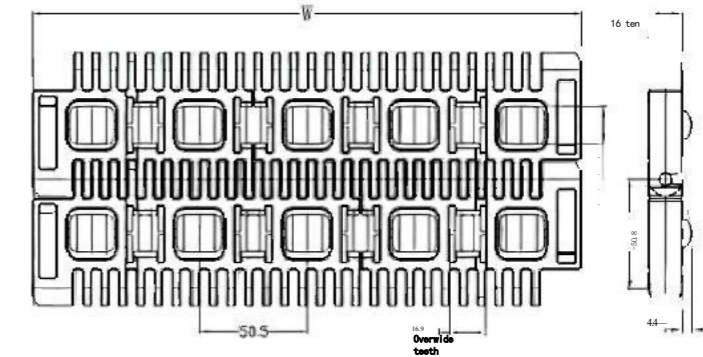


**4001 Convex ribbed chain**



Wire mesh material	Dial material	service load	Network chain weight	W standard width (mm)		
		Newton/metre (21°C)		(kg/m <sup>2</sup> )	Single chip width	
POM	PP	47600	14.8	edge : 322	Chinese: 304.8	W=609.6 increment 152.4
	PBT	48000	14.9	Note: Nn is an integer multiple increment; W is the nominal width; due to different material shrinkage rate, the actual width of the mesh belt is smaller by 0.1% to 0.3%. [Please contact us for confirmation before customization]		
PP	36000	9.5				
PE	PE	27000	10			
Wire link pitch (mm)	Shaft diameter (mm)	Back bending radius (minimum value) mm	W nonstandard width			
50.8	6	100	W=152.4+8.47n			

**4002 directional ball mesh chain**

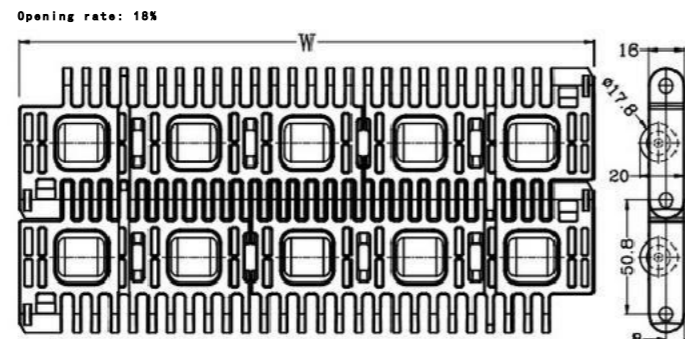



Wire mesh material	Dial material	service load	Network chain weight	W standard width (mm)		
		Newton/metre (21°C)		(kg/m <sup>2</sup> )	Single chip width	
PP	PP	52000	11.2	edge : 153.4/103	Chinese: 150.7	W=257 increment 150.7
				Note: Nn is an integer multiple increment; W is the nominal width; due to different material shrinkage rate, the actual width tolerance is 0.2%. [Please contact us before customization]		
Wire link pitch (mm)	Shaft diameter (mm)	Back bending radius (minimum value) mm	W nonstandard width			
50.8	6	100	W=257+50.5* N			

**Optional standard width (MM)**

257	307.4	357.8	408.2	458.6	509	559.4	609.8	660.2	710.6	761	811.4
861.8	912.2	962.6	1013	1063.4	1113.8	1164.2	1214.6	1265	1315.4	1365.8	1416.2
1466.6	1517	1567.4	1617.8	1668.2	1718.6	1769	1819.4	1869.8	1920.2	2424.2	

**4003 directional ball net chain**



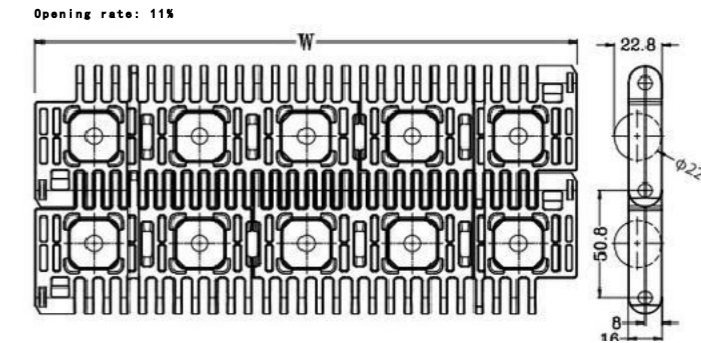
(The picture above shows the ball bearings arranged horizontally, which is suitable for item storage)

Wire mesh material	Dial material	service load	Network chain weight	W standard width (mm)		
		Newton/metre (21°C)		(kg/m <sup>2</sup> )	Single chip width	
PP	PP	52000	12	edge : 192.8/153	edge : 150.4	W=254 increment 150
Note: Nn is an integer multiple increment; W is the nominal width; due to different material shrinkage rates, the actual width of the mesh belt is 0.1% to 0.3% smaller. [Please contact us before customization to confirm]						
Wire link pitch (mm)	Shaft diameter (mm)	Back bending radius (minimum value) mm	W non-standard width			
50.8	6	100	W=254+N*50.8mm			

**Optional standard width (MM)**

257	307.4	357.8	408.2	458.6	509	559.4	609.8	660.2	710.6	761	811.4
861.8	912.2	962.6	1013	1063.4	1113.8	1164.2	1214.6	1265	1315.4	1365.8	1416.2
1466.6	1517	1567.4	1617.8	1668.2	1718.6	1769	1819.4	1869.8	1920.2	2424.2	

**4004 million ball chain**




Wire mesh material	Dial material	service load	Network chain weight	W standard width (mm)		
		Newton/metre (21°C)		(kg/m <sup>2</sup> )	Single chip width	
POM	PP	47600	23	edge : 152.4/101.6	Middle: 150	W=254 increment 150
	PBT	48000	23.1	Note: Nn is an integer multiple of the increase; W is the nominal width; due to different material shrinkage rate, the actual width of the mesh belt is smaller by 0.1% to 0.3%. [Please contact us before customization to confirm]		
PP	36000	15.5				
PE	PE	27000	17.2			
Wire link pitch (mm)	Shaft diameter (mm)	Back bending radius (minimum value) mm	W nonstandard width			
50.8	6	100	W=254+N*50.8mm			

**Optional standard width (MM)**

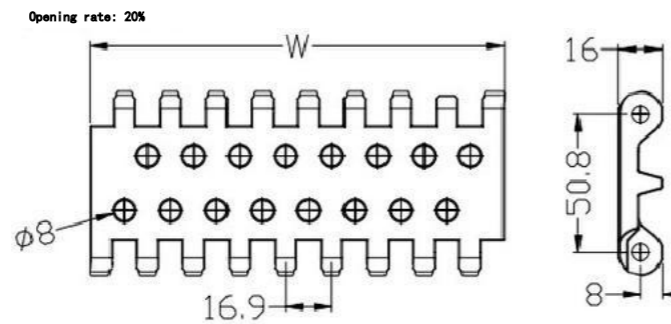
257	307.4	357.8	408.2	458.6	509	559.4	609.8	660.2	710.6	761	811.4
861.8	912.2	962.6	1013	1063.4	1113.8	1164.2	1214.6	1265	1315.4	1365.8	1416.2
1466.6	1517	1567.4	1617.8	1668.2	1718.6	1769	1819.4	1869.8	1920.2	2424.2	

### 5 001 tablet web chain



Wire mesh material	Die material	service load	Network chain weight (kg/m <sup>2</sup> )	W standard width (mm)									
		Newton/metre (21°C)		Single chip width				Combination and assembly					
POM	PP	65000	13.2	50.7/67.6/84.5	152.4								W=152.4n
	PBT	72000	13.3	Note: N,n is an integer multiple increment; W is the nominal width; due to different material shrinkage rate, the actual width of the mesh belt is smaller by 0.1% to 0.3%. [Please contact us before customization]									
PP	PP	32000	8.5										
PE	PE	23000	9.0										
Wire link pitch (mm)	Shaft diameter (mm)	Back bending radius (minimum value) mm	W nonstandard width										
50.8	6	75	W=152.4n+16.9* n										
Optional standard width (MM)													
152	202.8	304	321	355	372	405.6	422.5	439.4	456.3	473.2	490		
507	524	591.5	608.4	659.1	676	692.9	760.5	794.3	811.2	828.1	895.7		
912.6	997.1	1047.8	1064.7	1216.8	1233.7	1521	1605.5	1740.7	1808.3	2197			

### 58003 round hole net chain



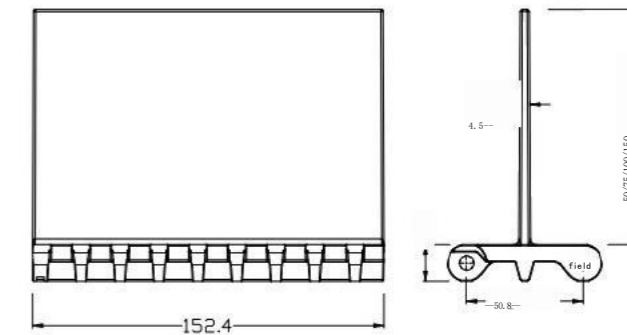
Wire mesh material	Die material	service load	Network chain weight (kg/m <sup>2</sup> )	W standard width (mm)								
		Newton/metre (21°C)		Single chip width				Combination and assembly				
POM	PP	20000	11.2		152.4							W=152.4n
	PBT	21000	11.3	Note: N,n is an integer multiple increment; W is the nominal width; due to different material shrinkage rates, the actual width of the mesh belt is 0.1% to 0.3% smaller. [Please contact us before customization]								
PP	PP	15000	7.3									
PE	PE	8000	7.8									
Wire link pitch (mm)	Shaft diameter (mm)	Back bending radius (minimum value) mm	W nonstandard width									
50.8	6	75	W=152.4n+16.9n									
Optional standard width (MM)												
152	202.8	304	321	355	372	405.6	422.5	439.4	456.3	473.2	490	
507	524	591.5	608.4	659.1	676	692.9	760.5	794.3	811.2	828.1	895.7	
912.6	997.1	1047.8	1064.7	1216.8	1233.7	1521	1605.5	1740.7	1808.3	2197		

### 5 00 2 microconvex mesh chain

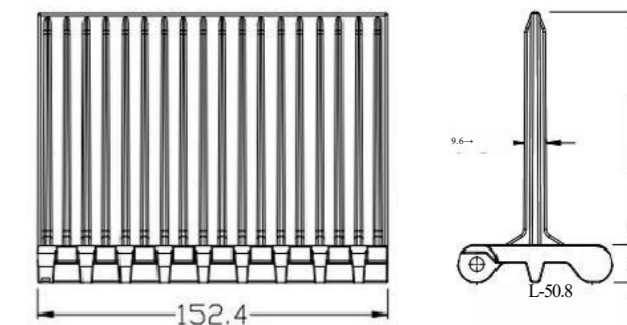



Wire mesh material	Die material	service load	Network chain weight (kg/m <sup>2</sup> )	W standard width (mm)								
		Newton/metre (21°C)		Single chip width				Combination and assembly				
POM	PP	20000	13.6		152.4							W=152.4n
	PBT	21000	13.7	Note: N,n is an integer multiple increment; W is the nominal width; due to different material shrinkage rate, the actual width of the mesh belt is smaller by 0.1% to 0.3%. [Please contact us before customization]								
PP	PP	15000	9.1									
PE	PE	8000	9.6									
Wire link pitch (mm)	Shaft diameter (mm)	Back bending radius (minimum value) mm	W nonstandard width									
50.8	6	75	W=152.4n+16.9* n									
Optional standard width (MM)												
152	202.8	304	321	355	372	405.6	422.5	439.4	456.3	473.2	490	
507	524	591.5	608.4	659.1	676	692.9	760.5	794.3	811.2	828.1	895.7	
912.6	997.1	1047.8	1064.7	1216.8	1233.7	1521	1605.5	1740.7	1808.3	2197		

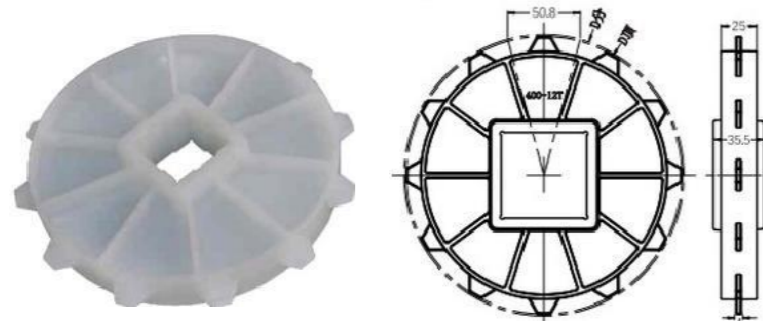
### 8 0 0 slab base direct barrier



### 8 0 0 anti-adhesive barrier



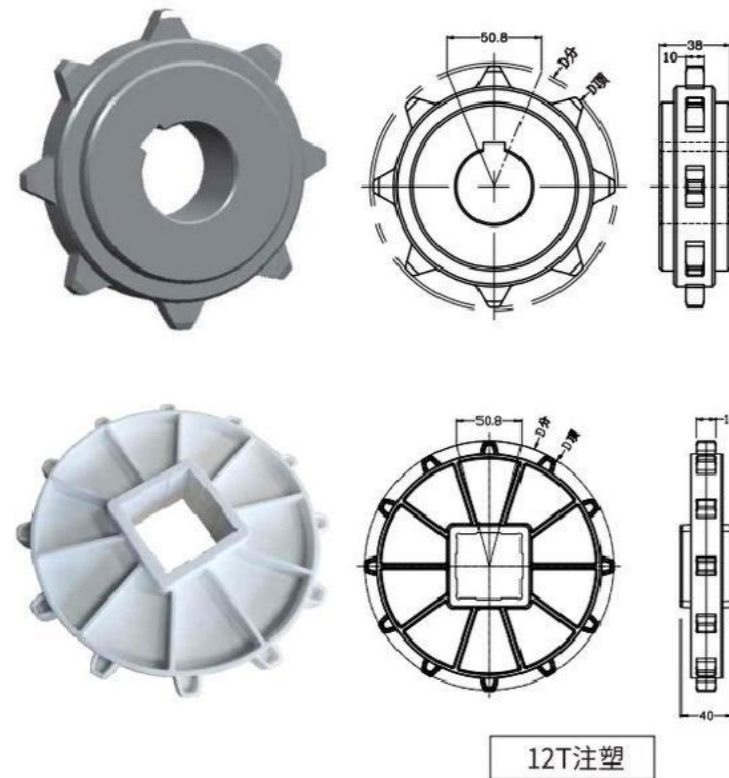
4 0 0-chain wheel



specifications	number of teeth	aperture (mm)		D component mm	D top mm	shaping way
		fenestra	square hole			
400-6T	6		40	101.6	91.6	produce plastic articles by injection moulding
400-10T	10	30/40	40/50/60	164.4	160.4	
400-12T	12		40/50/60	196.3	193.6	
400-16T	16		80/90	260.4	259	

Special tooth number can be customized, shaft diameter can be square hole \ round hole.  
The material of injection molding wheel can be selected as POM/PP/PA, and the machining material can be selected as PA/PP.

Add wide chain wheels

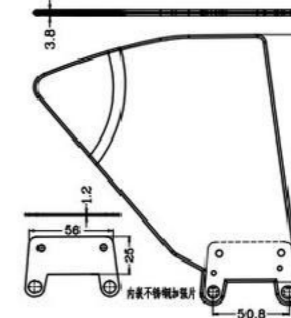


specifications	number of teeth	Diameter (mm)		D component mm	D top mm	shaping way
		fenestra	square hole			
4001W-8	8	30-50		132.7	129	machining
4001W-9	9	30-40		148.5	146	
4001W-10	10	40-70		164.4	160.4	
4001W-12	12		50	195.1	196	produce plastic articles by injection moulding
4001W-16	16	40-90		260.4	259	machining

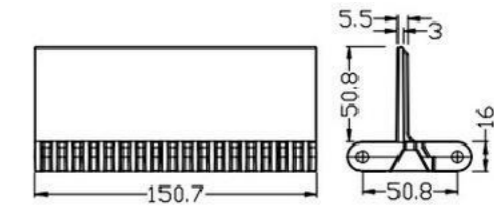
Special tooth number can be customized, shaft diameter can be square hole \ round hole.  
The material of injection molding wheel can be nylon + fiber, and the machining material can be selected PA/PP.

12T注塑


400 series reinforced side baffle



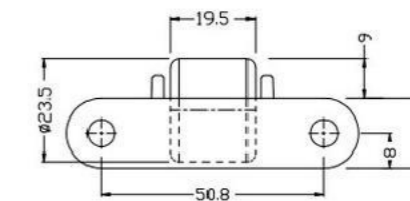
4 0 0 1 anti-adhesive barrier



4 0 0 2 direct barrier

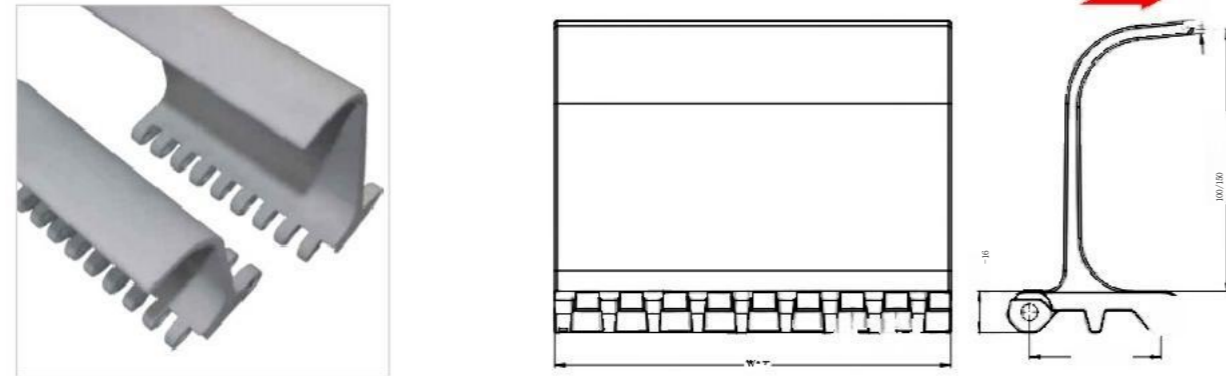


4 0 0 R X directional ball net chain



Wire mesh material	Dial material	service load Newton/metre (21°C)	Network chain weight (kg/m <sup>2</sup> )	W standard width (mm)	
				Single chip width	Combination and assembly
POM	PP/PBT	48000	17.7	Side plate: 76/176/151/101 middle plate: 25.4	W-252 increment 254
				Note: N, n is an integer multiple increment; W is the nominal width; due to different material shrinkage rate, the actual width of the mesh belt is smaller by 0.1% to 0.3%. [Please contact us before customization to confirm]	
Wire link pitch (mm)	Shaft diameter (mm)	Back bending radius (minimum value) mm		W nonstandard width	
50.8	6.1	25		W=150+50.8*n	

**8 0 0 series spoon-shaped baffle**



**Chain wheel**

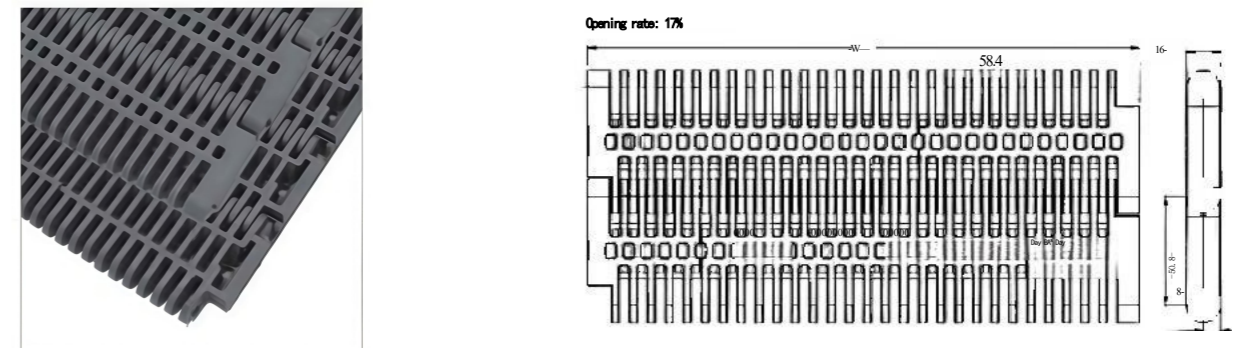
Machine processing without limit thickness: 2.5



specifications	number of teeth	Diameter (mm)		D component mm	D top mm	shaping way
		fenestra	square hole			
800-6T	6	30-40		101.6	90	machining
800-8T	8	30-40		132	127	
800-10T	10	35/40	38.1/40	165	157	produce plastic articles by injection moulding
800-12T	12	35/40/45	40/50	196	191	
800-16T	16	40-60		262	257	machining

Special tooth number can be customized, shaft diameter can be square hole round hole.  
The material of the injection molding wheel can be selected from nylon + fiber, and the machining material can be selected from PA/PP.

**4 0 0 1 flat grid network chain**




Wire mesh material	Die material	service load Newton/metre (21°C)	Network chain weight (kg/m <sup>2</sup> )	W standard width (mm)			
				Single chip width		Combination and assembly	
POM	PP	47600	13.5	edge : 52.6/103	Chinese: 150.7	edge : 153.4	W=155.6 increment 1 50.7
	PBT	48000	13.6	Note: N.n is an integer multiple increment; W is the nominal width; due to different material shrinkage rates, the actual width of the mesh belt is smaller by 0.1% to 0.3%. [Please contact us before customization for confirmation]			
PP	PP	36000	8.9				
PE	PE	27000	9.3				
Wire link pitch (mm)	Shaft diameter (mm)	Back bending radius (minimum value) mm		W nonstandard width			
50.8	6	75		W=155.6+8.4*n			

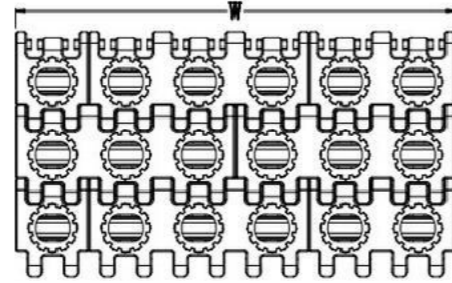
**Optional standard width (MM)**

198	206.4	290.4	298.8	307.2	357.6	374.4	391.2	399.6	408	424.8	433.2
450	475.2	492	508.8	539.2	618	668.4	760.8	777.6	794.4	819.6	828
903.6	912	962.4	996	1012.8	1222.8	1294.8	1752				

**400RT logistics sorting chain/slip resistant rubber surface**




Note: Products with RT\* are planned for development.

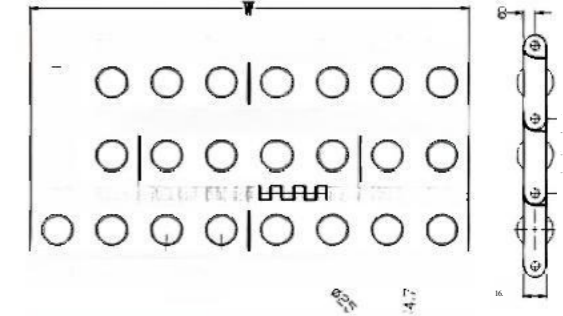


Wire mesh material	Die material	service load	Network chain weight	W standard width (mm)			
		Newton/metre (21°C)	(kg/m <sup>2</sup> )	Single chip width		Combination and assembly	
POM	Integrated connectivity	27000	14.6	50.8	101.6	152.4	W=152.4*N
				Note: N,n is an integer multiple increment; W is the nominal width; due to different material shrinkage rate the actual width tolerance is 0.2%. [Please contact us before customization to confirm]			
Wire link pitch (mm)	Shaft diameter (mm)	Back bending radius (minimum value) mm	W nonstandard width				
50.8	No sell	65	W=152.4*N+50.8* n				


**400UN universal ball chain**



Note: Products with UN\* are planned for development.

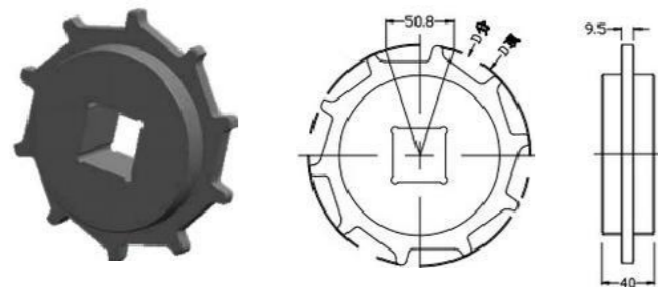


Wire mesh material	Die material	service load	Network chain weight	W standard width (mm)		
		Newton/metre (21°C)	(kg/m <sup>2</sup> )	Single chip width		Combination and assembly
PA6	PBT	45000	16.5	76.2	152.4	W=152.4*N
				Note: N,n is an integer multiple increment; W is the nominal width; due to different material shrinkage rate, the actual width tolerance is 0.2%. [Please contact us before customization to confirm]		
Wire link pitch (mm)	Shaft diameter (mm)	Back bending radius (minimum value) mm	W nonstandard width			
50.8	6	RD60				



0 degrees      30 degrees      60 degrees      90 degrees      150 degrees

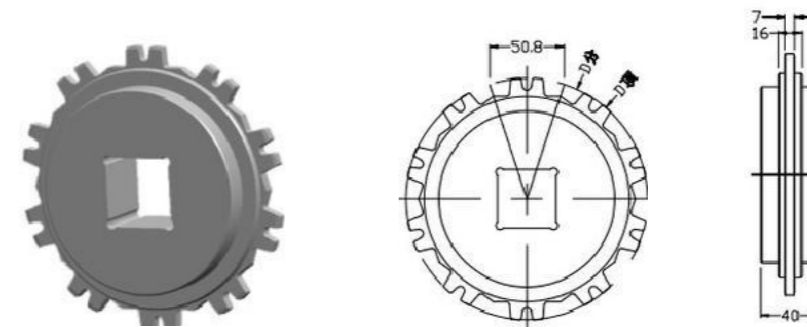
**Chain wheel**



specifications	number of teeth	aperture (mm)		D component	D top	shaping way
		fenestra	square hole	mm	mm	
400 RT-8T	8	25-40		132.8	132.8	machining
400 RT-10T	10	30-40		164.4	166.3	
400 RT-12T	12	30-63.5		196.3	198.6	
400 RT-16T	16	30-63.5		260.4	263.8	

Special tooth number can be customized, shaft diameter can be square hole \ round hole.  
The material of machining can be PA/PP.


**Chain wheel**




specifications	number of teeth	aperture (mm)		D component	D top	shaping way
		fenestra	square hole	mm	mm	
400UN-8T	8	25-40		132.8	133	machining
400UN-10T	10	30-40		164.4	165	
400UN-12T	12	30-63.5		196.3	197	
400UN-16T	16	30-63.5		260.4	261	

Special tooth number can be customized, shaft diameter can be square hole \ round hole.  
The material of machining can be PA/PP.

**6990 Automobile transmission chain**




Please consult us before ordering.  
Note: Products with gear background are prepared for development.

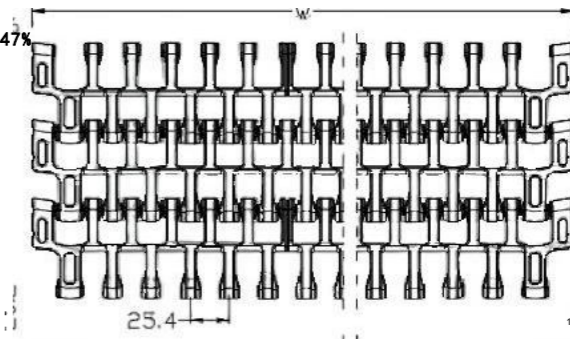


Wire mesh material	Die material	service load		Network chain weight (kg/m <sup>2</sup> )	W standard width (mm)	
		Newton/metre (21°C)			Single chip width	
POM	S16	100000		27.3	edge 152.4	304.8
					W=152.4* <i>n</i>	
Note: <i>n</i> is an integer multiple increment; W is the nominal width; due to different material shrinkage rate, the actual width tolerance is 0.2%. [Please contact us before customization]						
Wire link pitch (mm)	Shaft diameter (mm)	Back bending radius (minimum value) mm		W nonstandard width		
57.7	7.7	80				

**7970 turn bend net chain**



Opening rate: 47%

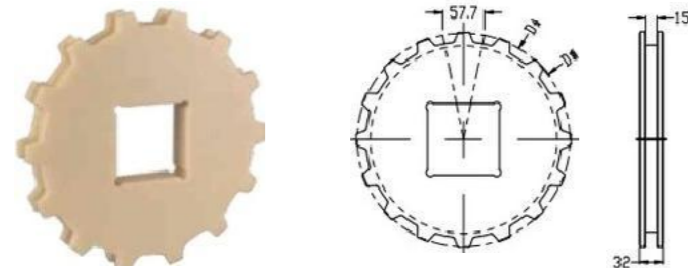


Wire mesh material	Die material	service load		Network chain weight (kg/m)	W standard width (mm)		
		Newton (21°C)			Single chip width		Combination and assembly
POM	PP	24000		12.4	edge : 319.5	Middle: 278.9/304.8	edge : 167.1
	PBT	25000		12.5	W=487 increment 279/304.8		
PP	PP	23000		8.6	Note: <i>n</i> is an integer multiple increment; W is the nominal width, and the actual width of the mesh belt is 0.1% to 0.3% smaller due to different material shrinkage rates. [Please contact us before customization to confirm]		
PE	PP	12500		9.0			
Wire link pitch (mm)	Shaft diameter (mm)	Back bending radius (minimum value) mm		W nonstandard width			
50.8	6.4	50		W=334+25.4* <i>n</i>			

**Optional standard width (MM)**

309.3	334.7	360.1	385.5	410.9	461.7	487.1	512.5	614.1	918.9
-------	-------	-------	-------	-------	-------	-------	-------	-------	-------

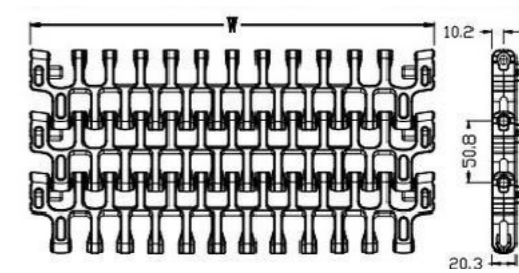
**Chain wheel**



specifications	number of teeth	aperture (mm)		D component mm	D top mm	shaping way
		fenestra	square hole			
6990-12T	12	35-100		223	226	machining
6990-16T	16	50-120		295.8	299	
6990-24T	24	80-250		442.1	445	

Special tooth number can be customized, shaft diameter can be square hole \ round hole.  
The material of machining can be P16

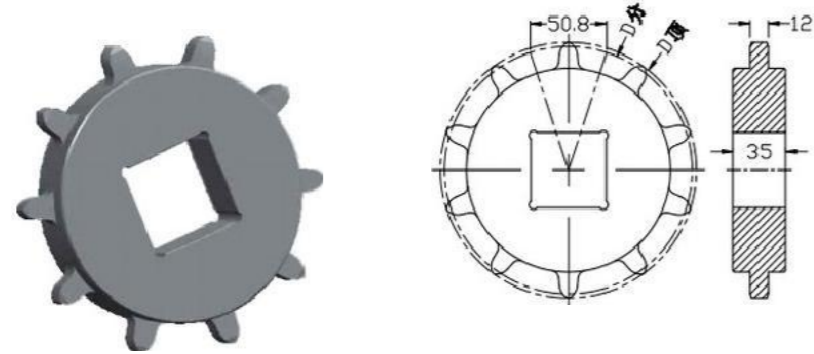
**7970 fixed width turn chain**



Wire mesh material	Die material	service load		Network chain weight (kg/m)	W standard width (mm)	
		Newton (21°C)			Single chip width	
POM	PP	24000		12.4	The fixed width is 334	
	PBT	25000		12.5	Note: <i>n</i> is an integer multiple increment; W is the nominal width, and the actual width of the mesh belt is 0.1% to 0.3% smaller due to different material shrinkage rates. [Please contact us for confirmation before customization]	
PP	23000		8.6			
PE	PP	12500		9.0		
Wire link pitch (mm)	Shaft diameter (mm)	Back bending radius (minimum value) mm		W nonstandard width		
50.8	6.4	50		W=334+25.4* <i>n</i>		




7 9 7 0 Series-Chain wheels



specifications	number of teeth	aperture (mm)		D component mm	D top mm	Molding method
		fenestra	square hole			
7970-8T	8	30-50		132.7	138	machining
7970-9T	9	30-40		148.5	154	
7970-10T	10	40-70		164.4	170	
7970-12T	12	40-70		196.3	202	
7970-16T	16	40-90		260.4	266	

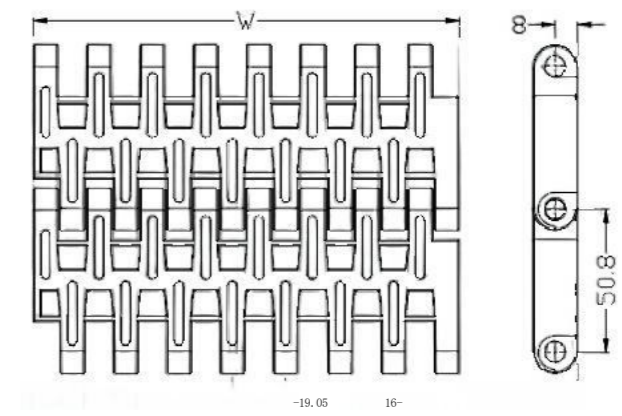
Special tooth number can be customized, shaft diameter can be square hole \ round hole.  
The material of machining can be PA/PP.

5 0 3 2 grid network chain




Please consult us before purchase.  
Note: Products with gray background are under

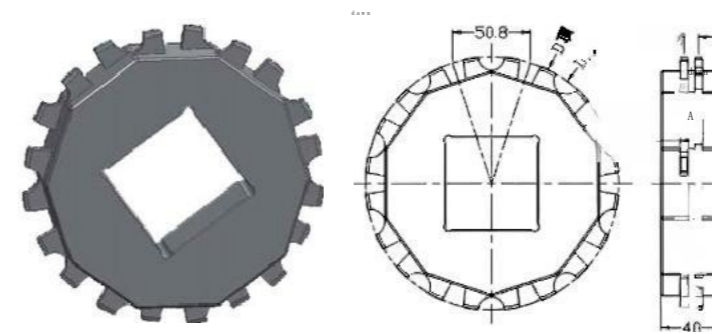
Opening rate: 34%



Wire mesh material	Dial material	service load		Network chain weight (kg/m <sup>2</sup> )	W standard width (mm)		
		Newton/metre (21°C)			Single chip width		Combination and assembly
POM	PP	36000		12.0	152.4	76.2	W=152.4 increment 76.2
	PBT	55000		12.1	Note: N is increased by integer multiples; W is nominal width. Due to different material shrinkage rates, the actual width of the mesh belt may be slightly smaller by 0.1% to 0.3%. [Please contact us for confirmation before customization.]		
PP	PP	36000		8.0			
PE	PE	24000		8.3			
Wire link pitch (mm)		Shaft diameter (mm)	Back bending radius (minimum value) mm	W nonstandard width			
30.8		7.0	45	W=152.4+19.05*n			



Chain wheel

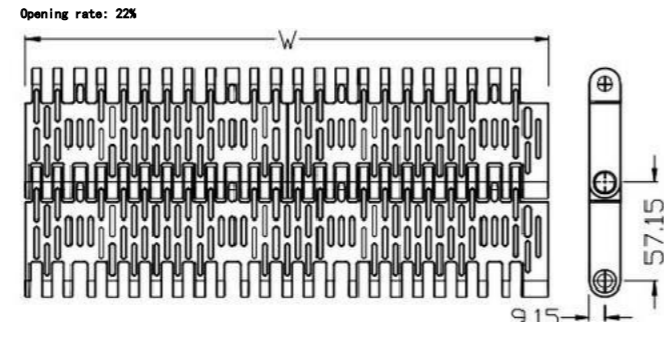



specifications	number of teeth	aperture (mm)		D component mm	D top mm	shaping way
		fenestra	square hole			
5032-6T	6	30-40		101.6	102.1	machining
5032-8T	8	30-60		132.7	133.4	
5032-10T	10	30-60		164.3	165.2	
5032-12T	12	30-70		196.2	197.2	
5032-16T	16	30-80		260.3	261.5	

Special tooth number can be customized, shaft diameter can be square hole \ round hole.  
The material of machining can be PA/PP.



**5 9 9 6 grid network chain**



Wire mesh material	Die material	service load	Network chain weight	W standard width (mm)		
		Newton/metre (21°C)		(kg/m <sup>2</sup> )	Single chip width	Combination and assembly
POM	PP	43000	12.5	Left: 152.4/304.8 middle: 304.8/152.4 right: 152.4/304.8 W=304.8N		
	PBT	44000	12.6			
PP	PP	29000	7.9	Note: N,n is an integer multiple increment; W is the nominal width; due to different material shrinkage rate, the actual width of the mesh belt is smaller by 0.1% to 0.3%. [Please contact us before customization to confirm]		
PE	PE	21000	8.3			
Wire link pitch (mm)	Shaft diameter (mm)	Back bending radius (minimum value) mm	W nonstandard width			
57.15	7.8	75	W=304.8N+76.2* n			

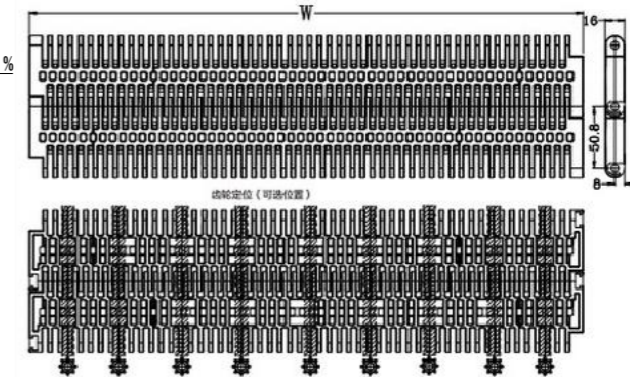
**Optional standard width (MM)**

304.8	457.2	533.4	609.6	762	914.4	1066.8	1219.2	1371.6	1524	1676.4	1828.8
1981.2	2133.6	2286	2438.4	2590.8	2743.2	2895.6	3048				

**4 0 0 1-1 flat grid network chain width over tooth profile**



Open hole rate: 1.7 %

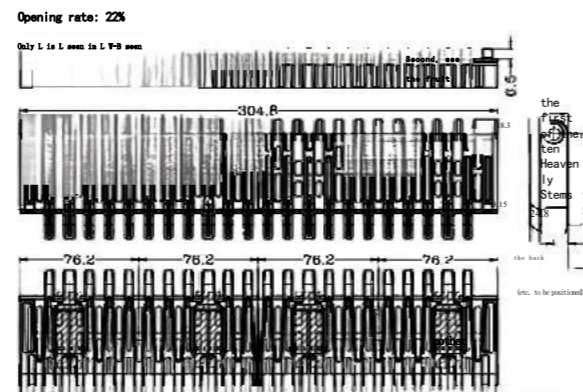


Wire mesh material	Die material	service load	Network chain weight	W standard width (mm)		
		Newton/metre (21°C)		(kg/m <sup>2</sup> )	Single chip width	Combination and assembly
POM	PP	47600	12.8	edge : 52/102	Middle: 303	W=152.4 Increment 303
	PBT	48000	12.9	Note: N,n is an integer multiple increment; W is the nominal width; due to different material shrinkage rates, the actual width of the mesh belt is 0.1% to 0.3% smaller. [Please contact us before customization for confirmation]		
PP	PP	36000	8.2			
PE	PE	27000	8.6	Due to the limitation of sprocket position, it is recommended not to use non-standard width.		
Wire link pitch (mm)	Shaft diameter (mm)	Back bending radius (minimum value) mm				
60.8	6	75				

**Optional standard width (MM)**

156	383.8	613.4	761	1531.8						
-----	-------	-------	-----	--------	--	--	--	--	--	--

**5 9 9 7 Convex ribbed chain**

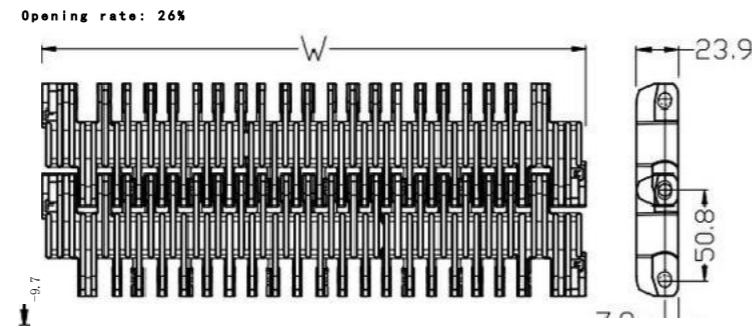


Wire mesh material	Die material	service load	Network chain weight	W standard width (mm)		
		Newton/metre (21°C)		(kg/m <sup>2</sup> )	Single chip width	Combination and assembly
POM	PP	43000	16.3	Left: 152.4/304.8 Middle: 304.8/152.4 right: 152.4/304.8 W=304.8N		
	PBT	44000	16.4			
PP	PP	29000	10.3	Note: N,n is an integer multiple increment; W is the nominal width; due to different material shrinkage rates, the actual width of the mesh belt is smaller by 0.1% to 0.3%. [Please contact us before customization to confirm]		
PE	PE	21000	10.9			
Wire link pitch (mm)	Shaft diameter (mm)	Back bending radius (minimum value) mm	W nonstandard width			
57.15	7.8	75	W=304.8N+76.2* n			

**Optional standard width (MM)**

304.8	457.2	533.4	609.6	762	914.4	1066.8	1219.2	1371.6	1524	1676.4	1828.8
1981.2	2133.6	2286	2438.4	2590.8	2743.2	2895.6	3048				

**3 1 1 0 Convex ribbed mesh chain**



Wire mesh material	Die material	service load	Network chain weight (kg/m <sup>2</sup> )	W standard width (mm)	
		Newton/metre (21°C)		Single chip width	Combination and assembly
PP	PP	28000	11.7	Left: 114.7/190.7 middle: 303.3	Right: 114.4/190.3 W=304.8 increment 3 03.5
	PBT	29000		Note: Nn is an integer multiple increment; W is the nominal width; due to different material shrinkage rate, the actual width tolerance is 0.2%. [Please contact us before customization]	
Wire link pitch (mm)	Shaft diameter (mm)	Back bending radius (minimum value) mm	W nonstandard width		
50.8	7.2	76.2	W=304.8N+76.2mm		

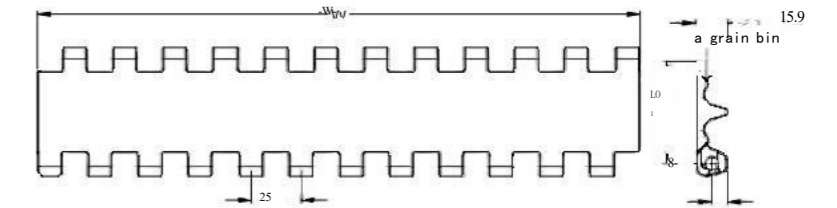
**Optional standard width (MM)**

304.8	381	533.4	609.6	914.4	990.6	1066.8	1143	1219.2	1295.4	1371.6	1422.4
1447.8	1524	1601	1676.4	1828.8	1905	1981.2	2057.4	2133.6	2286	2362.2	2438.4
2514.6	2590.8	2870.2	2971.8	3048	3124.2	3200.4	3352.8				

**8 2 5 Y plate mesh chain**



\* The maximum area can be cleaned, and the cleaning is more convenient and faster.

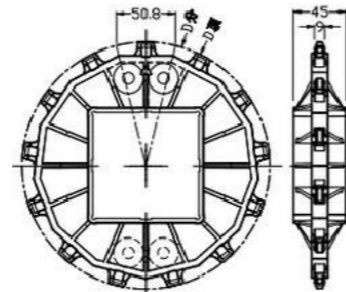


Wire mesh material	Die material	service load	Network chain weight (kg/m <sup>2</sup> )	W standard width (mm)	
		Newton/metre (21°C)		Single chip width	Combination and assembly
POM	PBT	38000	11.2	edge 100 edge 300 edge 500	Fixed width 300/500 W=300 increment 100
				Note: Nn is an integer multiple increment; W is the nominal width; due to different material shrinkage rate, the actual width tolerance is 0.2%. [contact us for confirmation before customization]	
Wire link pitch (mm)	Shaft diameter (mm)	Back bending radius (minimum value) mm	W nonstandard width		
51.3	6	R550	W=300+25n		

**Optional standard width (MM)**

250	275	300	350	400	450	500	525	575	600	700	727
750	1000	1050	1100	1200							

**Chain wheel**

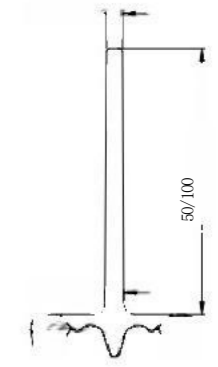
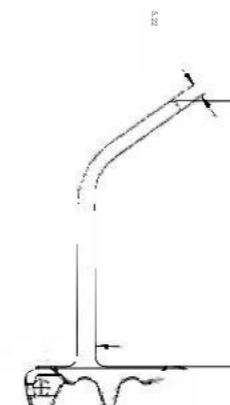


**Split chain wheel**

specifications	number of teeth	aperture (mm)		D component mm	D top mm	shaping way
		fenestra	square hole			
Optional all-in-one and split type						
3110-13T	13	65	80	212.3	212.3	produce plastic articles by injection moulding
			90			
3110-16T	16		90	260.4	260.6	
		100	100			
			120			

Special tooth number can be customized, shaft diameter can be square hole \ round hole.  
The material of the injection molding wheel can be selected as POM/PP/PA, and the machining material can be selected as PA/PP.

**8 2 5 Y plate**



The width of the bend plate is 300 and that of the straight plate is 300

**MPB plate network chain**




Wire mesh material	Die material	service load Newton/metre (21°C)	Network chain weight (kg/m <sup>2</sup> )	W standard width (mm)					
				Single chip width			Combination and assembly		
POM	PP	30000	12.8	302.2	W403	503.8	604.6	621.4	Add single width
				Note: N, n is an integer multiple increment; W is the nominal width; due to different material shrinkage rates, the actual width tolerance is 0.2%. [Please contact us before customization]					
Wire link pitch (mm)	Shaft diameter (mm)	Back bending radius (minimum value) mm	W nonstandard width						
51.3	8	RD 50	W=50.4+16.8*N						

**Optional standard width (MM)**

302.2	403	503.8	604.6	621.4	700	1008	1050	1075				
-------	-----	-------	-------	-------	-----	------	------	------	--	--	--	--

**4809 Convex ribbed chain**

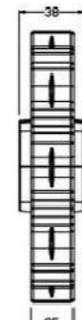
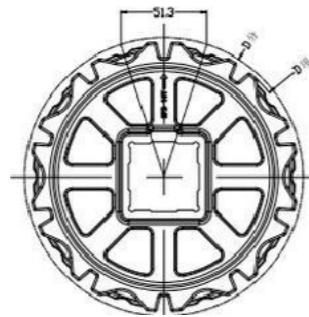


Wire mesh material	Die material	service load Newton/metre (21°C)	Network chain weight (kg/m <sup>2</sup> )	W standard width (mm)	
				Single chip width	Combination and assembly
POM	PP	43000	16	edge : 152.4/304.8	Medium: 304.8/152.4
	PBT	44000	16.1	W=304.8 increment 152.4	
PP	PP	29000	10	Note: No is an integer multiple increment; W is the nominal width; due to different material shrinkage rate, the actual width of the mesh belt is smaller by 0.1% to 0.3%. [Please contact us before customization to confirm]	
PE	PE	21000	10.6		
Wire link pitch (mm)	Shaft diameter (mm)	Back bending radius (minimum value) mm	W nonstandard width		
57.15	6	75	W=304.8*N+76.2* n		

**Optional standard width (MM)**

304.8	381	457.2	533.4	609.6	685.8	762	838.2	914.4	990.6	1066.8	1143	1219.2	1295.4	1371.6	1447.8	1524	1600.2	1676.4	
1732.4	1828.8	1905	1981.2	2057.4	2133.6	2209.8	2286	2362.2	2438.4	2514.6	2590.8	2667	2743.2	2819.4	2895.6	2971.8	3048		

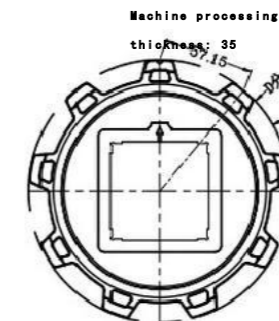
**Chain wheel**



specifications	number of teeth	Diameter (mm)		D component mm	D top mm	shaping way
		fenestra	square hole			
MPB-8T	8	25-50		134.6	126	machining
MPB-9T	9	30-60		149.7	143	machining
MPB-10T	10	35/40	340	165.7	160.4	produce plastic articles by injection moulding
MPB-12T	12	50-80		197.8	194	machining

Special tooth number can be customized, shaft diameter can be square hole \ round hole.  
The material of the injection molding wheel is nylon fiber, and the machining material can be selected as nylon.

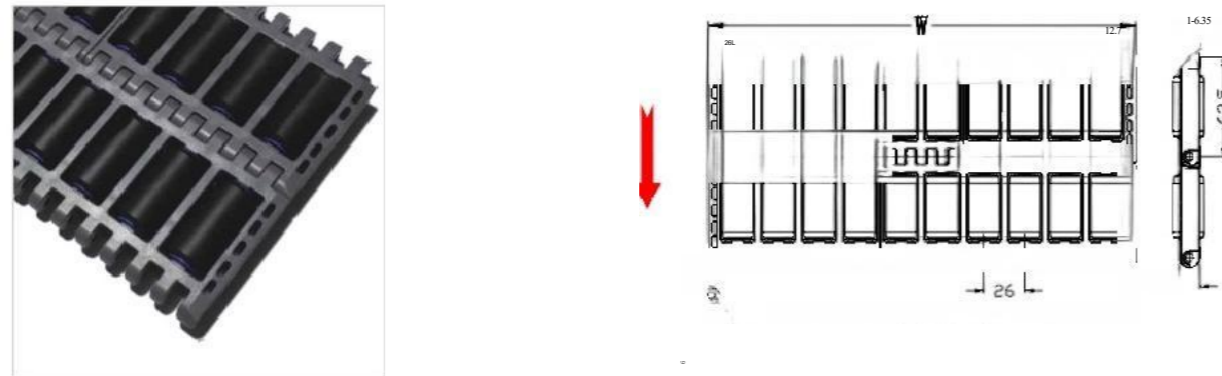
**chain wheel**



specifications	number of teeth	Diameter (mm)		D component mm	D top mm	shaping way
		fenestra	square hole			
4809-9T	9	30	40	167.1	166	produce plastic articles by injection moulding
		35	50			
		40	60			
4809-14T	14	50		256.83	257	produce plastic articles by injection moulding
		80				
		90				

Special tooth number can be customized, shaft diameter can be square hole \ round hole.  
The material of the injection molding wheel can be selected from nylon + fiber, and the machining material can be selected from PA/PP.

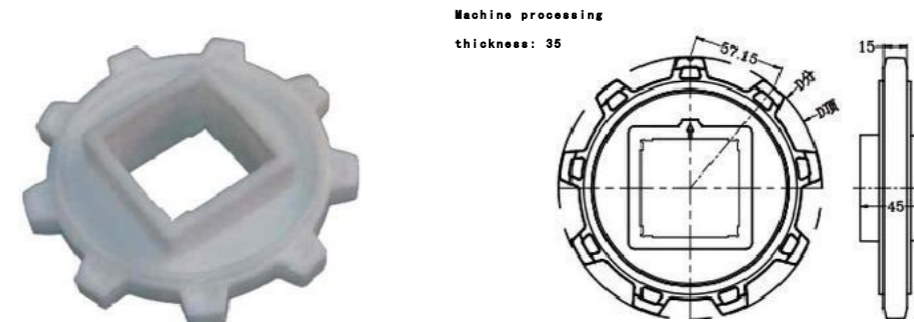
**6326 logistics sorting chain**



Wire mesh material	Dial material	service load Newton/metre (21°C)	Network chain weight kg/m <sup>2</sup>	W standard width (mm)		
				Single chip width		Combination and assembly
POM	PP	43000	19.5	Left: 110 / 162	Middle: 104/208   Right: 110/162	W=272 incremented by 104
	PBT	52000	19.8	Note: N is increased by integer multiples; W is the nominal width, and the actual width of the mesh belt may be slightly smaller by 0.1% to 0.3% due to different material shrinkage rates. [Please contact us for confirmation before customization]		
PP	PP	28000	13.8			
Wire link pitch (mm)	Diameter of pin (mm)	Back bending radius (minimum value) mm	W nonstandard width			
63.5	5.0		W=272-294N			

Optional standard width (MM)											
272	376	480	506	558	584	688	740	792	896	1000	1104
1208	1312	1416	1520	1624	1728	1832					

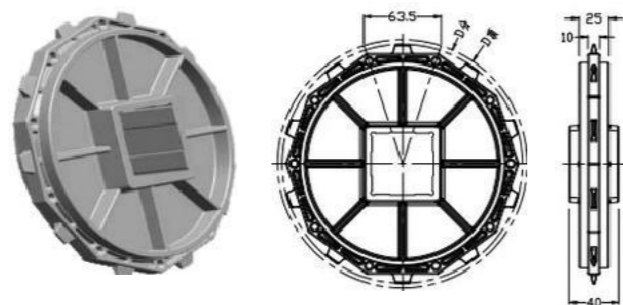
**chain wheel**



specifications	number of teeth	Diameter (mm)		D component mm	D top mm	shaping way	
		fenestra	square hole				
4809-9T	9	30	40	167.1	166	produce plastic articles by injection moulding	
		35	50				
		40	60				
4809-14T	14	50	80	256.83	257		
		80					90
		90					

Special tooth number can be customized, shaft diameter can be square hole \ round hole.  
The material of the injection molding wheel can be selected from nylon + fiber, and the machining material can be selected from PA/PP.

**chain wheel**



specifications	number of teeth	aperture (mm)		D component mm	D top mm	shaping way
		fenestra	square hole			
6326-8T	8	30-60		165.9	155	machining
6326-10T	10	40-80		205.5	198	
6326-12T	12	50-100		245.3	239	

Special tooth number can be customized, shaft diameter can be square hole \ round hole.  
The material of machining can be PA/PP.

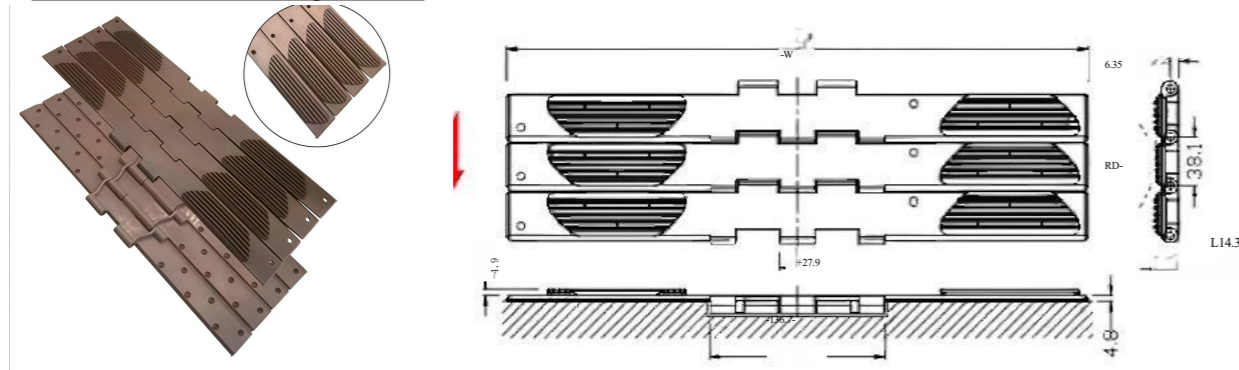


# Long hole, round hole chain

- 01 Straight-line movement, turning sequences.
- 02 Industrial chain wheel
- 03 Machined Turn-Chain
- 04 Bone Link Chain
- 05 Direct Transfer Chain
- 06 Dedicated chain

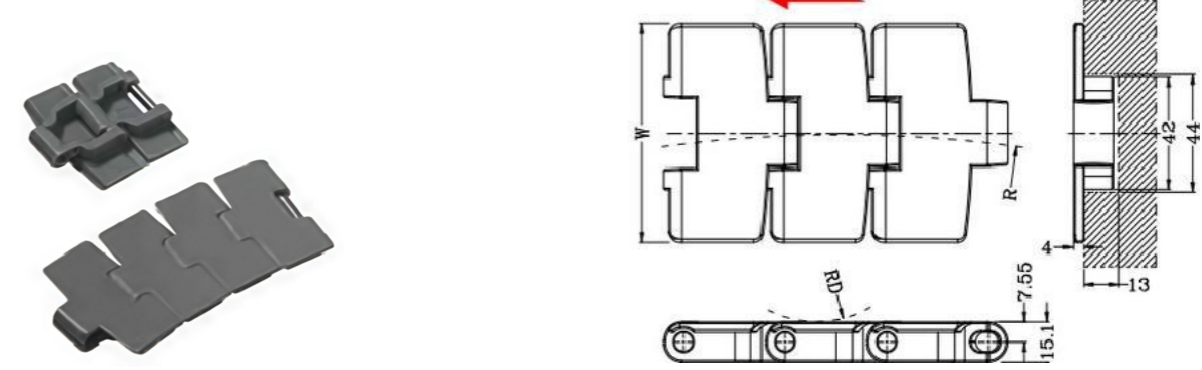
02

**PQ 821 Anti-skid straight chain**



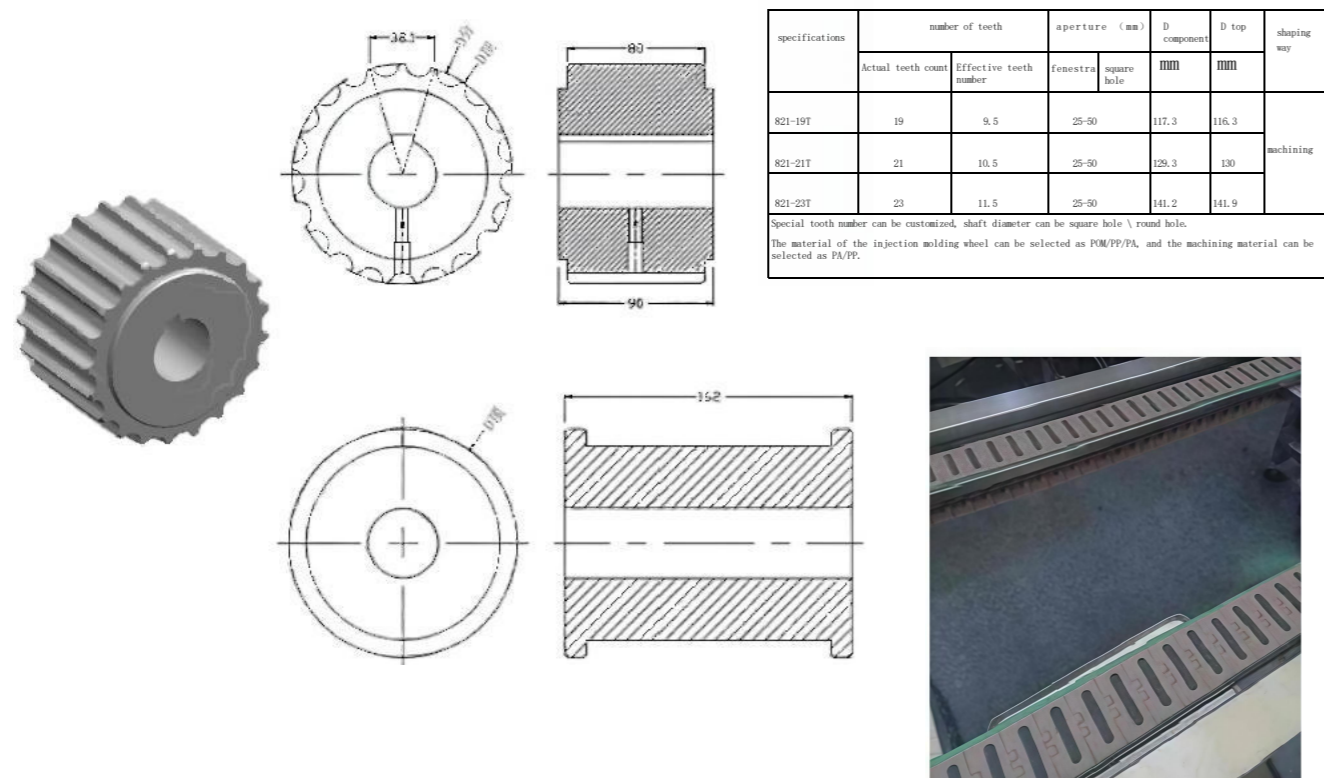
Chain plate model	Chain plate width W	Network chain weight	Chain plate material	service load	Dial material
	millimetre	(kg/m)		Newton (21°C)	
PQ821-K1800 anti-slip	457.2	4.25	POM	2680	SUS
pitch (mm)	Shaft diameter	Back bending radius (minimum value)	Note: It is mainly used in the food and packaging industry for all kinds of containers such as PET bottles, PET bottom petal bottle, aluminum and steel cans, cartons, pallets, glass bottles, plastic containers, etc.		
38.1	6.3	RD50			

**880M magnetic steering chain**

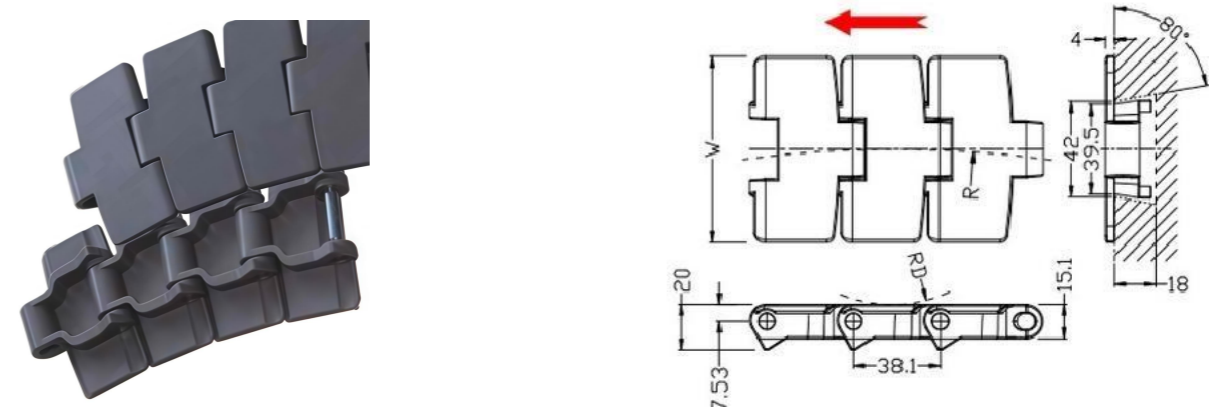


Chain plate model	Chain plate width W	Network chain weight	minimum turning radius	Chain plate material	service load
	millimetre	(kg/m)	millimetre		Newton (21°C)
PQ880M-K325	82.5	0.97	500	POM	2600
PQ880M-K330	83.8	0.98			
pitch (mm)	Shaft diameter (mm)	Dial material	Back bending radius (minimum value)	The multi-track conveyor with a row spacing of 85 mm is used in the beverage bottle conveying industry. The conveyor, row spacing and chain spacing are minimized to minimize the risk of product tipping over.	
38.1	7.1	Magnetic stainless steel	RD40		

**chain wheel**

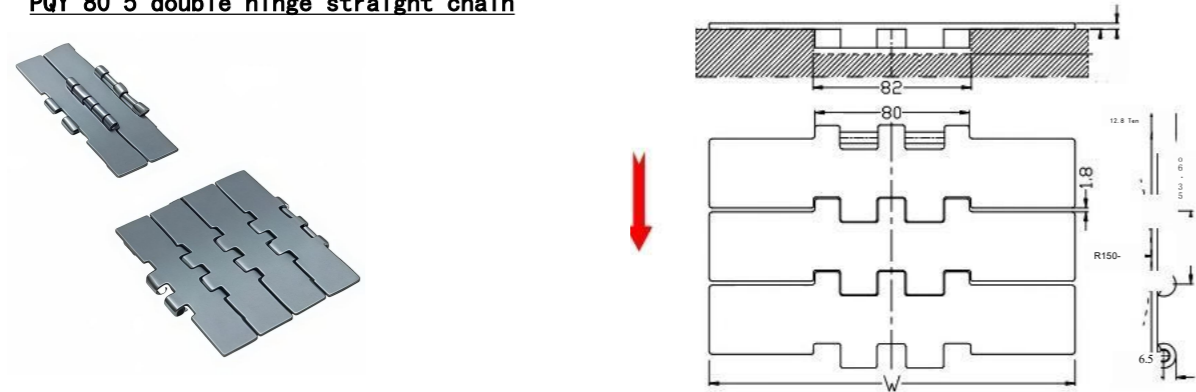


**880 Eight-character turning chain**



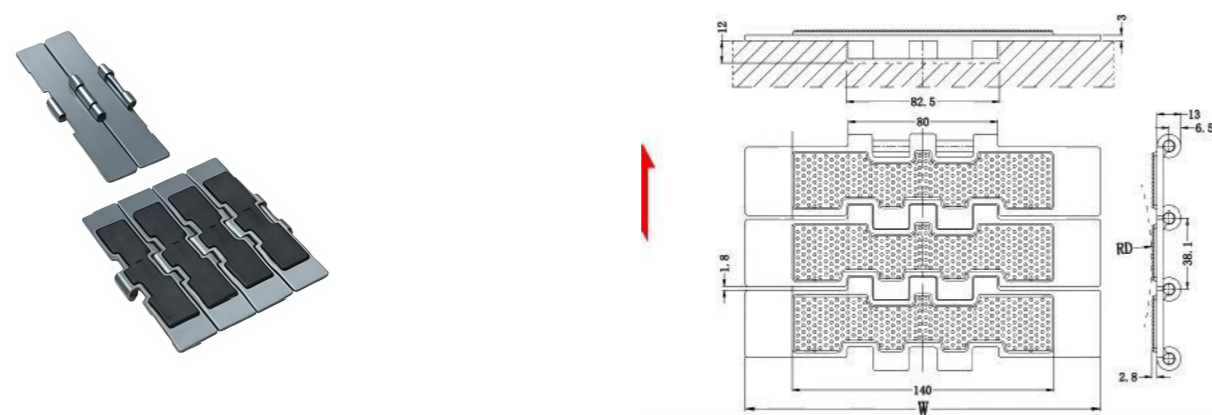
Chain plate model	Chain plate width W	Network chain weight	minimum turning radius	Chain plate material	service load
	millimetre	(kg/m)	millimetre		Newton (21°C)
PQ880-K325	82.5	0.89	400	POM	2600
PQ880-K450	114.3	1.04			
pitch (mm)	Shaft diameter (mm)	Dial material	Back bending radius (minimum value)	It is mainly used in the transportation of various food, beverages, PET bottles, aluminum cans and all kinds of goods. The eight-character type ensures the stability and reliability of the chain and eliminates the risk of derailment.	
38.1	7	SUS	RD40		

**PQY 80 5 double hinge straight chain**



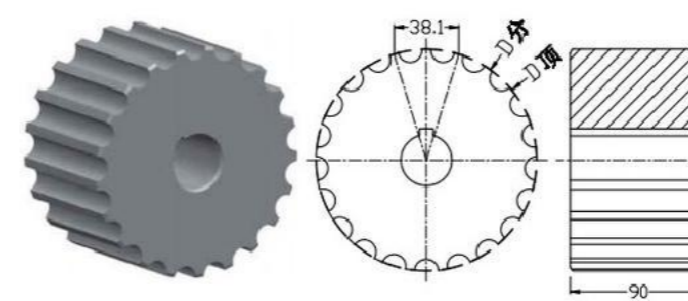
Chain plate model	Chain plate width W	Network chain weight (kg/m)	Chain plate material	service load
	millimetre			Newton (21°C)
PQY 80 5-K600	152.4	4.9	carbon steel	18000
PQY 80 5-K750	190.5	5.6	austenitic stainless steel	10600
PQY 80 5-K1000	254	7.73	Carbon steel chain (only suitable for dry ring, conveyor line, high load and rear resistant surface, glass bottle, small barrel line, plate box transmission) Environment: Glass process, automotive/mechanical general surface; stainless steel chain: new glass bottle, recycled glass delivery, general delivery.	
PQY 80 5-K1200	304.8	9.1		
pitch (mm)	Shaft diameter (mm)	Back bending radius (minimum value) mm		
38.1	6.35	150		

**PQY 802 anti-slip double hinge straight chain**



Chain plate model	Chain plate width W	Network chain weight (kg/m)	Chain plate material	service load
	millimetre			Newton (21°C)
PQY802-K750	190.5	5.94	carbon steel	18000
			austenitic stainless steel	10600
pitch (mm)	Shaft diameter (mm)	Back bending radius (minimum value) mm	Used to transport plastic cartons on a tilted conveyor line (maximum slope Angle of 25 degrees). Cushion material: nitrile rubber.	
38.1	6.35	RD150		

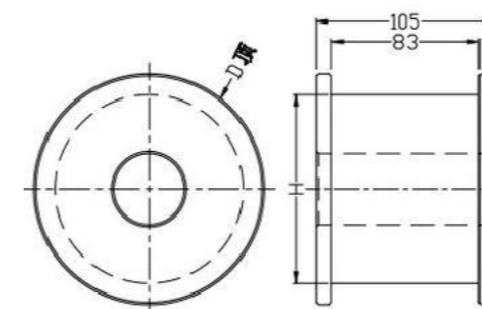
**Chain wheel-driving wheel**



specifications	number of teeth		aperture (mm)		D component	D top	shaping way
	Actual teeth count	Effective teeth count	fenestra	square hole	mm	mm	
PQY1802-19	19	9.5	25-50		117.3	116.3	machining
PQY1802-21	21	10.5	25-50		129.3	130.0	
PQY1802-23	23	11.5	25-50		141.2	141.9	
PQY1802-25	25	12.5	25-50		153.2	153.9	
PQY1802-27	27	13.5	25-50		165.2	165.9	
PQY1802-29	29	14.5	25-50		177.2	178.0	

Special tooth number can be customized, shaft diameter can be square hole \ round hole.  
The material of the injection molding wheel can be selected as POM/PP/PA, and the machining material can be selected as PA/PP.

**Chain wheel-passive wheel**

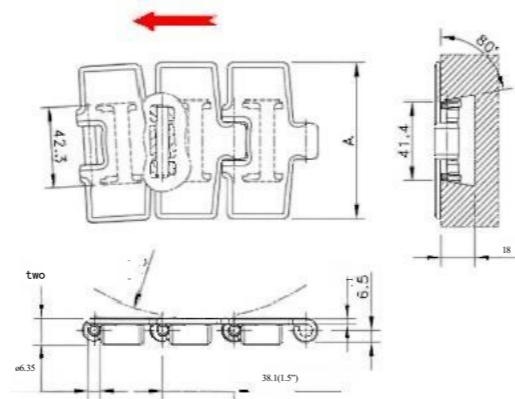


specifications	Applicable active wheel number		aperture (mm)		H	D top	shaping way
	Actual teeth count	Effective teeth number	fenestra	square hole	mm	mm	
PQY802-19	19	9.5	25-50		94	118.0	machining
PQY802-21	21	10.5	25-50		106	128.8	
PQY802-23	23	11.5	25-50		119	142.3	
PQY802-25	25	12.5	25-50		131.5	154.7	
PQY802-27	27	13.5	25-50		142	165.8	
PQY802-29	29	14.5	25-50		154	177.8	

Special tooth number can be customized, shaft diameter can be square hole \ round hole.  
The material of the injection molding wheel can be selected as POM/PP/PA, and the machining material can be selected as PA/PP.

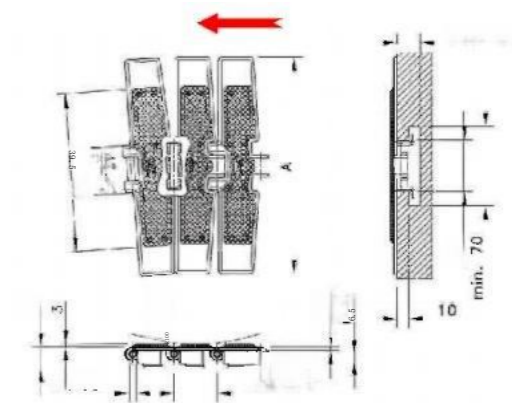


**The G881 turns in a single hinged figure of eight**



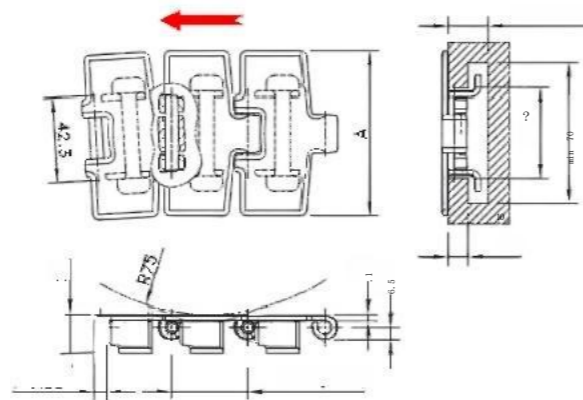
Chain plate model	Chain plate width A	Network chain weight (kg/m)	minimum turning radius	Chain plate material	service load
	millimetre		millimetre		Newton (21°C)
PQG881-K325	82.5	3.0	500	carbon steel	8350
PQG881-K450	114.3	3.7	610	austenitic stainless steel	3500
PQG881-K750	190.5	5.5			
pitch (mm)	Shaft diameter (mm)	Back bending radius (minimum value) mm	Metal flat chain is an ideal tool for conveying glass, PET containers, small barrels, cartons and other products.		
38.1	6.35	75			

**G 881T single hinge anti-slip type**



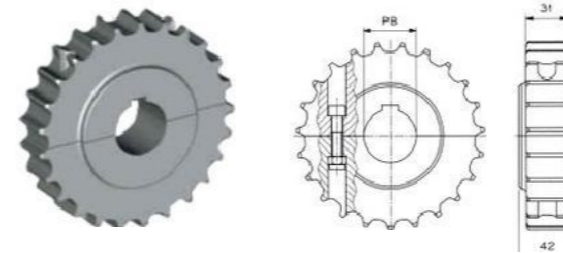
Chain plate model	Chain plate width A	Network chain weight (kg/m)	minimum turning radius	Chain plate material	service load
	millimetre		millimetre		Newton (21°C)
PQG881T-K325-HF	82.5	3.3	500	carbon steel	8350
PQG881T-K450-HF	114.3	4.0	610	austenitic stainless steel	3500
PQG881T-K750-HF	190.5	5.3			
pitch (mm)	Shaft diameter (mm)	Back bending radius (minimum value) mm	Used to transport plastic cartons on a tilted conveyor line (maximum slope Angle of 25 degrees). Cushion material: nitrile rubber.		
38.1	6.35	75			

**G881T corner single hinge hook type**



Chain plate model	Chain plate width A	Network chain weight (kg/m)	minimum turning radius	Chain plate material	service load
	millimetre		millimetre		Newton (21°C)
PQG881T-K325	82.5	3.0	500	carbon steel	8350
PQG881T-K450	114.3	3.7	610	austenitic stainless steel	3500
PQG881T-K750	190.5	5.5			
pitch (mm)	Shaft diameter (mm)	Back bending radius (minimum value) mm	Metal flat chain is an ideal tool for conveying glass, PET containers, small barrels, cartons and other products.		
38.1	6.35	75			

**Chain wheel**



specifications	actual number of teeth	valid number of teeth	Pitch diameter PB (mm)		D component mm	D top mm	shaping way
			fenestra	square hole			
PQ881-17T	17	8.5	19-40	106.5	104.4	machining	
PQ881-19T	19	9.5	19-40	117.3	117		
PQ881-21T	21	10.5	9-40	129.3	129.4		
PQ881-23T	23	11.5	19-40	141.2	141.9		
PQ881-25T	25	12.5	19-40	153.2	154.2		
PQ881-27T	27	13.5	19-40	165.2	166.4		
PQ881-29T	29	14.5	19-40	177.2	178.7		

Special tooth number can be customized, shaft diameter can be square hole \ round hole.  
The material of machining can be PA/PP.

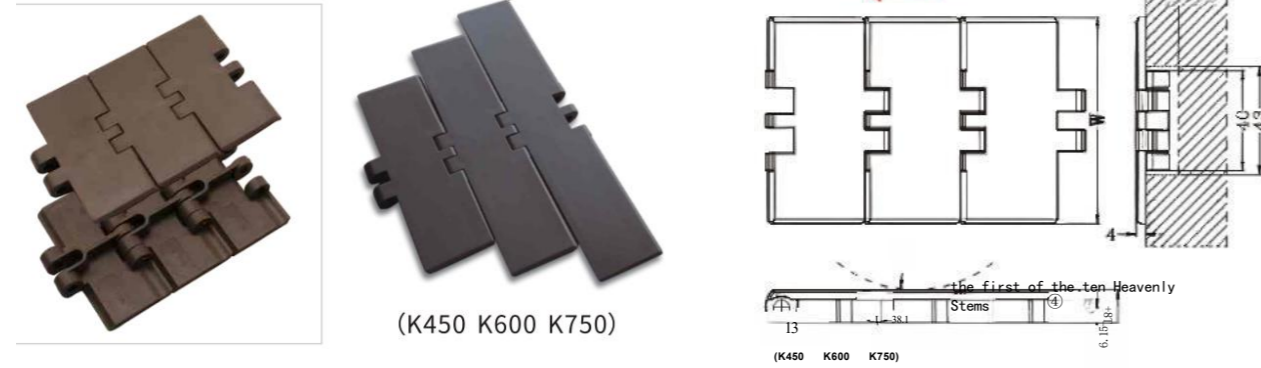
**idler**



specifications	equivalent number of teeth	Pitch diameter PB (mm)		D top mm	shaping way
		fenestra	square hole		
PQ881/881T-17T	17	19-40	106.5	machining	
PQ881/881T-19T	19	19-40	118		
PQ881/881T-21T	21	19-40	129.8		
PQ881/881T-23T	23	19-40	142.3		
PQ881/881T-25T	25	19-40	154.7		
PQ881/881T-27T	27	19-40	167.2		
PQ881/881T-29T	29	19-40	179.3		

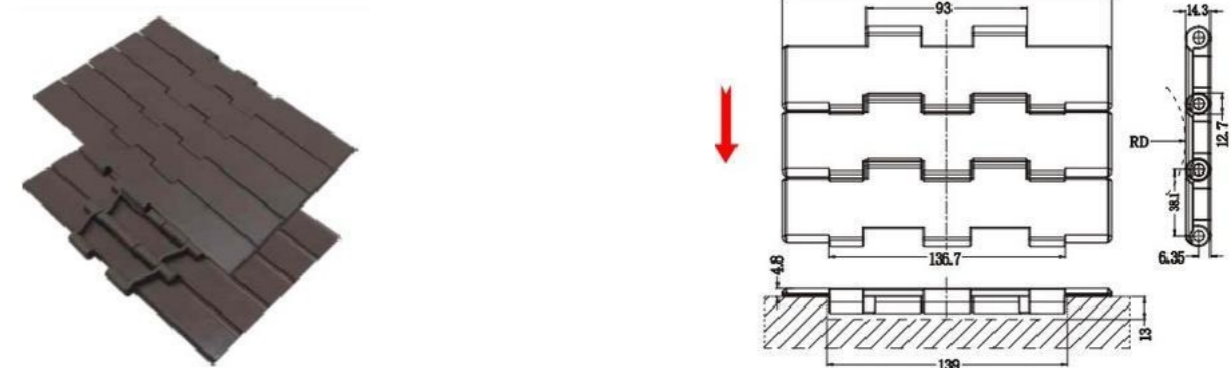
Special tooth number can be customized, shaft diameter can be square hole \ round hole.  
The material of machining can be PA/PP.

**820 single hinge straight chain**



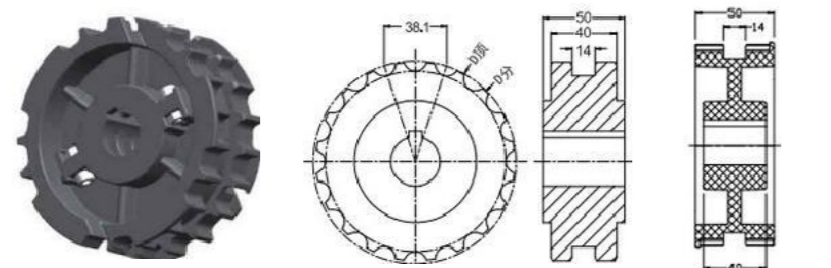
Chain plate model	Chain plate width W	Network chain weight (kg/m)	Chain plate material	service load	Die material
	millimetre			Newton (21°C)	
PQR20-K250	63.5	0.72	POM	1230	SUS
PQR20-K325	82.5	0.83	POM	1230	SUS
PQR20-K400	101.6	0.95	POM	1230	SUS
PQR20-K450	114.3	1.03	POM	1230	SUS
PQR20-K600	152.4	1.25	POM	1230	SUS
PQR20-K750	190.5	1.47	POM	1230	SUS
pitch (mm)	Shaft diameter (mm)	Back bending radius (minimum value) mm	Note: 1: POM is very suitable for dry or wet high wear environment, designed for medium to high speed high output ordinary transportation. 2: can reduce wear and has good friction characteristics.		
38.1	6.3	RD 50			

**821 Double hinge straight chain**



Chain plate model	Chain plate width W	Network link weight (kg/m)	Chain plate material	service load	Die material
	millimetre			Newton (21°C)	
PQR21-K750	190.5	2.50	POM	2680	SUS
PQR21-K1000	254.0	2.95	POM	2680	SUS
PQR21-K1200	304.8	3.25	POM	2680	SUS
PQR21-K1200 enhanced	304.8	3.42	POM	2680	SUS
pitch (mm)	Shaft diameter	Back bending radius (minimum value) mm	Note: It is mainly used in the food and packaging industry for the transportation of PE aluminum and steel cans, cartons, pallets, glass bottles, plastic containers and so on		T bottle, PET bottom flap bottle
38.1	6.3	RD60			

**Chain wheel-driving wheel**



Maximum thickness 50 mm, hub thickness 40 mm

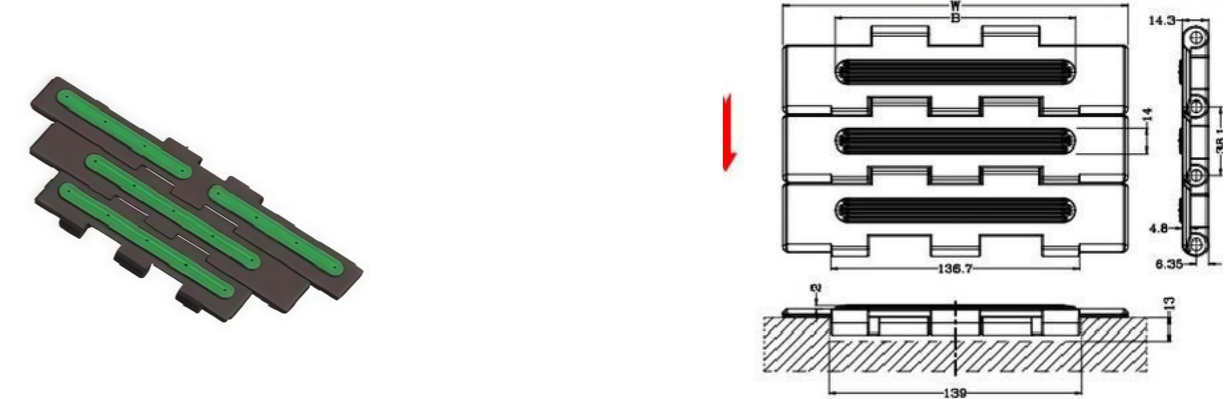
(machining) (produce plastic articles by injection moulding) The maximum expansion is 45

(21 tooth split active wheel-injection molding)

specification	number of teeth		aperture (mm)	D component	D top	shaping way
	quantity number of teeth	direction number of teeth				
PQR20-21T	21	10.5	25	129.5	129.3	produce plastic articles by injection moulding
PQR20-23T	23	11.5	25-50	142.0	141.2	machining
PQR20-25T	25	2.5	25-50	154.2	153.2	

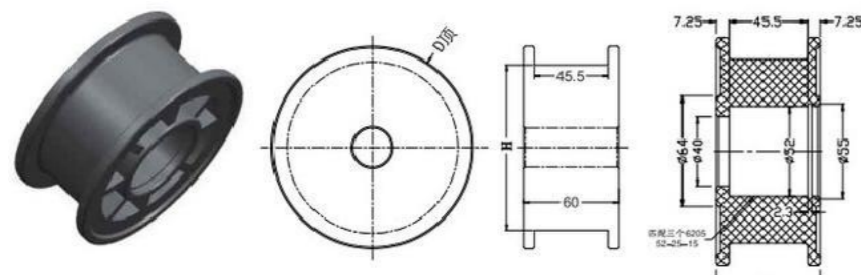
Special tooth number can be customized, shaft diameter can be square hole round hole. The material of the injection molding wheel can be selected as POM/ PP/ PA, and the machining material can be selected as PA/ PP.

**821 Double hinge straight anti-slip chain**



Chain plate model	Chain plate width W	Network chain weight (kg/m)	Anti-slip rubber width B	Chain plate material	service load
	millimetre		millimetre		Newton (21°C)
PQR21FH-K750	190.5	2.50	132	POM	2680
PQR21FH-K1000	254.0	2.95	195		
PQR21FH-K1200	304.8	3.25	245		
pitch (mm)	Shaft diameter (mm)	Die material	Back bending radius (minimum value) mm	Used to transport plastic cartons on a tilted conveyor line (maximum slope Angle of 20 degrees).	
38.1	6.3	SUS	RD40		

**Chainring-driven wheel**



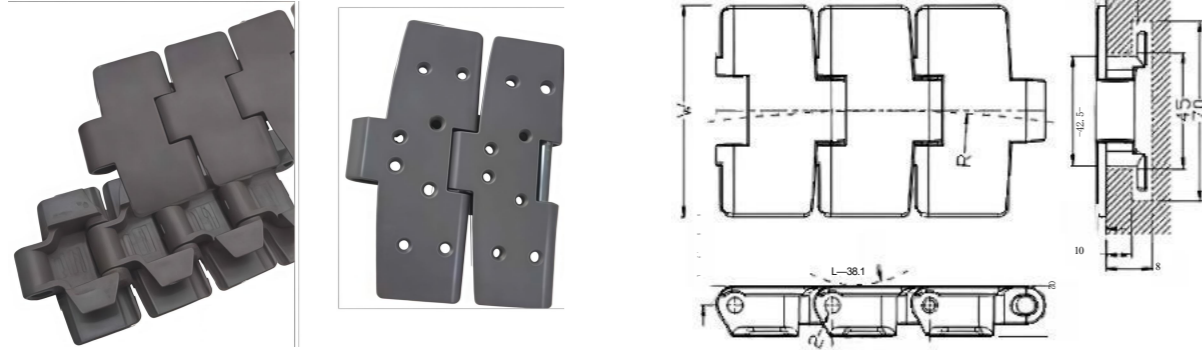
(21 tooth driven wheel-injection molding)

(machining) (produce plastic articles by injection moulding)

specification	number of teeth		aperture (mm)	D component	D top	shaping way
	Distal	fenestra				
PQR20-21T	21	6.5	Fit the bearing to the shaft	106.0	130.0	produce plastic articles by injection moulding
PQR20-23T	23	11.5	25-50	119.0	142.5	machining
PQR20-25T	25	2.5	25-50	131.5	154.5	

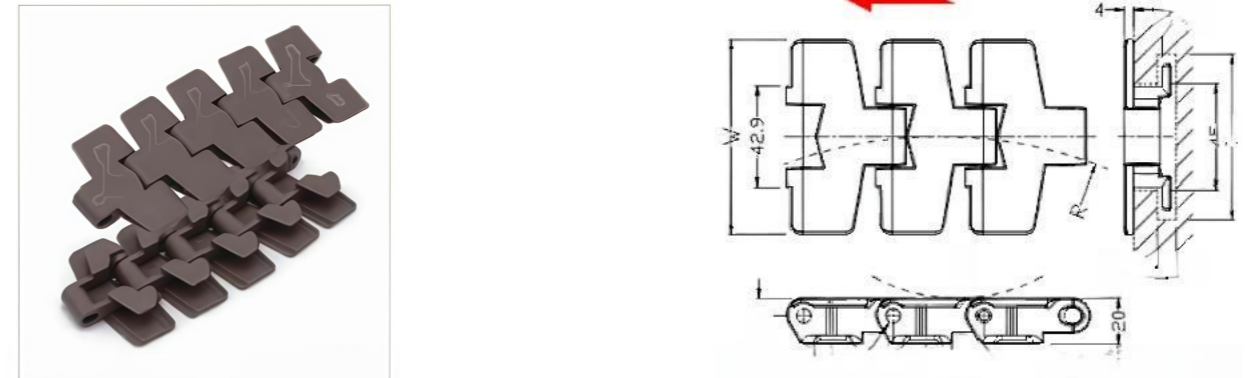
Special tooth number can be customized, shaft diameter can be square hole \ round hole. The material of the injection molding wheel can be selected as POM/PP/PA, and the machining material can be selected as PA/PP.

**880 K turn bend chain**



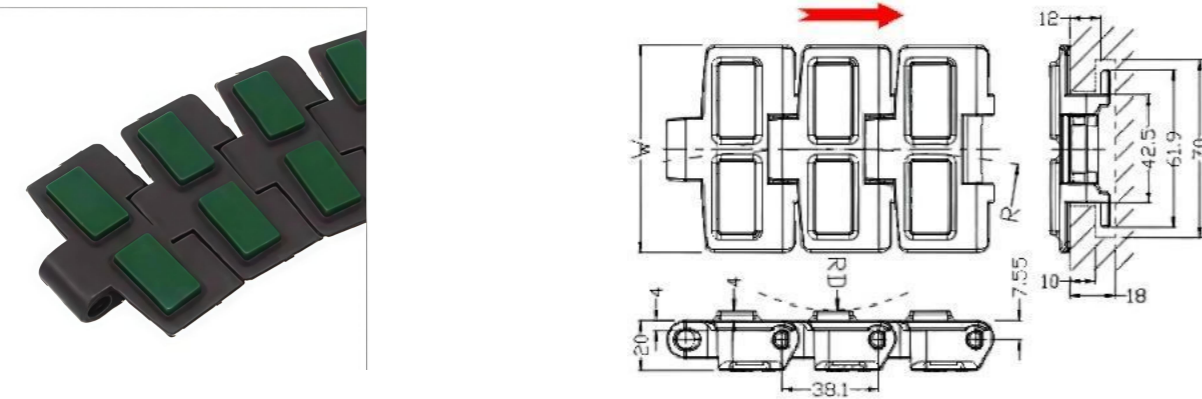
Chain plate model	Chain plate width W	Network chain weight (kg/m)	minimum turning radius	Chain plate material	service load
	millimetre		millimetre		Newton (21°C)
PQ 880 K-K325	82.50	0.95	R350	POM	3800
PQ 880 K-K450	114.3	1.10	R500		
pitch (mm)	Shaft diameter (mm)	Die material	Back bending radius (minimum value) mm	Application: PET bottle, PET bottom flap bottle, can, carton, disposable glass bottle, glass manufacturing, packaged products, paper and cardboard, general transportation operations	
38.1	6.2	SIS	RD 40		

**880T B0 small turn chain**



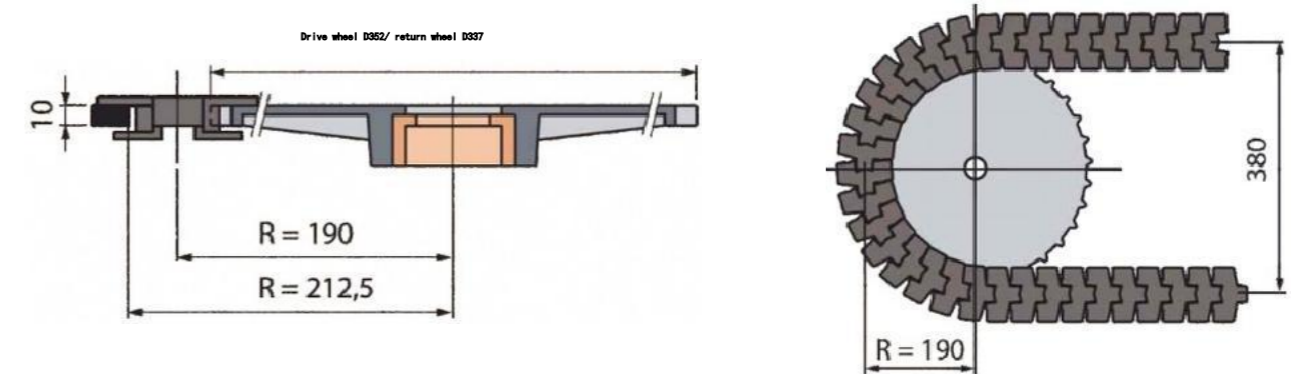
Chain plate model	Chain plate width W	Network chain weight (kg/m)	minimum turning radius	Chain plate material	service load
	millimetre		millimetre		Newton (21°C)
PQ 880 K B0-K325	82.50	0.96	R190	POM	2100
PQ 880 K B0-K450	114.3	1.11	R190		
pitch (mm)	Shaft diameter (mm)	Die material	Back bending radius (minimum value) mm	Suitable for conveying in narrow space. Matching the corresponding rotary disc can achieve horizontal bending conveying.	
38.1	6.2	SIS	RD 40		

**880 K anti-slip chain**

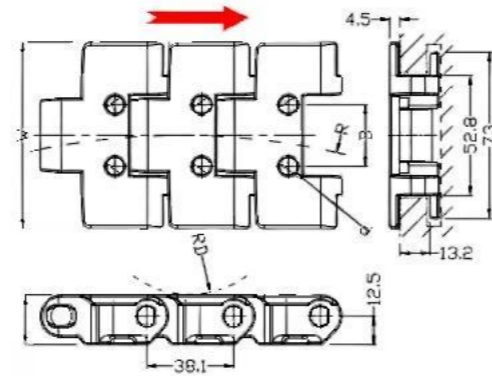


Chain plate model	Chain plate width W	Network chain weight (kg/m)	minimum turning radius	Chain plate material	service load
	millimetre		millimetre		Newton (21°C)
PQ 880 K-K3 25FH	82.50	1.03	R350	POM	3800
Q 880 K-K4 50FH	114.3	1.23	1.23		
pitch (mm)	Shaft diameter (mm)	Die material	Back bending radius (minimum value) mm	Application: plastic pallet boxes and general conveying operations on horizontal or the inclined conveyor line. (The maximum slope angle is 20 degrees, and the conveying product characteristics/environment conditions will affect the effective inclination angle.)	
38.1	6.8	SIS	RD 40		

**Rotating disc during water level transfer**

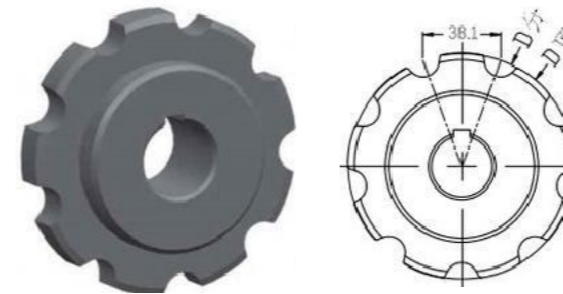


**26 0 P vacuum open turn chain**

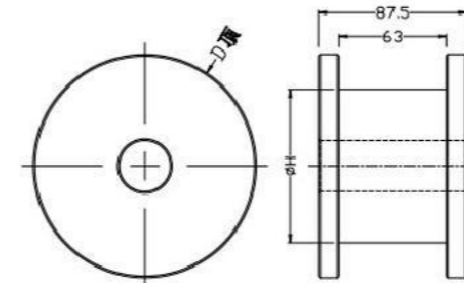


Chain plate model	Chain plate width W	Network chain weight (kg/m)	minimum turning radius (mm)	aperture d (mm)	pitch-row B (mm)	Chain plate material	service load (Newton (21°C))
	millimetre						
FQ26 0 P-K325	82.5	1.52	R350	8	27	POM	2600
FQ26 0 P-K450	114.3	1.70	R500	6	24		
pitch (mm)	Shaft diameter (mm)	Dial material	Back bending radius (minimum value) mm	Application: vacuum adsorption conveyor and general conveying operation. It can also be used as the base of low back pressure ball conveyors, and the balls can be installed and disassembled easily.			
38.1	Flat 8.5	SIS	RD40				

**Chain wheel main wheel**



**Chain wheel**




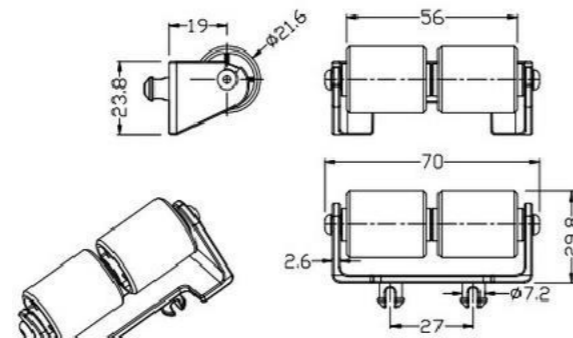
specifications	number of teeth	Diameter (mm)		D component (mm)	D top (mm)	shaping way
		fenestra	square hole			
26 0 P-9T	9	25-40		106.0	111.4	machining
26 0 P-10T	10	25-40		121.4	125.3	
26 0 P-11T	11	25-40		133.9	135.2	
26 0 P-12T	12	25-40		146.9	147.2	

Special tooth number can be customized, shaft diameter can be square hole \ round hole.  
The material of machining can be PA66.

specifications	Use the active wheel number of teeth	Diameter (mm)		H (mm)	D top (mm)	shaping way
		fenestra	square hole			
26 0 P-10T	10	25-50		90	131	machining
26 0 P-11T	11	25-50		103	143	
26 0 P-12T	12	25-50		113	155	

Special tooth number can be customized, shaft diameter can be square hole \ round hole.  
The material of machining can be PA66.

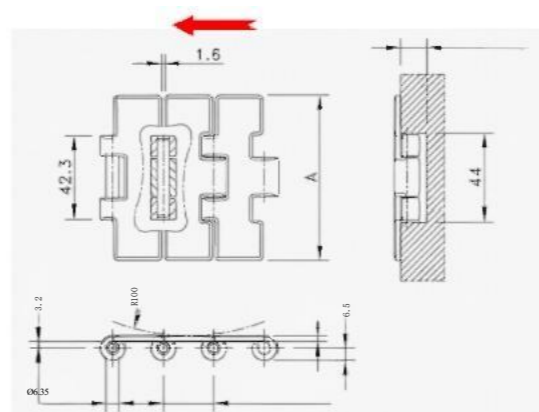
**2 6 0 W rollPearl components**





**262T anti-static series**



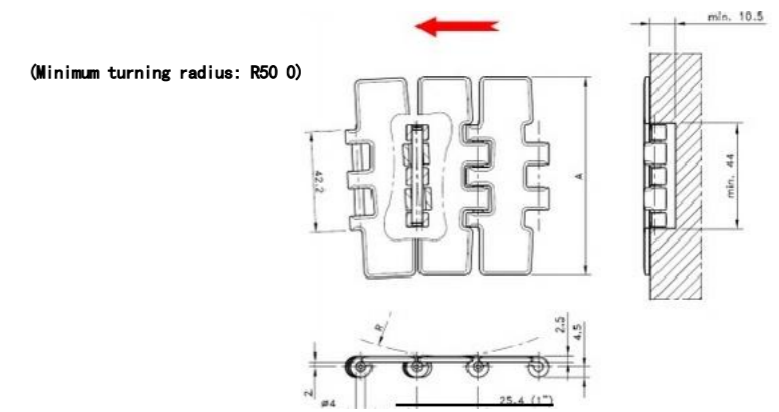
**S 5 1 2 single link straight chain**



Chain plate model	Chain plate width A		Chain plate material	service load	
	millimetre	Network chain weight (kg/m)		Newton (21°C)	
PQN512-K217	55.1	2.30	austenitic stainless steel	5000	
PQN512-K236	59.9	24.1			
PQN512-K250	63.5	2.49			
PQN512-K283	71.9	2.65			
PQN512-K325	82.5	2.86			
PQN512-K350	88.9	3.01			
PQN512-K400	101.6	3.26			
pitch (mm)	Shaft diameter (mm)	Back bending radius (minimum value) mm	Metal flat chain is an ideal tool for conveying glass, PET containers, small barrels, cartons and other products.		
25.4	6.35	100			

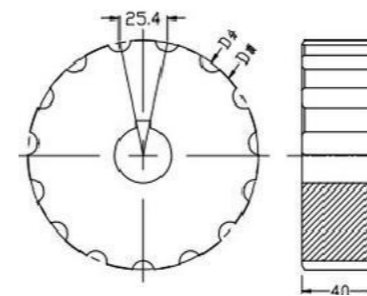


**S 6 6 1 double hinge turn bend chain**



Chain plate model	Chain plate width A		Chain plate material	service load	
	millimetre	Network chain weight (kg/m)		Newton (21°C)	
PQN661-K325	82.5	1.96	austenitic stainless steel	5100	
PQN661-K330	83.8	1.97			
pitch (mm)	Shaft diameter (mm)	Back bending radius (minimum value) mm	Metal flat chain is an ideal tool for conveying glass, PET containers, small barrels, cartons and other products.		
25.4	4.0	100			

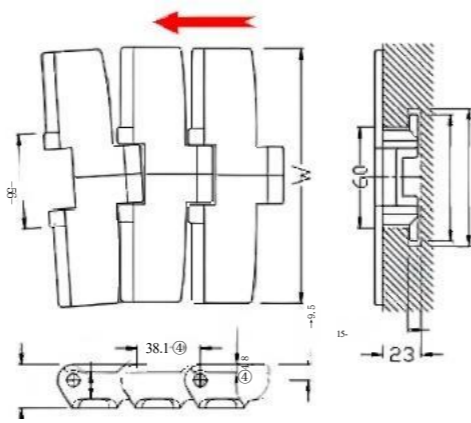
**Chain wheel**



specifications	number of teeth	Pore diameter RB (mm)		D component mm	D top mm	shaping way
		fenestra	square hole			
PQN661-11T	11	19-40		90.2	89.9	machining
PQN661-13T	13	19-40		106.1	106.7	
PQN661-14T	14	19-40		114.1	114.6	
PQN661-15T	15	19-40		122.2	122.8	
PQN661-16T	16	19-40		130.2	131.0	
PQN661-19T	19	19-40		154.3	155.4	

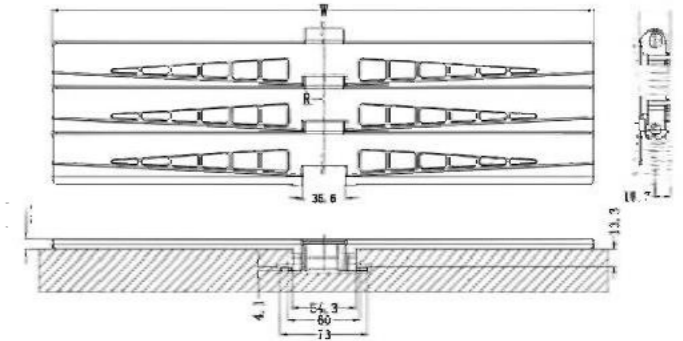
Special tooth number can be customized, shaft diameter can be square hole \ round hole.  
The material of machining can be PA/PP.

**8 8 2 T-rotating heavy chain**



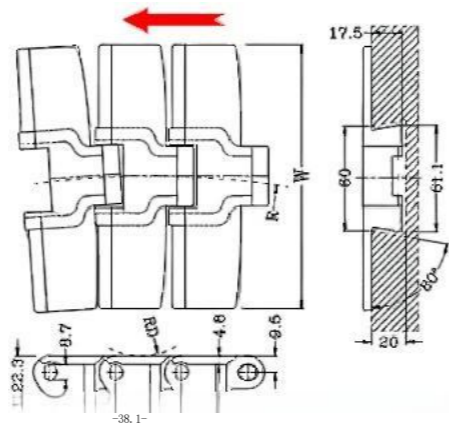
Chain plate model	Chain plate width W	Network chain weight (kg/m)	minimum turning radius millimetre	Chain plate material	service load Newton (21°C)	Die material	Back bending radius (minimum)
	millimetre						millimetre
PQ882T-K325	82.50	1.9	R610	POM	3830	SIS	R040
PQ882T-K450	114.3	2.0					
PQ882T-K600	152.4	2.2					
PQ882T-K750	190.5	2.45					
PQ882T-K1000	254.0	2.90					
PQ882T-K1200	304.8	3.40					
pitch (mm)	Shaft diameter (mm)	Back bending radius (minimum value) mm	surface roughness Ra	Note: It is mainly used in food and packaging industry for various containers such as PET bottles, PET bottom vial, aluminum and steel cans, cartons, pallets, glass bottles, plastic containers, etc.			
38.1	8	R075					

**Seamless Turning Chain Series**



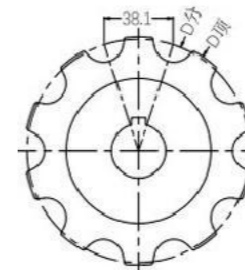
Chain plate model	Chain plate width W	Network chain weight (kg/m)	minimum turning radius millimetre	Chain plate material	service load	Die material
	millimetre				Newton (21°C)	
PQ882T-K1300	330.2	3.53	R980	POM	3800	SIS
PQ882T-K1800	457.2	4.35	R980	POM	3800	SIS
pitch (mm)	Shaft diameter (mm)	Back bending radius (minimum value) mm	surface roughness Ra	Note: It is mainly used in the food and packaging industry for all kinds of containers such as PET bottles, PET bottom petal bottle, aluminum and steel cans, cartons, pallets, glass bottles, plastic containers, etc.		
38.1	8.5	RD 350				

**8 8 2 Eight-character chain**



Chain plate model	Chain plate width W	Network chain weight (kg/m)	thickness of link plates	Chain plate material	service load
	millimetre		millimetre		Newton (21°C)
PQ882-K450	114.3	1.94	4.8	POM	3830
PQ882-K750	190.5	2.38			
PQ882-K1000	254	2.83			
PQ882-K1200	304.8	3.06			
pitch (mm)	Shaft diameter (mm)	Die material	Back bending radius (minimum value) mm	Used for the transport of general boxes, plates and cartons. Matches D-type pins, fixed structure, reduces chain sensitivity to chemical corrosion, and allows assembly (disassembly) from both sides, reducing error rates.	
38.1	Flat 8.7	stainless steel	RD 40		

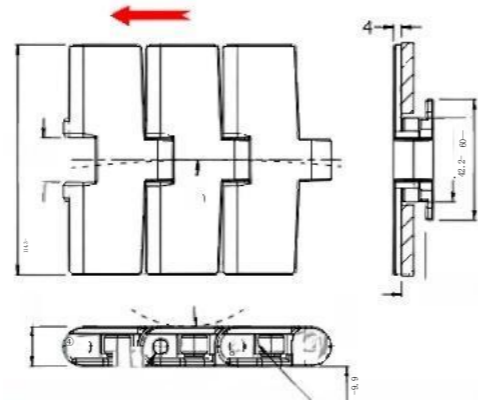

**Chain wheel**



specifications	number of teeth	aperture (mm)		D component mm	D top mm	shaping way
		fenestra	square hole			
882T-9T	9	25-40		100.0	1.4	machining
882T-10T	10	25-40		121.4	123.3	
882T-11T	11	25-40		133.9	135.2	
882T-12T	12	25-40		145.8	147.2	
Special tooth number can be customized, shaft diameter can be square hole round hole. The material of machining can be PA/PP.						

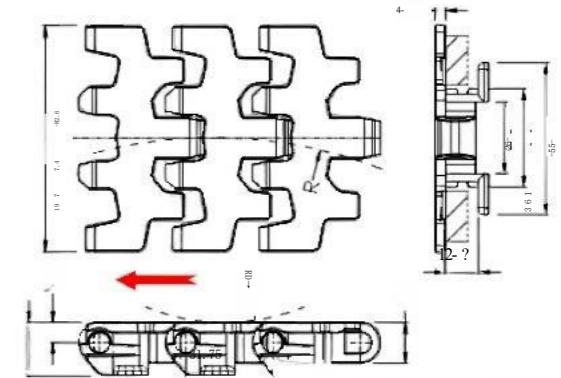


**PQ F 114 flat top chain**



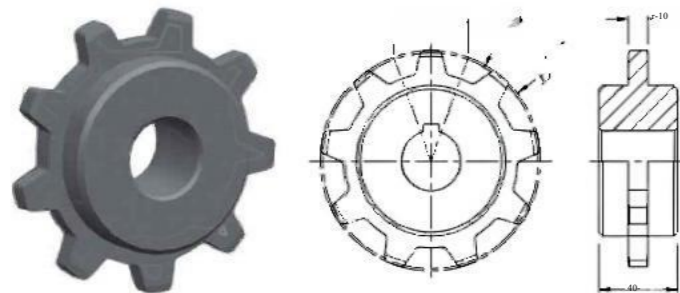
Chain plate model	Chain plate width W	Network chain weight (kg/m)	minimum turning radius	Chain plate material	service load
	millimetre		millimetre		Newton (21°C)
PQ F 114	114.3	2.25	610	POM	2000
pitch (mm)	Shaft diameter (mm)	Dial material	Back bending radius (minimum value) mm	The Liebherr conveyor chain, with its bilateral ball design, provides very low operating resistance and is also suitable for general goods transportation.	
38.1	7	SIS	RD 50		

**8 2 6 small bending chain**



Chain plate model	Chain plate width W	Network chain weight (kg/m)	minimum turning radius	Chain plate material	service load
	millimetre		millimetre		Newton (21°C)
PQ 826	82.6	0.9	R150	POM	2250
pitch (mm)	Shaft diameter (mm)	Back bending radius (minimum value) mm	Die material	Note: This product features a flexible layout design, ideal for conveying materials in tight spaces. Its curved section incorporates corner plates to prevent wear particles and noise from compression. The floating attachment system prevents material floating during corner operations, conveyor elevations, and damage to the upper surface of return side panels.	
31.75	6.3	RD 50	sIS		

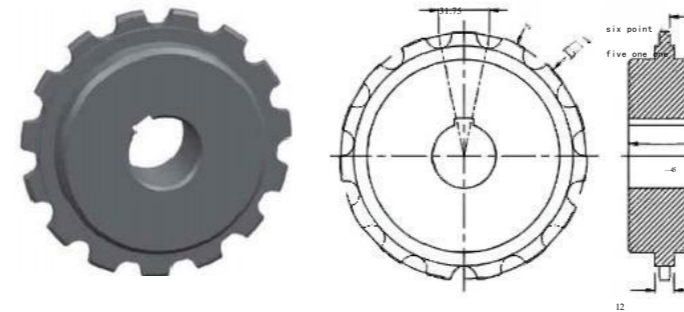
**Chain wheel**



specifications	number of teeth	aperture (mm)		D component mm	D top mm	Molding method
		fenestra	square hole			
RT114-9T	9	25-40		109.0	111.4	machining
RT114-10T	10	25-40		121.4	123.3	
RT114-11T	11	25-40		135.2	136	
RT114-12T	12	25-40		145.7	147.2	

Special tooth number can be customized, shaft diameter can be square hole \ round hole.  
The material of the injection molding wheel can be selected as POM/ PP/ PA, and the machining material can be selected as PA/ PP.

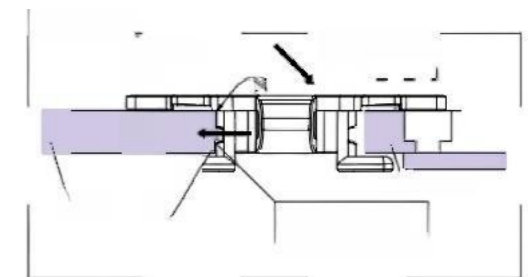
**Chain wheels**



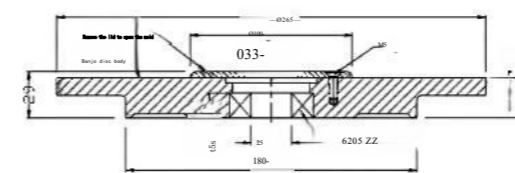
specifications	number of teeth	aperture (mm)		D component mm	D top mm	Molding method
		fenestra	square hole			
826-13T	13	25-50		132.7	134.5	machining
826-15T	15	25-50		154.5	152.7	
826-17T	17	25-50		193.0	194.8	

Special teeth number can be customized, shaft diameter can be square hole \ round hole.  
The material of the injection molding wheel can be selected as POM/PP/PA, and the machining material can be selected as PA/PP.

**Turning the dial**

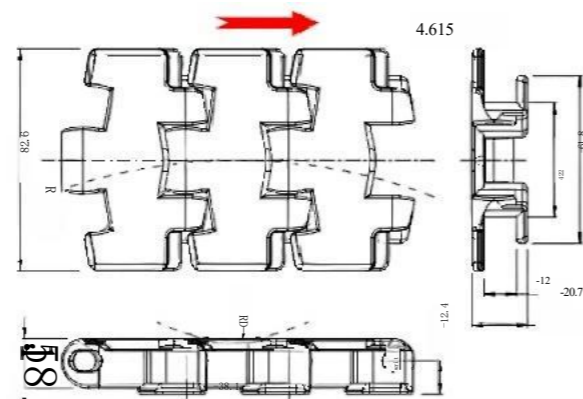


**Return side use**



- > Rotating disc body: made of ultra-high molecular weight polyethylene
- > Cover: made of ultra-high molecular weight polyethylene
- > Head small nail: stainless steel weight: 1.0kg/ piece
- > The bending radius of the chain side is R=150mm

878T, small turn chain

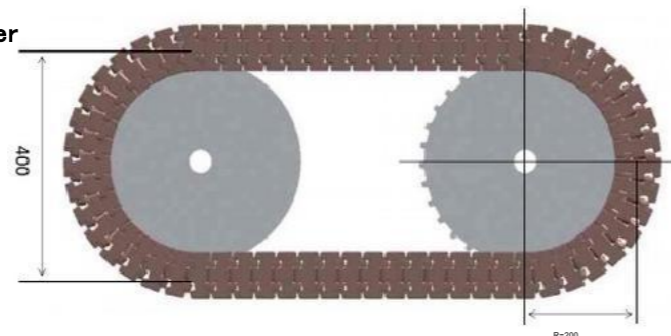


Chain plate model	Chain plate width W	Network chain weight (kg/m)	minimum turning radius R millimetre	Chain plate material	service load
	millimetre				Newton (21°C)
PQ 878T	82.6	0.8	200	PA+ GF	1600
		0.9		POW	2000
pitch (mm)	Shaft diameter (mm)	Dial material	Back bending radius (minimum value) mm	Suitable for conveying in narrow space. Matching the corresponding rotary disc can achieve horizontal turning and conveying.	
38.1	D type pin 6.8	SIS	R0 40		

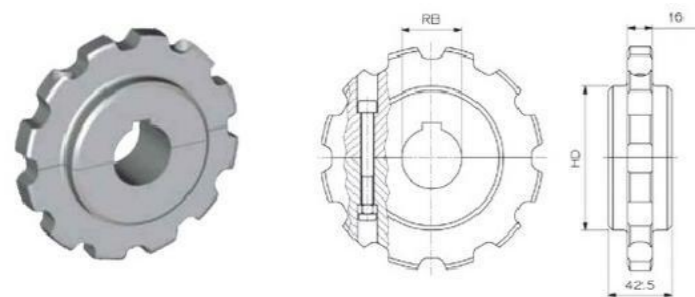
Rotating disc during water level transfer

Drive disk 33 tooth: outer diameter 372mm.

Gearless turntable: outer diameter 355mm.



Chain wheel



specifications	number of teeth	Fit diameter FB (mm)		D component mm	D top mm	hub ID mm	shaping way
		fenestra	square hole				
878T-9T	9	25-40		L4	109.8	63	machining
878T-10T	10	25-40		123.3	122.4		
878T-11T	11	25-40		135.2	134.9		
878T-12T	12	25-40		147.2	147.3		
878T-15T	15	25-50		183.9	184.5		

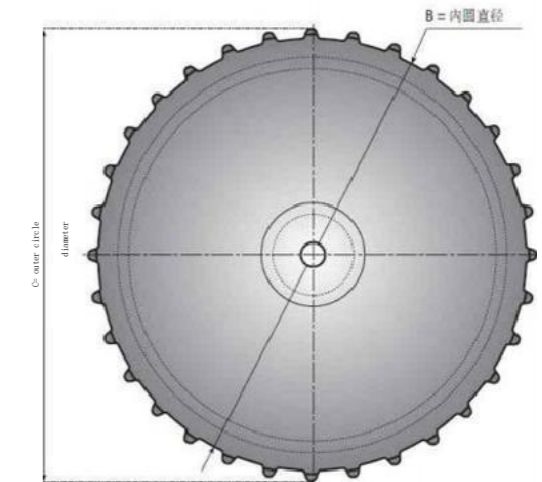
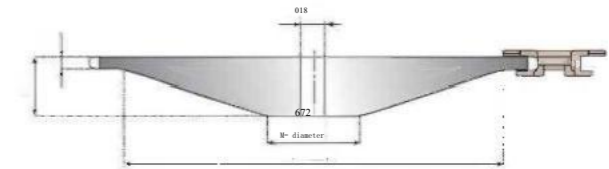
Special tooth number can be customized, shaft diameter can be square hole, round hole.  
The material of machining can be PA/PP.

Machine tool return turntable

Drive disk

Hair hole Ø18 (can be polished as required)  
Material: PA/black

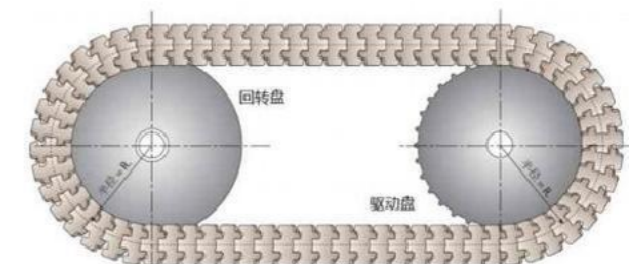
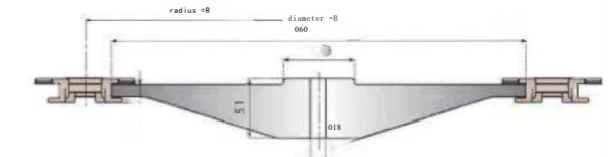
specifications	number of teeth	B	C	M	R
		mm	mm	mm	mm
878T-32T	32	337	352	296	190
878T-34T	34	358.5	373.5	320	200



rotary disk

Hair hole Ø18 (can be polished as required)  
Material: PA/black

specifications	number of teeth	B	R
		mm	mm
878T-32T	32	337	190
878T-34T	34	357	200



Using a drive disk and a rotary disk is good for multiple turns

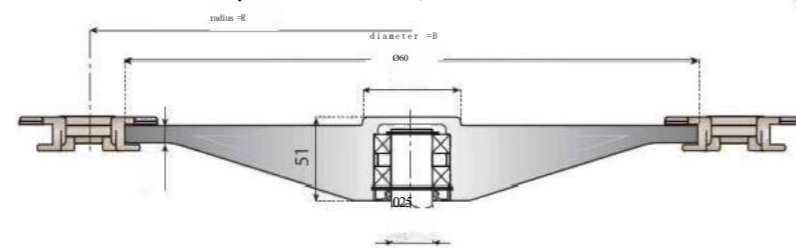
Compact conveyor design.

Whether its flat or intersecting, up or down

When it is lowered, it is easy to achieve closed-loop transportation.

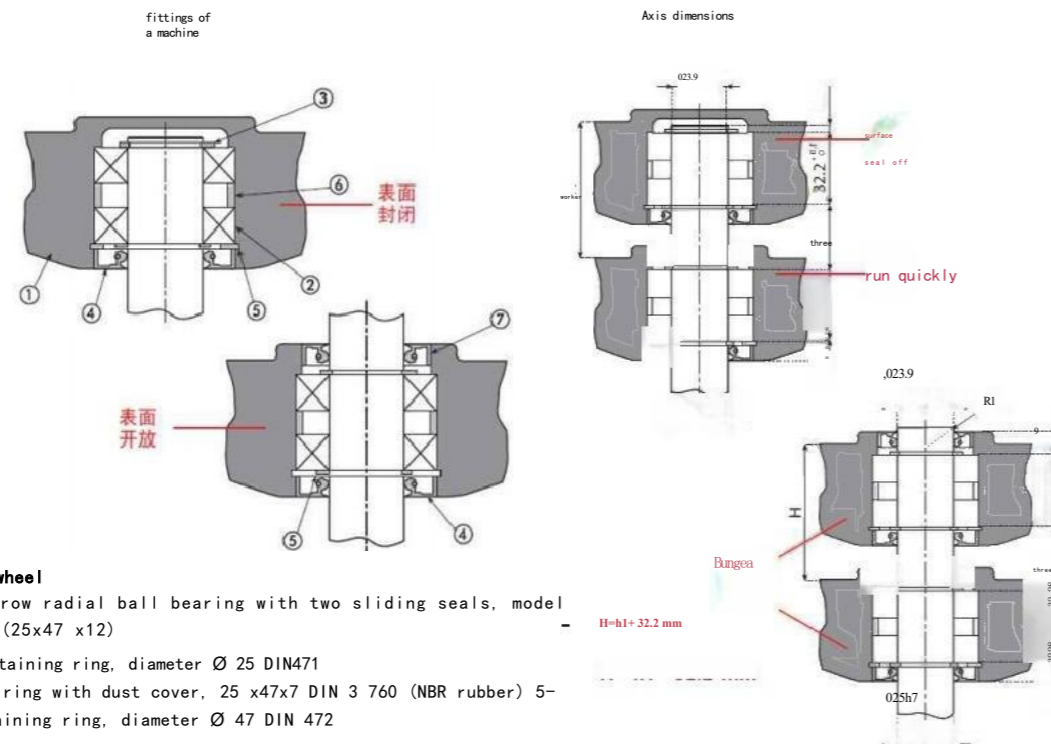
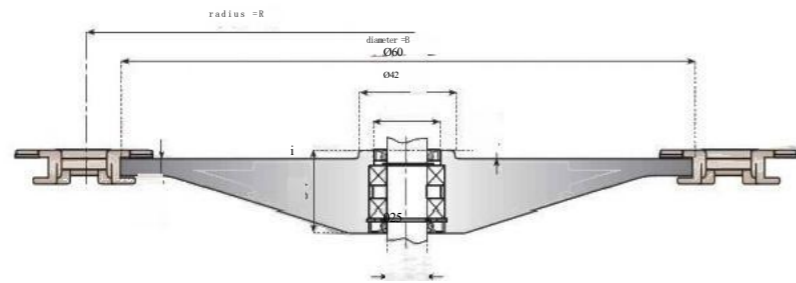
**Turntable-surface closed (transport side and return side) Material: PA/black**

specifications	number of teeth	B	R
		mm	mm
878T-32T	32	337	190
878T-34T	34	357	200



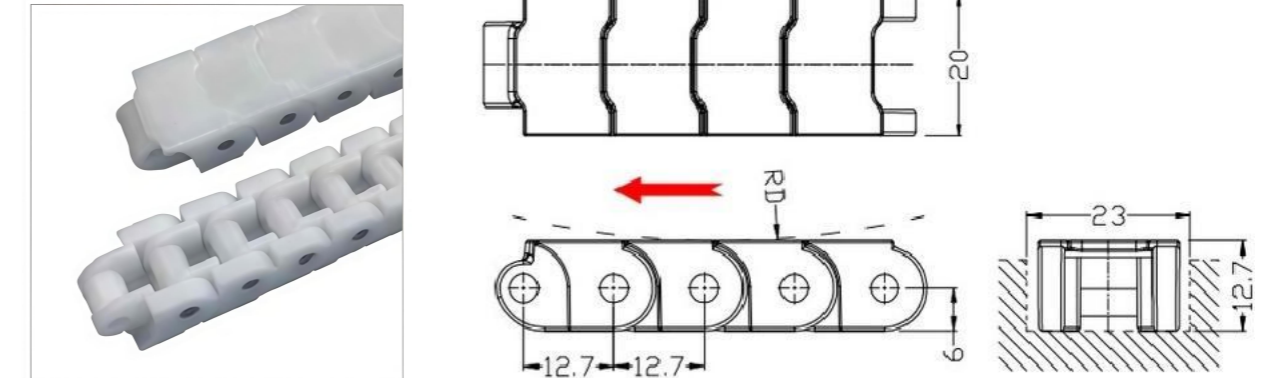
**Turntable-Open surface (transport side and return side) Material: PA/black**

specifications	number of teeth	B	R
		mm	mm
878T-32T	32	337	190
878T-34T	34	357	200



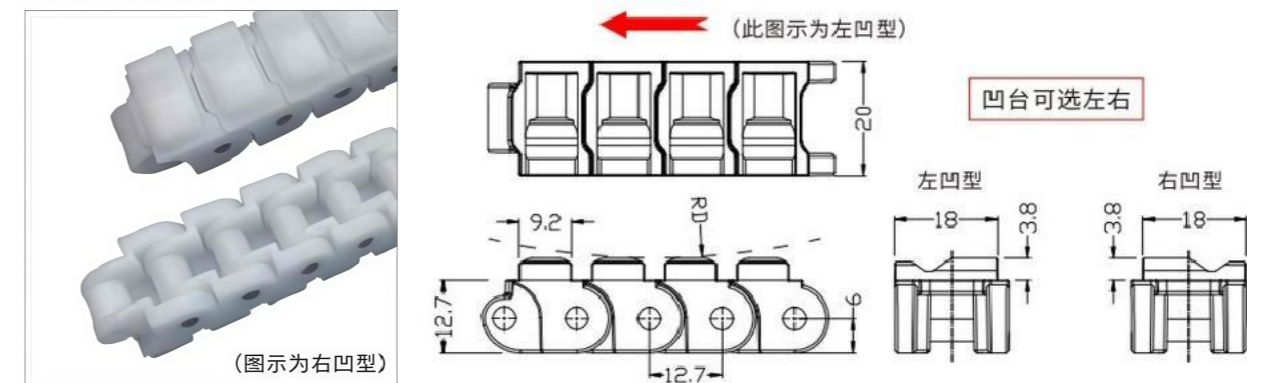
- 1-rotary wheel
  - 2-Single row radial ball bearing with two sliding seals, model 6005-2RS (25x47 x12)
  - 3-outer retaining ring, diameter Ø 25 DIN471
  - 4-Sealing ring with dust cover, 25 x47x7 DIN 3 760 (NBR rubber)
  - 5-Inner retaining ring, diameter Ø 47 DIN 472
  - 6-bearing spacer
  - 7-Sealing ring with dust cover, 25 x42x7 DIN 3760 (NBR rubber)
- All parts except the bearing journal are available separately, except for the pre-assembled parts

**40P, direct transmission chain**



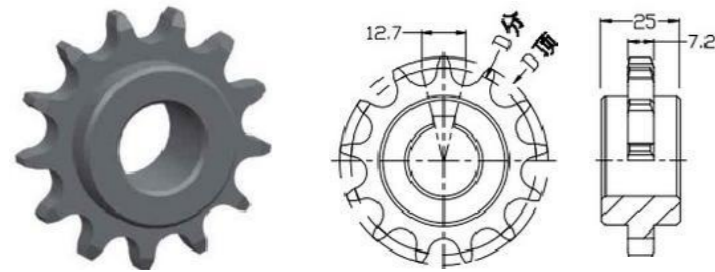
Chain plate model	Chain plate width W	Network chain weight (kg/m)	Chain plate material	service load	Dial material
	millimetre			Newton (21°C)	
40P direct transmission chain	20	0.4	POM	490	SUS
pitch (mm)	Shaft diameter (mm)	Back bending radius (minimum value) mm	Note: This product features a shorter chain pitch than plastic top plate chains, allowing for smaller sprocket diameters and saving space for transition sections. It offers multiple chain pitch and link width options for versatile applications. Compatible with JIS roller chain sprockets. The block-type design with narrow links makes it ideal for small-item conveying systems.		
12.7	4	RD 250			

**40P-2 direct transmission chain**



Chain plate model	Chain plate width W	Network chain weight (kg/m)	Chain plate material	service load	Dial material
	millimetre			Newton (21°C)	
40P-2 direct transmission chain	20	0.45	POM	490	SUS
pitch (mm)	Shaft diameter (mm)	Back bending radius (minimum value) mm	Note: This product features a chain pitch smaller than standard plastic top plate chains, allowing for reduced sprocket diameter and space-saving design for transition sections. Available in multiple chain pitch options and sprocket widths for versatile applications. Compatible with JIS roller chain sprockets. Its block-type structure with compact sprocket dimensions makes it ideal for small-batch material handling systems.		
12.7	4	RD250			

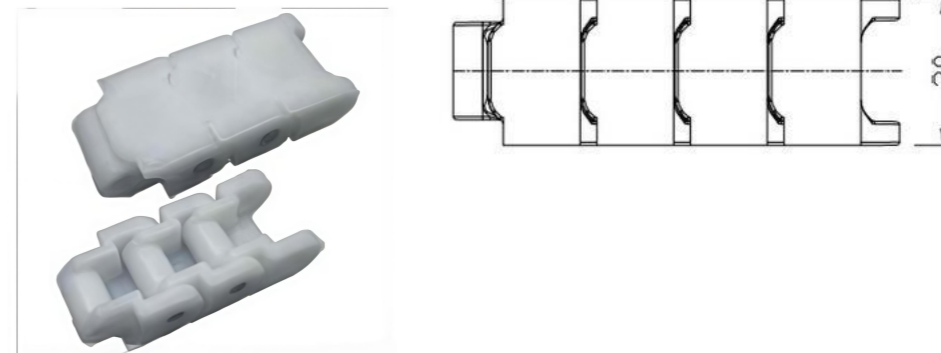
Chain wheel



specifications	number of teeth	aperture (mm)		D component mm	D top mm	Molding method
		fenestra	square hole			
40P-13T	13	20-32		53.07	59	machining
40P-14T	14	20-32		57.07	63	
40P-15T	15	20-32		61.08	67	
40P-16T	16	20-32		65.10	71	
40P-17T	17	20-32		69.10	75	

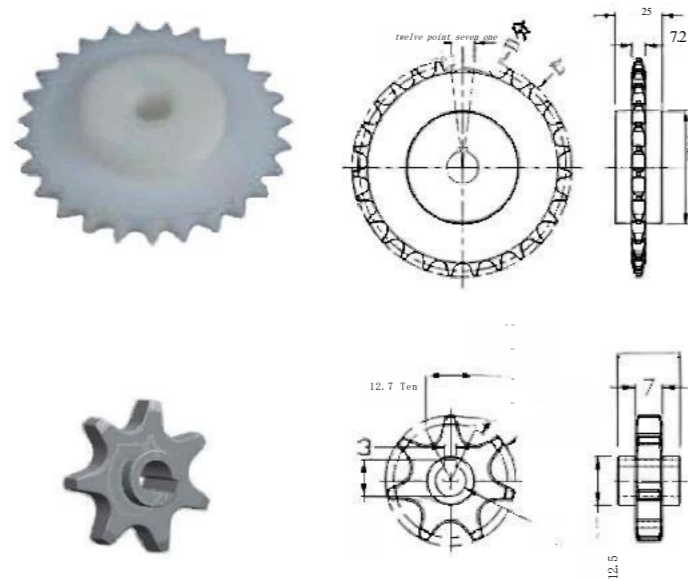
Special tooth number can be customized, shaft diameter can be square hole \ round hole. The material of the injection molding wheel can be selected as POM/ PP/ PA, and the machining material can be selected as PA/ PP.

6 0 P direct transmission chain



Chain plate model	Chain plate width W	Network chain weight (kg/m)	Chain plate material	service load	Die material
	millimetre			Newton (21°C)	
60P direct transmission chain	30	0.8	POM	830	SIS
pitch (mm)	Shaft diameter (mm)	Back bending radius (minimum value) mm	Note: This product features a chain pitch smaller than standard plastic top plate chains, enabling reduced sprocket diameter and saving space for transition components. Available in multiple chain pitches and link widths for versatile applications. Compatible with JIS roller chain sprockets. Its block-type structure with narrow links makes it ideal for small-batch conveying systems.		
19.05	6	R0 290			

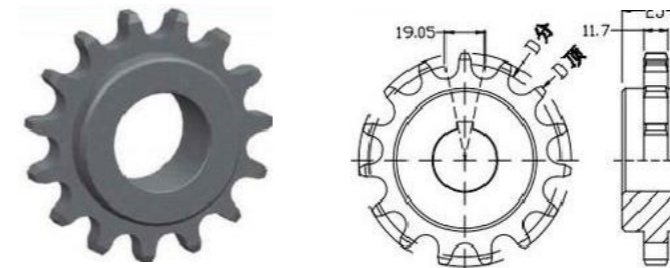
4 0 P-note Plastic main wheel



specifications	number of teeth	aperture (mm)		D component mm	D top mm	Molding method
		fenestra	square hole			
drive sprocket						
40P-7T	7	8		29.27	33.5	produce plastic articles by injection moulding
40P-27T	27	17		109.4	115.4	
		22				
		25				
		28				
		30				

Special tooth number can be customized, shaft diameter can be square hole \ round hole. The material of the injection molding wheel can be selected as POM/PP/PA.

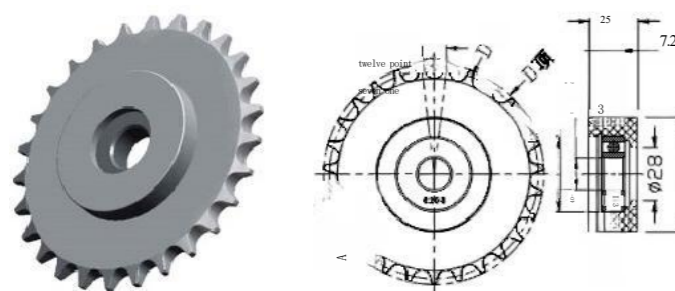
Chain wheel



specifications	number of teeth	aperture (mm)		D component mm	D top mm	Molding method
		fenestra	square hole			
60P-13T	13	35-47		79.60	87	machining
60P-14T	14	35-47		85.61	93	
60P-15T	15	35-47		91.62	99	
60P-16T	16	35-47		97.65	105	
60P-17T	17	35-47		103.67	111	

Special tooth number can be customized, shaft diameter can be square hole \ round hole. The material of the injection molding wheel can be selected as POM/PP/PA, and the machining material can be selected as PA/PP.

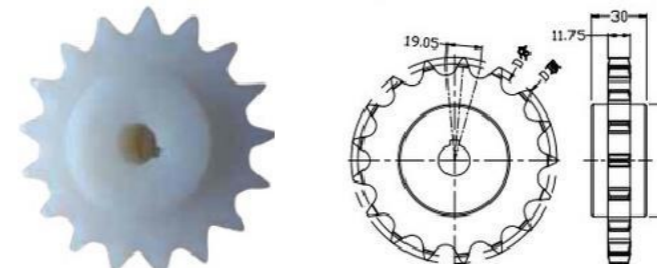
4 0 P-Note on the animated wheel



specifications	number of teeth	aperture (mm)		D component mm	D top mm	Molding method
		fenestra	square hole			
driven pulley						
40P-27T	27	17		109.4	115.4	produce plastic articles by injection moulding

The material of the injection molding wheel can be selected POM/ PP/ PA, matching 6203 bearing.

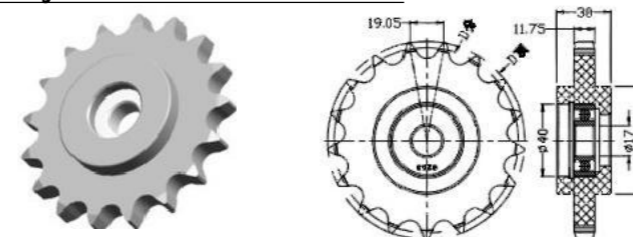
6 0 P-note Plastic main wheel



specifications	number of teeth	aperture (mm)		D component mm	D top mm	shaping way
		fenestra	square hole			
drive sprocket						
60P-17T	17	17		103.68	110.9	produce plastic articles by injection moulding
		22				
		25				
		28				
		30				

Special tooth number can be customized, shaft diameter can be square hole \ round hole. The material of the injection molding wheel can be selected as POM/ PP/ PA.

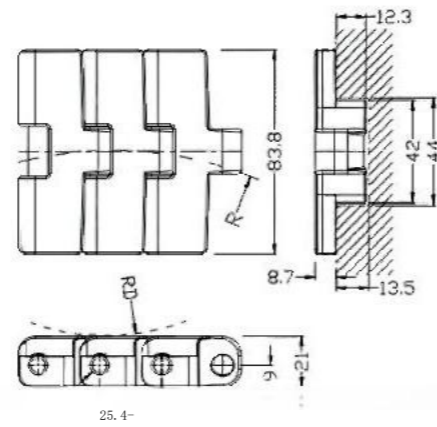
60P-injection molded driven wheel



specifications	number of teeth	aperture (mm)		D component mm	D top mm	shaping way
		fenestra	square hole			
driven pulley						
60P-17T	17	17		103.64	110.9	produce plastic articles by injection moulding

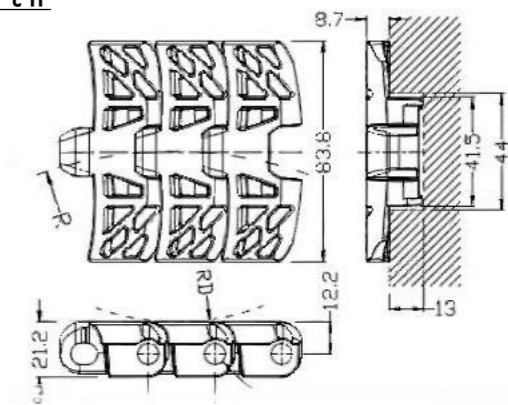
The material of the injection molding wheel can be selected as POM/PP/PA, which is compatible with 6203 bearing.

**PQ 783 Magnetic bending chain**



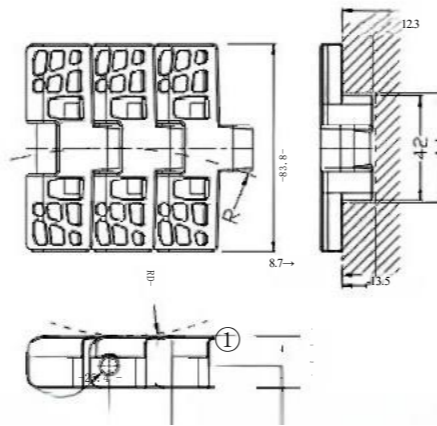

Chain plate model	Chain plate width W	Network chain weight (kg/m)	minimum turning radius (mm)	Chain plate material	service load
	millimetre				Newton (21°C)
PQ 783	83.8	1.82	R500	POM	1700
pitch (mm)	shaft diameter (mm)	Die material	Back bending radius (minimum value) mm		
25.4	8	Austenitic stainless iron	RD 120		

**PQ 1050 magnetic steering chain with**



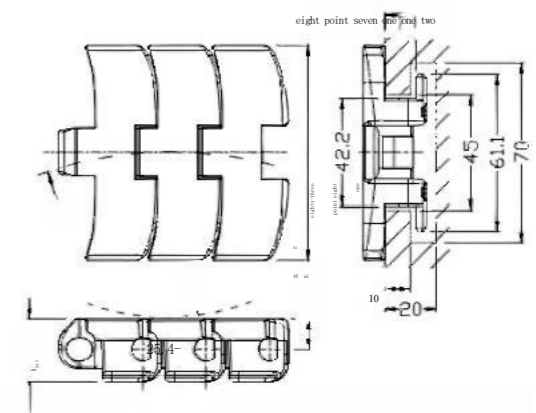
Chain plate model	Chain plate width W	Network chain weight (kg/m)	minimum turning radius (mm)	Chain plate material	service load
	millimetre				Newton (21°C)
PQ 1050	83.8	1.54	R500	POM	2500
pitch (mm)	Shaft diameter (mm)	Die material	Back bending radius (minimum value) mm		
25.4	8	Austenitic stainless iron	RD 130		

**PQ 782 Magnetic bending chain**



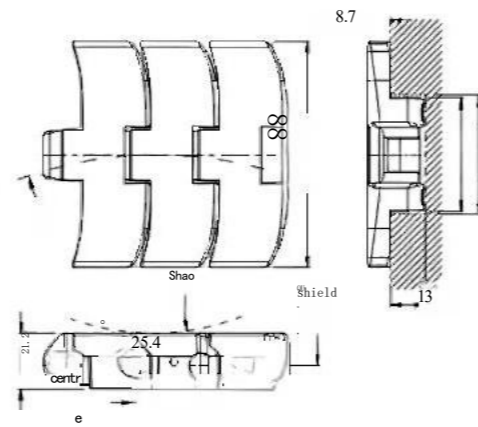
Chain plate model	Chain plate width W	Network chain weight (kg/m)	minimum turning radius (mm)	Chain plate material	service load
	millimetre				Newton (21°C)
PQ 782	83.8	1.70	R500	POM	1700
pitch (mm)	Shaft diameter (mm)	Die material	Back bending radius (minimum value) mm		
25.4	8	Austenitic stainless iron	RD 120		

**PQ 1050 T rotary bend chain belt**



Chain plate model	Chain plate width W	Network chain weight (kg/m)	minimum turning radius (mm)	Chain plate material	service load
	millimetre				Newton (21°C)
PQ 1050TAB	83.8	2.13	R500	POM	2500
pitch (mm)	Shaft diameter (mm)	Die material	Back bending radius (minimum value) mm		
25.4	D type pin 8.6	Austenitic stainless iron	RD130		

### PQ2030 magnetic steering chain with



### Note: Plastic chain wheels

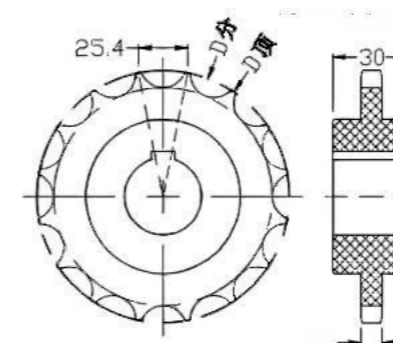


Chain plate model	Chain plate width W	Network chain weight (kg/m)	minimum turning radius millimetre	Chain plate material	service load Newton (21°C)
	millimetre				
PQ 2030	83.8	1.68	R500	POM	2500
pitch (mm)	Shaft diameter (mm)	Dial material	Back bending radius (minimum value) mm	It can be used with ZE1000/ ZE8500 series net belt.	
25.4	D type pin 8.6	Austenitic stainless iron	RD 130		

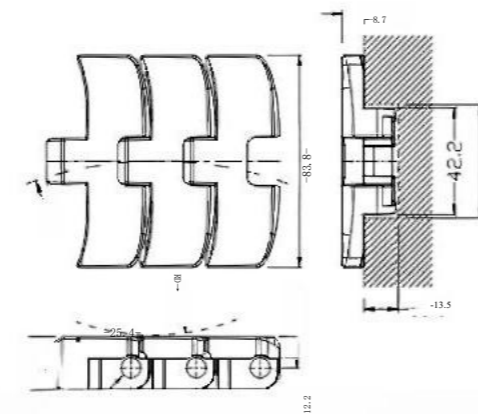
specifications	number of teeth	aperture (mm)		D component mm	D top mm	shaping way
		fenestra	square hole			
drive sprocket						
1050-16T	16	25, 30, 35, 40		130.2	131	produce plastic articles by injection moulding
driven pulley						
1050-16T	16	25, 30, 35, 40		130.2	131	produce plastic articles by injection moulding

Special tooth number can be customized, shaft diameter can be square hole \ round hole. The material of the injection molding wheel is nylon + fiber.

### Machine and industrial chain wheel



### 2260 magnetic steering chain



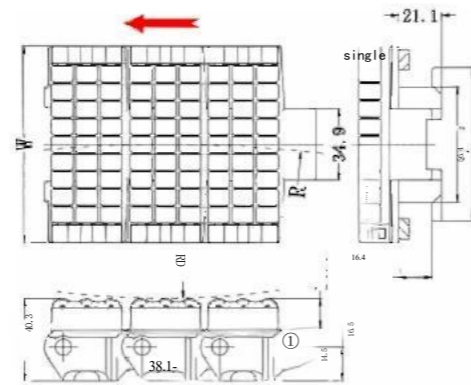
Chain plate model	Chain plate width W	Network chain weight (kg/m)	minimum turning radius millimetre	Chain plate material	service load Newton (21°C)
	millimetre				
PQ 2260	83.8	1.54	R500	POM	2500
pitch (mm)	Shaft diameter (mm)	Dial material	Back bending radius (minimum value) mm	This chain plate has a closed top plate suitable for glass and PET container conveyance, can be used with PQ1000/PQ8500 series mesh belt.	
25.4	8	Austenitic stainless iron	RD 150		

specifications	number of teeth	aperture (mm)		D component mm	D top mm	shaping way
		fenestra	square hole			
1050-16T	16	25-40		130.2	131	machining
1050-18T	18	25-50		146.27	147	

Special tooth number can be customized, shaft diameter can be square hole round hole. The material of machining can be PA,PP.

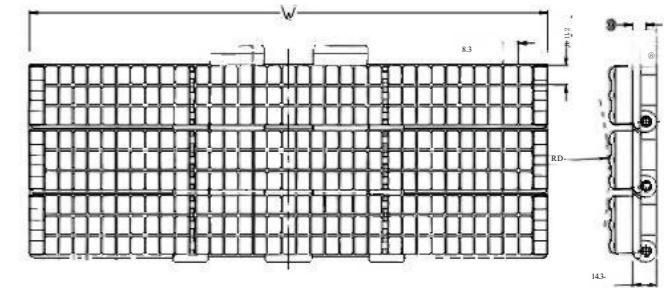


**882TR-K375 turning ball chain plate**



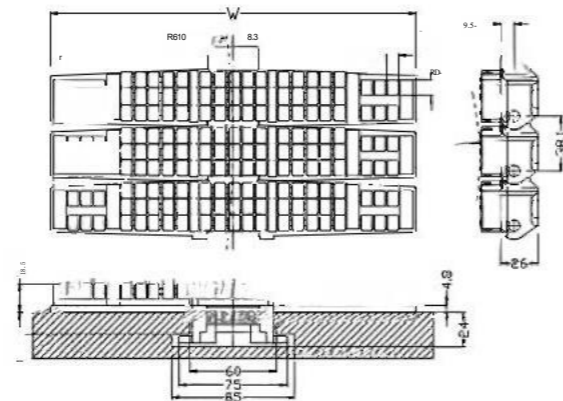

Chain plate model	Chain plate width W	Network chain weight (kg/m)	minimum turning radius millimetre	Chain plate material	service load	Die material
	millimetre				Newton (21°C)	
PQ882TR-K375	96	3.22	R680	POM	3830	SIS
pitch (mm)	Shaft diameter (mm)	Back bending radius (minimum value) mm	surface roughness Ra	Note: Suitable for application in all kinds of carton and aluminum foil packaging beverage delivery.		
38.1	8	RD400				

**821R straight ball chain plate**



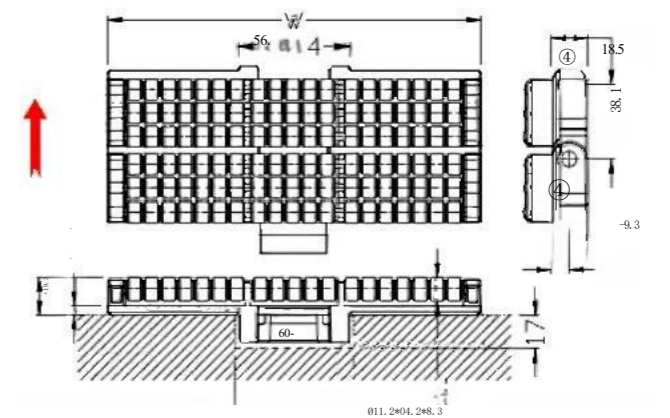

Chain plate model	Chain plate width W	Network chain weight (kg/m)	Chain plate material	service load	Die material
	millimetre			Newton (21°C)	
PQ821R-K750	190.5	5.80	POM	3830	SIS
PQ821R-K1000	254.0	7.01			
PQ821R-K1200	304.8	7.68			
pitch (mm)	Shaft diameter (mm)	Back bending radius (minimum value) mm	Note: Suitable for use in various cartons and aluminum foil packaging for beverage delivery. Used on conveying objects on a stack of conveyors to reduce back pressure and noise between products.		
38.1	8	RD 200			

**PQ 882 TR turning ball chain plate**



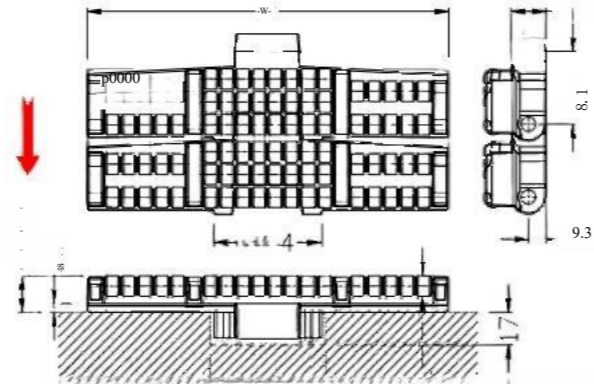
Chain plate model	Chain plate width W	Network chain weight (kg/m)	minimum turning radius millimetre	Chain plate material	service load	Die material
	millimetre				Newton (21°C)	
PQ882TR-K750	190.5	4.70	R610	POM	3830	SIS
PQ882TR-K1000	254.0	5.99				
PQ882TR-K1200	304.8	6.60				
pitch (mm)	Shaft diameter (mm)	Back bending radius (minimum value) mm	surface roughness Ra	Note: Suitable for application in all kinds of carton and aluminum foil packaging beverage delivery.		
38.1	8	RD200				

**8 2 2 Straight rolling bead chain plate**



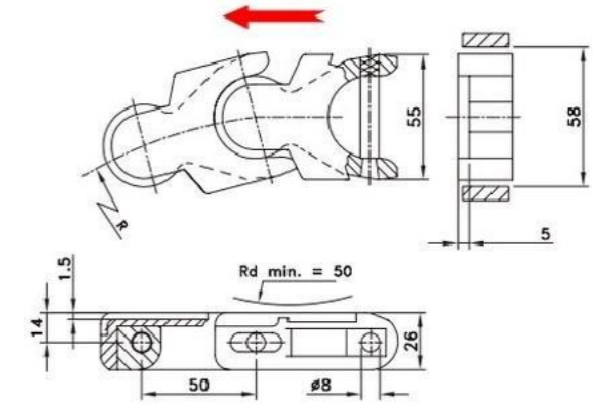
Chain plate model	Chain plate width W	Network chain weight (kg/m)	Chain plate material	service load	Die material
	millimetre			Newton (21°C)	
PQ822-K750	190.5	4.28	POM	3830	SIS
PQ822-K1200	304.8	5.83			
pitch (mm)	Shaft diameter (mm)	Back bending radius (minimum value) mm			
38.1	8	RD200			

8 2 3 curved ball chain plate



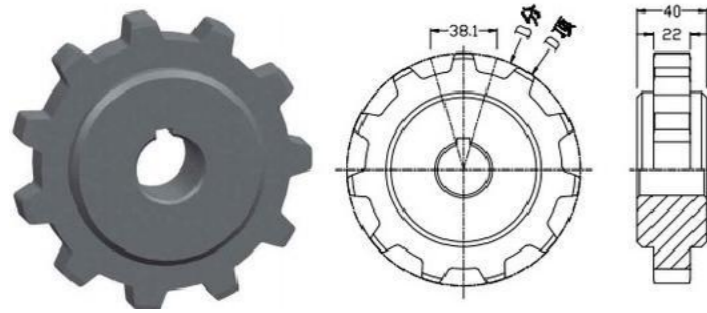
Chain plate model	Chain plate width W	Network chain weight (kg/m)	minimum turning radius millimetre	Chain plate material	service load	Dial material
	millimetre				Newton (21°C)	
PQ823-K750	190.5	4.28	R610	POM	3830	SUS
PQ823-K1200	304.8	5.83	R680			
pitch (mm)	Shaft diameter (mm)	Back bending radius (minimum value) mm	surface roughness Ra	Note: Plastic ball chain is an ideal choice to reduce the pressure between the product and the surface of the conveyor chain, so that the product is not damaged during transportation. It can reduce noise and friction.		
38.1	8	RD 200				

1700 AC hardened steel roof plate chain one



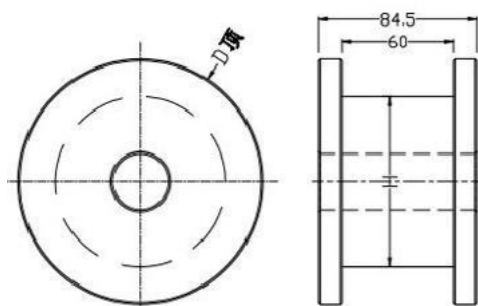
Chain plate model	Chain plate width W	Network chain weight (kg/m)	minimum turning radius millimetre	Chain plate material	Metal coating material	service load
	millimetre					Newton (21°C)
PQ 1700 AC	55	2.17	R140	POM	Galvanized carbon steel	3300
pitch (mm)	Shaft diameter (mm)	Dial material	Back bending radius (minimum value) mm	Note: This product is ideal for conveying high-temperature parts that can damage the surface of plastic chains. These metal layers give the chain excellent wear resistance and longevity, making it suitable for automotive parts or similar applications.		
50	8	SUS	RD 50			

Chain wheel main wheel



specifications	number of teeth	aperture (mm)		D component	D top	shaping way
		fenestra	square hole			
822-11T	11	25-30		135.2	135.4	machining
822-12T	12	25-30		147.2	147.6	

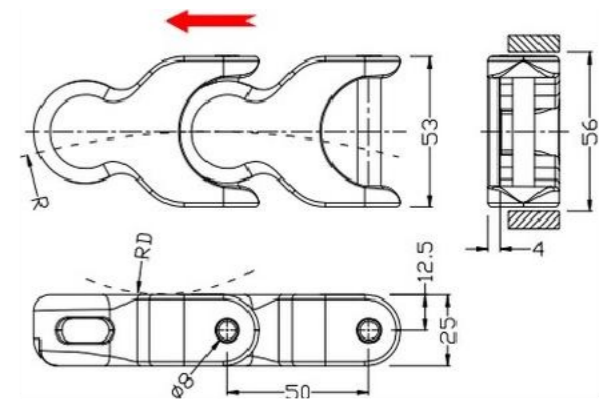
Chain wheel is passive wheel



specifications	Applicable active wheel number	aperture (mm)		H	D top	shaping way
		fenestra	square hole			
822-11T	11	25-50		91	131	machining
822-12T	12	25-50		115	155	

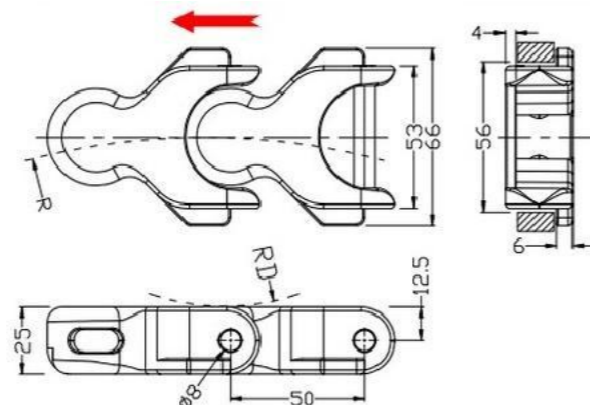
Special tooth number can be customized, shaft diameter can be square hole \ round hole.  
The material of the injection molding wheel can be selected as POM/PP/PA, and the machining material can be selected as PA/PP.

1701



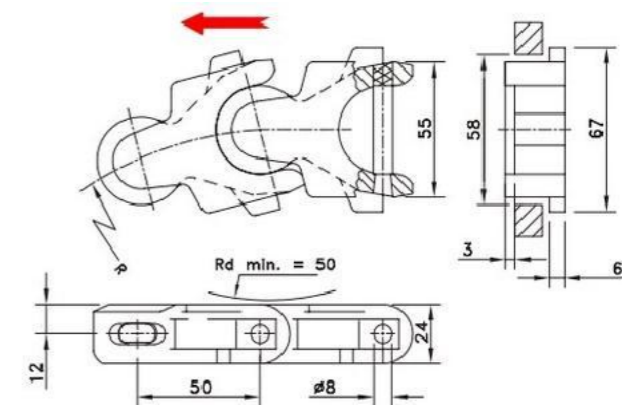
Chain plate model	Chain plate width W	Network chain weight (kg/m)	minimum turning radius millimetre	Chain plate material	service load
	millimetre				Newton (21°C)
PQ 1701	53	1.37	R140	POM	3300
pitch (mm)	Shaft diameter (mm)	Dial material	Back bending radius (minimum value) mm		
50	8	SUS	RD 50		

**1701 T-rotating dragon bone chain**




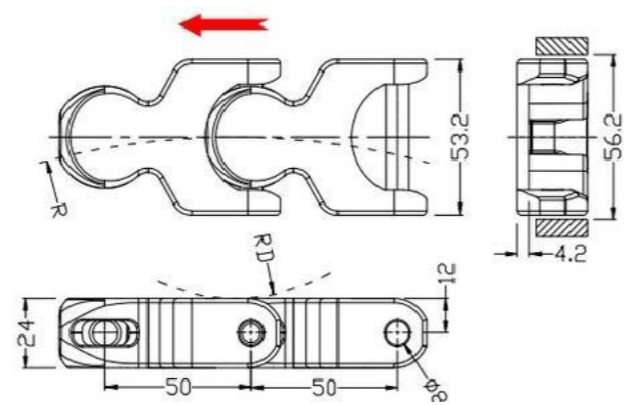

Chain plate model	Chain plate width W	Network chain weight (kg/m)	minimum turning radius millimetre	Chain plate material	service load
	millimetre				Newton (21°C)
PQ 1701T	53	1.40	R140	POM	3300
pitch (mm)	Shaft diameter (mm)	Die material	Back bending radius (minimum value) mm	Note: Thanks to the chain link design, the keel hinge is an ideal solution for multi-curve tracks. It is suitable for box-type conveyors, screw conveyors, and small-radius curved conveyor systems, commonly used in food canning, glassware production, milk meal delivery, and bread distribution.	
50	8	SIS	RD 50		

**1702 T-rotating dragon bone chain**



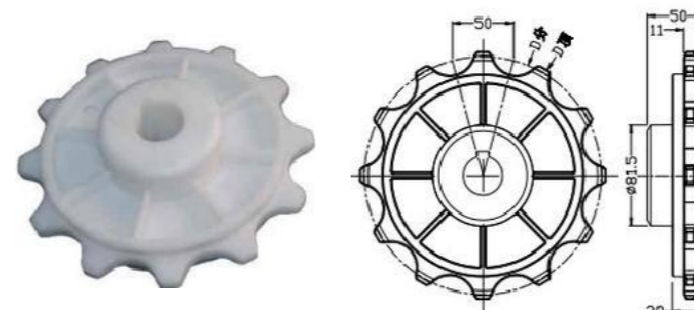
Chain plate model	Chain plate width W	Network chain weight (kg/m)	minimum turning radius millimetre	Chain plate material	service load
	millimetre				Newton (21°C)
PQ 1702T	55	1.30	R140	POM	3200
pitch (mm)	Shaft diameter (mm)	Die material	Back bending radius (minimum value) mm	Note: Thanks to the chain link design, the keel hinge is an ideal solution for multi-curve tracks. It is suitable for box-type conveyors, screw conveyors, and small-radius curved conveyor systems, commonly used in food canning, glassware production, milk meal delivery, and bread distribution.	
50	8	SIS	RD 38		

**1702 turn bend dragon bone chain**




Chain plate model	Chain plate width W	Network chain weight (kg/m)	minimum turning radius millimetre	Chain plate material	service load
	millimetre				Newton (21°C)
PQ 1702	53.2	1.43	R140	POM	5000
pitch (mm)	Shaft diameter (mm)	Die material	Back bending radius (minimum value) mm	Note: Thanks to the chain link design, the keel hinge is an ideal solution for multi-curve tracks. It is suitable for box-type conveyors, screw conveyors, and small-radius curved conveyor systems, commonly used in food canning, glassware production, milk meal delivery, and bread distribution.	
50	8	SIS	RD 38		

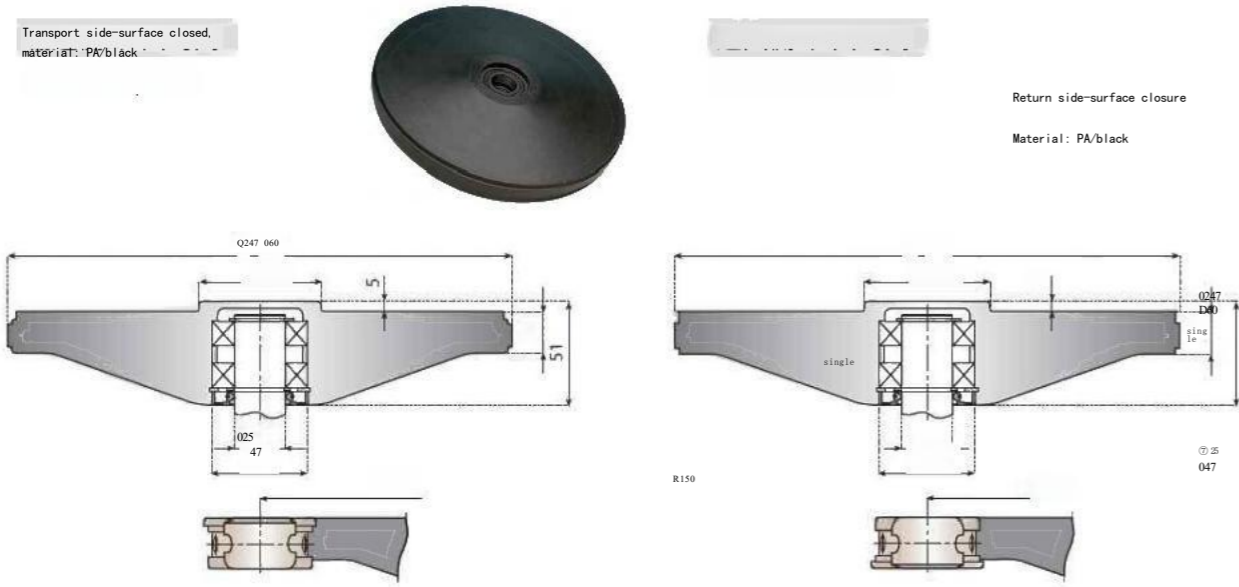
**Note: Plastic chain wheels**



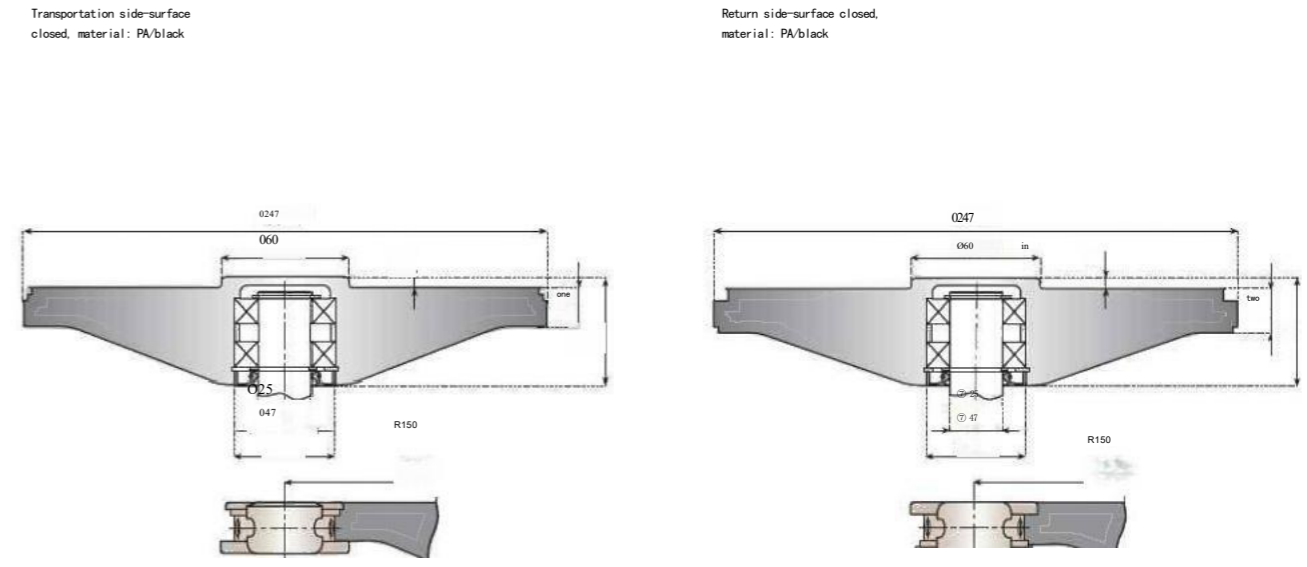
specifications	number of teeth	aperture (mm)		D component	D top	shaping way
		fenestra	square hole			
1700-12T	12	30		193.2	201	produce plastic articles by injection moulding
Special teeth number can be customized, shaft diameter can be square hole / round hole. The material of the injection molding wheel can be PA/POM.						



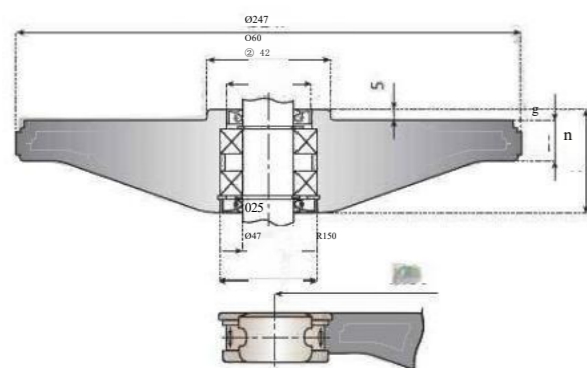
**Machine processed rotary wheel**



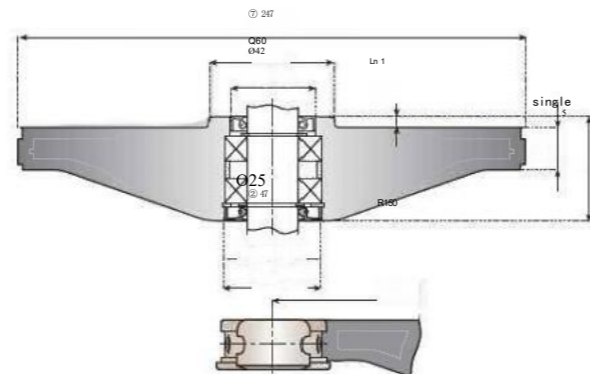
**Machine processed rotary wheel**



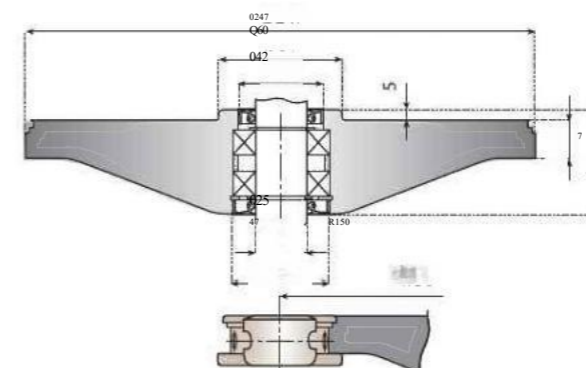
**Transportation side-open surface,  
material: PA/black**



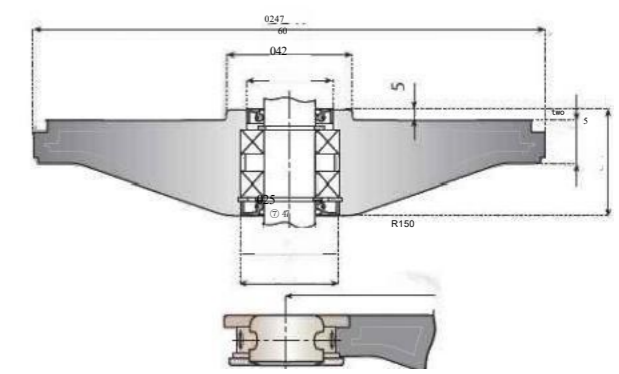
**Return side-surface open,  
material: PA/black**



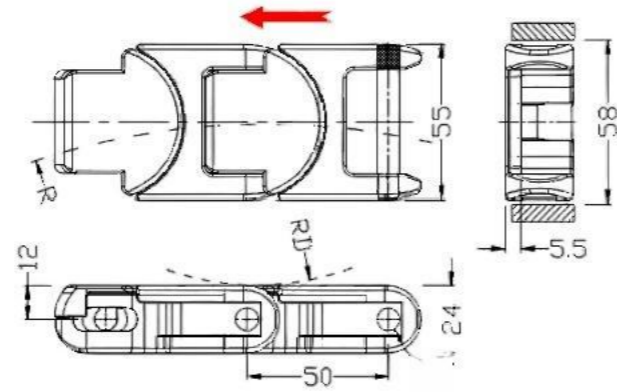

**Transportation side-open surface,  
material: PA/black**



**Return side-surface open,  
material: PA/black**

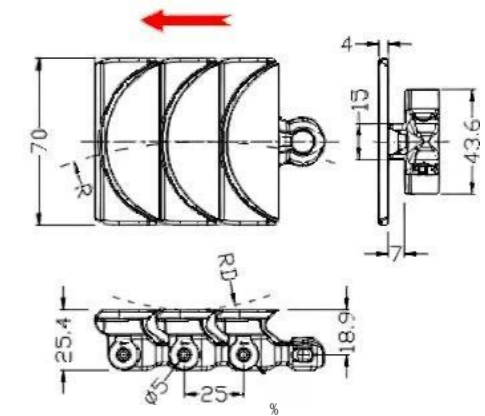



1 7 6 5 No seamless dragon bone chain



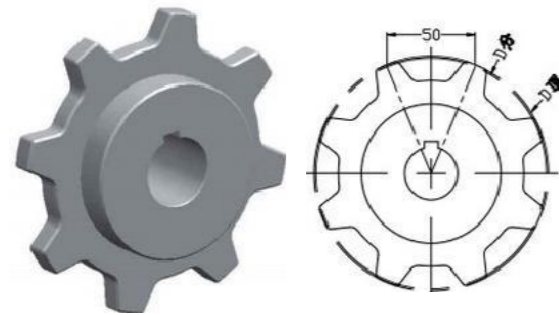
Chain plate model	Chain plate width W	Network chain weight (kg/m)	thickness of link plates	Chain plate material	service load
	millimetre		millimetre		Newton (21°C)
1765	55	1.46	5.5	POM	2670
pitch (mm)	Shaft diameter (mm)	Dial material	Back bending radius (minimum value) mm	Turning radius (minimum) mm	Zero gap chain plates have no gap when running on a turn or sprocket. They have low noise and long wear resistance.
50	8.0	austenitic stainless steel	RD 63.5	R125	

No seamless dragon bone chain



Chain plate model	Chain plate width W	Network chain weight (kg/m)	thickness of link plates	Chain plate material	service load
	millimetre		millimetre		Newton (21°C)
1775	70	1.05	4.0	POM	2200
pitch (mm)	Shaft diameter (mm)	Dial material	Back bending radius (minimum value) mm	Turning radius (minimum value) mm	
25	5.0	austenitic stainless steel	RD80	R150	

Chain wheel




specifications	number of teeth	aperture (mm)		D component mm	D top mm	Molding method
		fenestra	square hole			
1765-8T	8	20-35		130.7	132.8	maching
1765-10T	10	20-35		161.8	165.1	
1765-13T	13	25-40		209.0	215.2	

Special tooth number can be customized, shaft diameter can be square hole \ round hole.  
The machining material can be PA/PP.



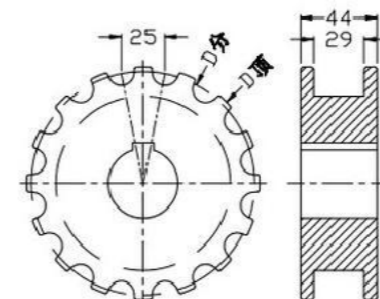
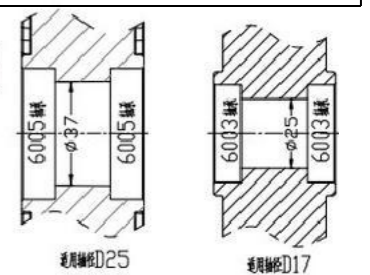
Chain wheel



specifications	number of teeth	Diameter (mm)		D component mm	D top mm	Molding method
		fenestra	mm			
1775-19T	19	30		151.89	157.2	produce plastic articles by injection molding

Special tooth number can be customized, shaft diameter can be square hole \ round hole.  
Material: Nylon + fiber.

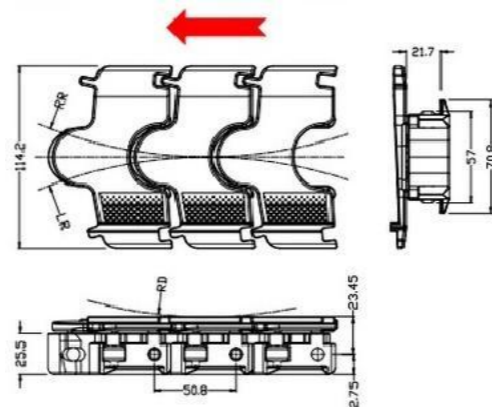

19齿可选被动轮



specifications	number of teeth	aperture (mm)		D component mm	D top mm	Molding method
		fenestra	square hole			
1775-16T	16	25-45		128.15	133.5	maching
1775-19T	19	25-50		151.89	157.2	
1775-20T	20	25-60		159.81	165	
1775-21T	21	30-60		167.77	173.1	

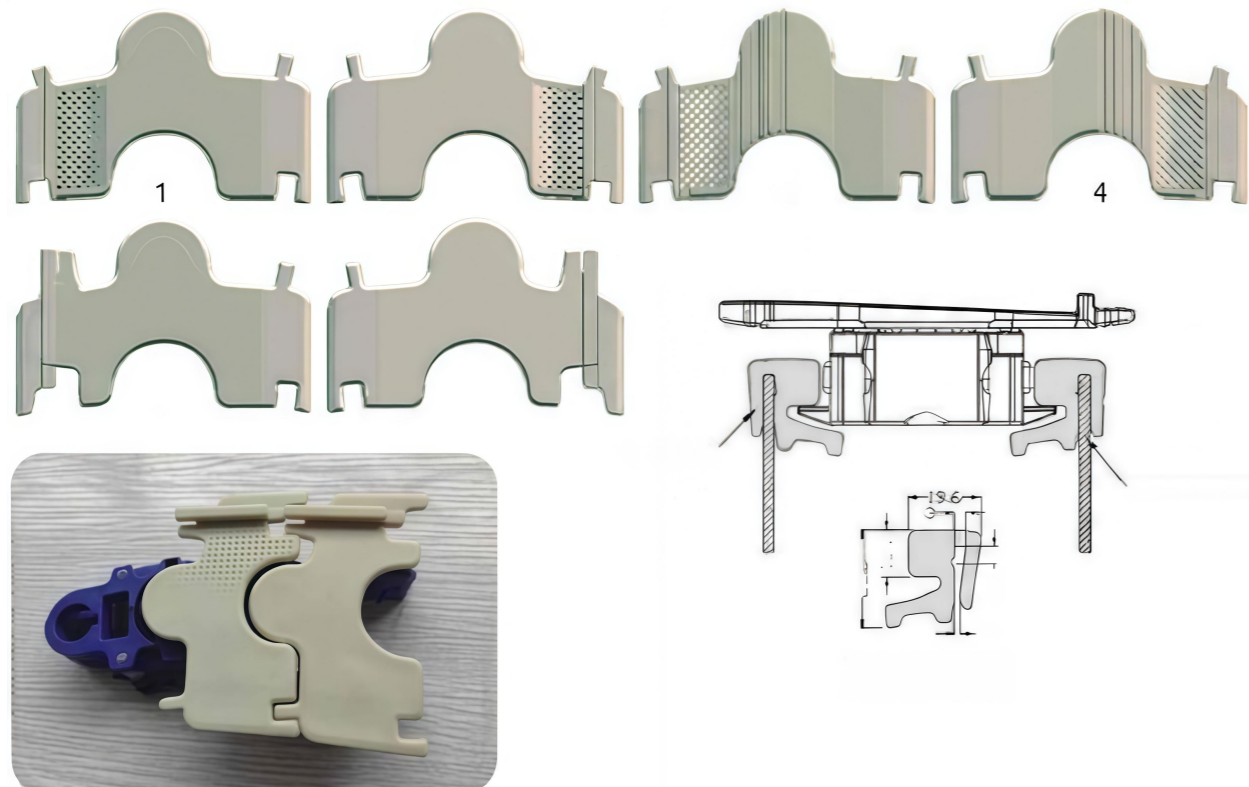
Special tooth number can be customized, shaft diameter can be square hole \ round hole.  
The material of machining can be PA/PP.

**5 1 1 5 slow storage tower dragon bone chain**

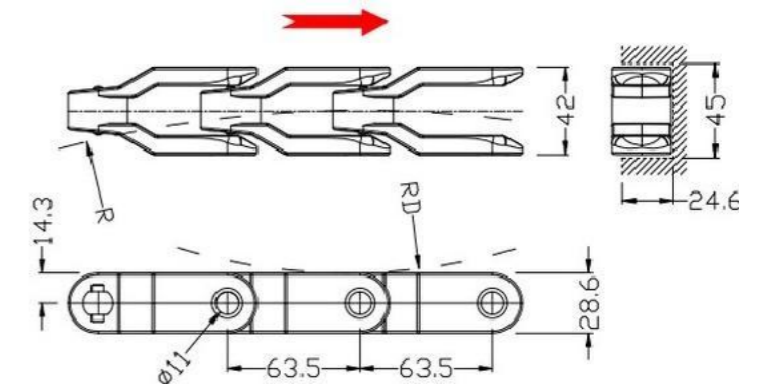


Chain plate model	Chain plate width W	Network chain weight (kg/m)	minimum turning radius millimetre	Chain plate material	Laminate material	service load	Dial material
	millimetre					Newton (21°C)	
PQ 5115	114.2	2.6	LR265/ RR 710	POM	PAG+ GF	4000	SUS
pitch (mm)	Shaft diameter (mm)	Back bending radius (minimum value) mm	Positive bending	This large-scale storage spiral tower conveyor system is designed for food and beverage packaging, including boxed and bagged items. Equipped with specialized guide rails and sprockets, its unique dual-side roller mechanism enables S-line operation. The detachable panel design allows quick installation and maintenance, with diverse panel configurations to meet various packaging requirements. The side recess design simultaneously achieves horizontal rotation drive and power assistance, enabling long-distance conveying and multi-layer storage solutions.			
50.8	8	RD 390	Minimum 10 teeth				

**5115 Cache Tower Rake Chain**

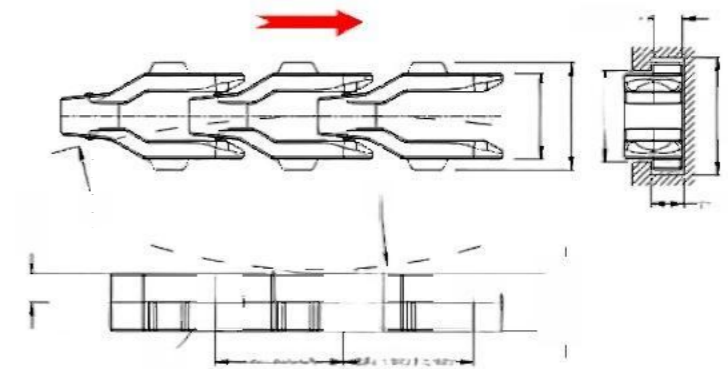



**2600 turn box chain**



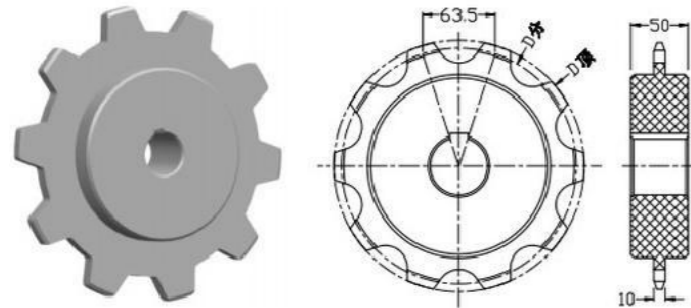
Chain plate model	Chain plate width W	Network chain weight (kg/m)	minimum turning radius millimetre	Chain plate material	service load
	millimetre				Newton (21°C)
PQ 2600	42	1.30	R457	POM	8000
pitch (mm)	Shaft diameter (mm)	Dial material	Back bending radius (minimum value) mm	Note: This chain is exceptionally strong and ideal for heavy handling. The conveying mechanism used with these chains can be very simple, thus saving the cost of medium and long distance empty or full box delivery lines and boxes on the production line.	
63.5	11	SUS	R050		

**2 6 0 0 T turn bend box frame chain**



Chain plate model	Chain plate width W	Network chain weight (kg/m)	minimum turning radius millimetre	Chain plate material	service load
	millimetre				Newton (21°C)
PQ 2600T	42	1.40	R457	POM	8000
pitch (mm)	Shaft diameter (mm)	Dial material	Back bending radius (minimum value) mm	Note: This chain is exceptionally strong and ideal for heavy handling. The conveying mechanism used with these chains can be very simple, thus saving the cost of medium and long distance empty or full box delivery lines and boxes on the production line.	
63.5	11	SUS	R050		

**Chain wheel**

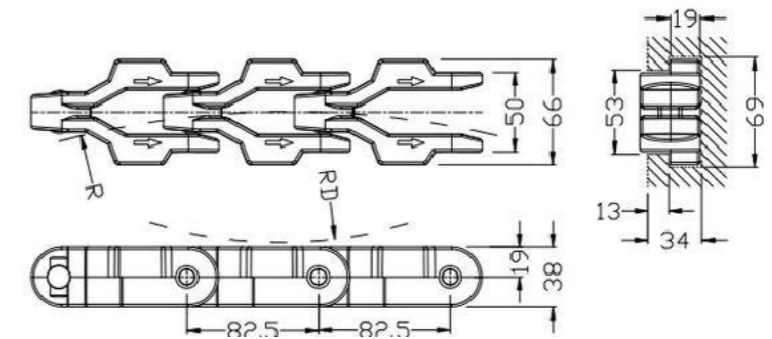


Suitable for 2600 and 2600TAB series

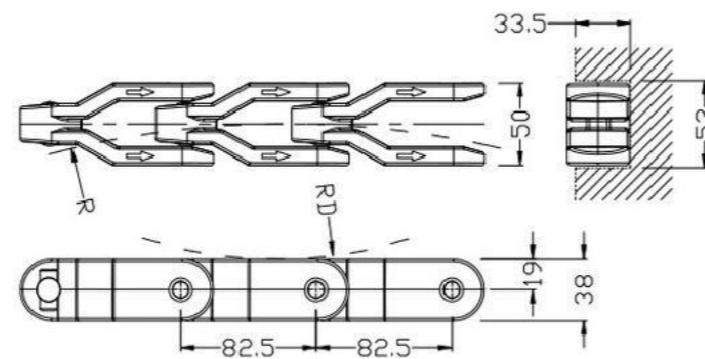

specifications	number of teeth	aperture (mm)		D component	D top	shaping way
		fenestra	square hole	mm	mm	
2600-8T	8	20-40		165.9	171.6	machining
2600-10T	10	20-40		205.5	213.7	
2600-11T	11	20-40		225.4	230.0	
2600-12T	12	20-40		245.4	253.3	
2600-14T	14	20-40		285.4	296.5	

Special tooth number can be customized, shaft diameter can be square hole \ round hole.  
The material of machining can be PA/PP.


**PQ1100T turning chain**



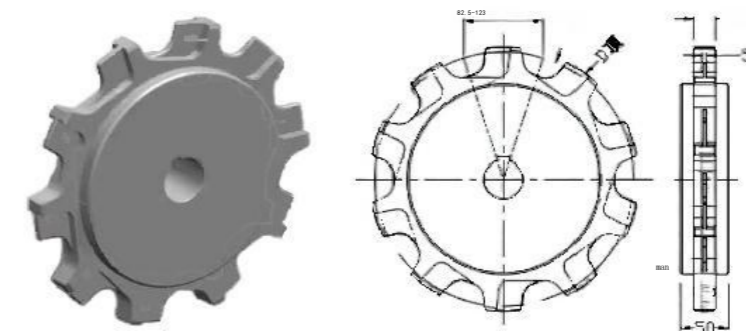
**1, 7, 0, 0 turn bend box frame chain**



Chain plate model	Chain plate width W	Network chain weight	minimum turning radius	Chain plate material	service load
	millimetre		millimetre		Newton (21°C)
PQ 1100T	50	2.07	R660	POM	9500
pitch (mm)	Shaft diameter (mm)	Die material	Back bending radius (minimum value) mm	Note: This chain is exceptionally strong and ideal for heavy handling. When used with these chains, the conveying mechanism can be very simple, thus saving the cost of medium and long distance empty or full box delivery lines.	
82.5	10	SIS	R050		



**Chain wheel**

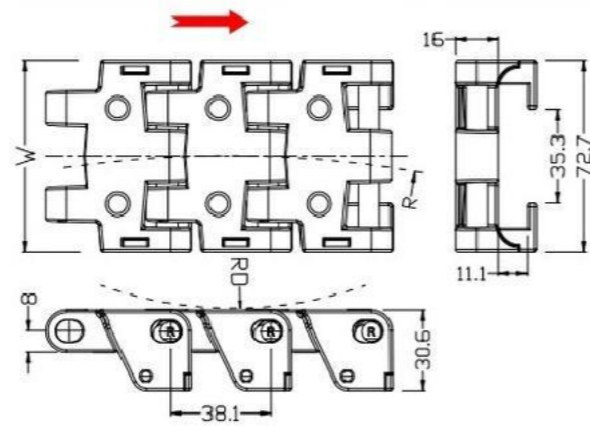


specifications	number of teeth	aperture (mm)		D component	D top	shaping way
		fenestra	square hole	mm	mm	
1400-6T	6	25-50		165	176	machining
1400-8T	8	25-60		215.58	226	
1400-10T	10	25-60		267	278	

Special tooth number can be customized, shaft diameter can be square hole \ round hole.  
The material of machining can be PA/PP.

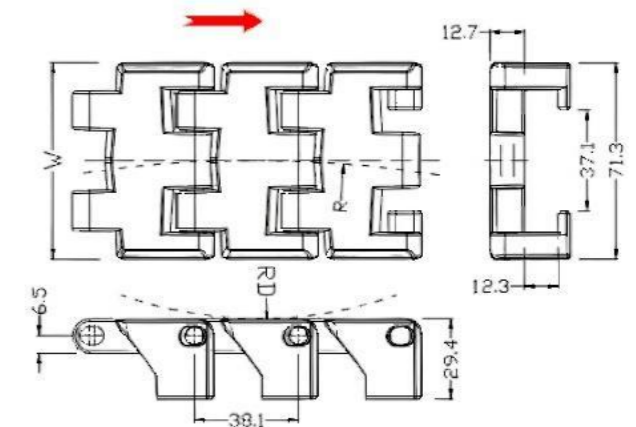
Chain plate model	Chain plate width W	Network chain weight	minimum turning radius	Chain plate material	service load
	millimetre		millimetre		Newton (21°C)
PQ 1700	50	2.02	R660	POM	9500
pitch (mm)	Shaft diameter (mm)	Die material	Back bending radius (minimum value) mm	Note: This chain is exceptionally strong and ideal for heavy handling. When used with these chains, the conveying mechanism can be very simple, thus saving the cost of medium and long distance empty or full box delivery lines.	
82.5	10	SIS	R050		

**8 8 2 6 Tobacco chain**



Chain plate model	Chain plate width W	Network chain weight (kg/m)	minimum turning radius millimetre	Chain plate material	service load	Die material
	millimetre				Newton (21°C)	
PQ 8826	72.7	1.45	R1450	POM	7200	SIS
pitch (mm)	Shaft diameter (mm)	Back bending radius (minimum value) mm	surface roughness Ra mm	Note: Friction and noise are very small, working temperature is -20 to +60°C, mainly used in tobacco manufacturing industry. Suitable for all kinds of tobacco conveyors.		
38.1	8	RD 90				

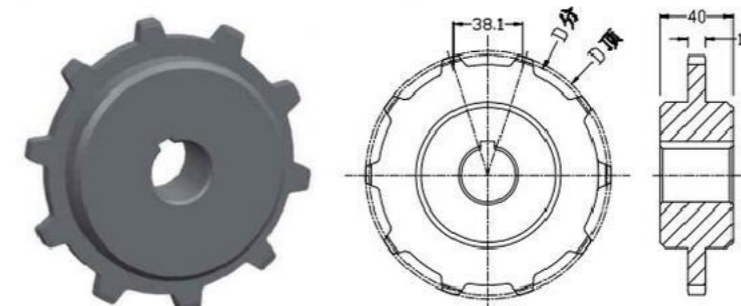
**8 8 2 7 Tobacco chain**



Chain plate model	Chain plate width W	Network chain weight (kg/m)	minimum turning radius millimetre	Chain plate material	service load	Die material
	millimetre				Newton (21°C)	
PQ 8827	71.5	1.4	R1450	POM	7200	SIS
pitch (mm)	Shaft diameter (mm)	Back bending radius (minimum value) mm	surface roughness Ra mm	Note: Friction and noise are very small, working temperature is -20 to +60°C, mainly used in tobacco manufacturing industry. Suitable for all kinds of tobacco conveyors.		
38.1	6.3	RD 240				



**Chain wheel**



specifications	number of teeth	aperture (mm)		D component mm	D top mm	shaping way
		fenestra	square hole			
8827-10T	10	25-50		131.27	135.27	machining
8827-11T	11	25-50		139.27	143.27	
8827-12T	12	25-50		148.27	152.27	

Special tooth number can be customized, shaft diameter can be square hole \ round hole.  
The material of the injection molding wheel can be selected as POM/ PP/ PA, and the machining material can be selected as PA/ PP.



4 4 flat chain

Chain plate model	weight (kg/m)	minimum turning radius (millimetre)	service load (Newton (21°C))
PQ 44A	0.6	R150	2100
pitch (mm)	Die material	Minimum back bend radius (mm)	Chain plate material
25.4	SUS	R0 150	POM

5 0 Tobacco chain

Chain plate model	Chain plate width W (millimetre)	Network chain weight (kg/m)	minimum turning radius (millimetre)	Chain plate material	service load (Newton (21°C))
PQ 50.8	50.8	0.79	R300	POM	2100
pitch (mm)	Shaft diameter (mm)	Die material	Back bending radius (minimum value) mm	Mainly used in tobacco manufacturing industry.	
25.4	4	SUS	R0 70		

5 0 tooth shape chain

Chain plate model	Chain plate width W (millimetre)	Network chain weight (kg/m)	minimum turning radius (millimetre)	Chain plate material	service load (Newton (21°C))
PQ 50	50.8	0.65	R160	POM	2100
pitch (mm)	Shaft diameter (mm)	Die material	Back bending radius (minimum value) mm	Note: It is mainly suitable for the transportation of various food, beverage and all kinds of goods. The material is POM, white color, operating temperature-30°C to +90°C.	
25.4	4	SUS	R0 70		

5 0 anti-slip gear chain

Chain plate model	Chain plate width W (millimetre)	Network chain weight (kg/m)	minimum turning radius (millimetre)	Chain plate material	service load (Newton (21°C))
PQ 50.8 FR	50.8	0.65	R160	POM+TPU/PE	2100
pitch (mm)	Shaft diameter (mm)	Die material	Back bending radius (minimum value) mm	Used for the transportation of goods on the inclined conveyor line, the surface is attached with wear-resistant non-slip soft rubber, which is durable.	
25.4	4	SUS	R0 70		

5 0-1 tooth shape chain

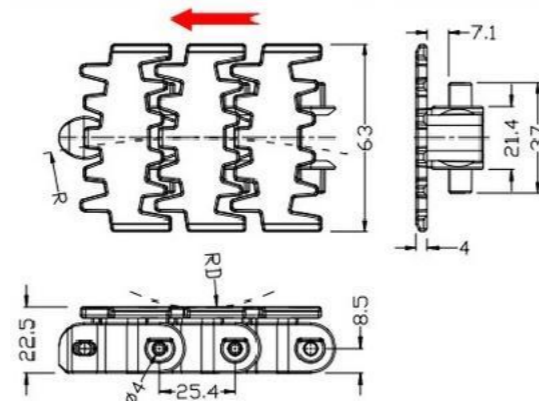

Chain plate model	Chain plate width W (millimetre)	Network chain weight (kg/m)	minimum turning radius (millimetre)	Chain plate material	service load (Newton (21°C))
PQ 50	50.8	0.8	R160	POM	2100
pitch (mm)	Shaft diameter (mm)	Die material	Back bending radius (minimum value) mm	Mainly used in the transportation of various food, beverage and other items. Special carrier block design can improve small objects.	
25.4	4	SUS	R0 70		

Chain wheel

specification	number of teeth	aperture (mm)		D component (mm)	D top (mm)	shape
		triangular	square hole			
SOCL-8T	8	20-30		65.81	72.2	machining
SOCL-9T	9	20-30		74.26	80.5	
SOCL-10T	10	20-30		82.20	88.5	
SOCL-11T	11	20-40		90.18	97.0	
SOCL-13T	13	20-40		106.14	112.5	
SOCL-15T	15	20-40		122.17	128.51	

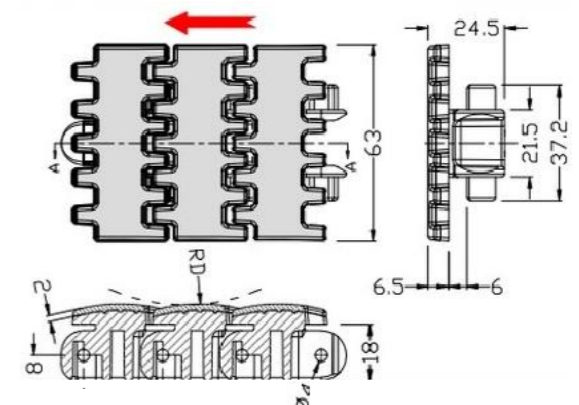

Special tooth number can be customized, shaft diameter can be square hole \ round hole. The material of the injection molding wheel can be selected as POM/PP/PA, and the machining material can be selected as PU/PP.

6 3 A toothed chain



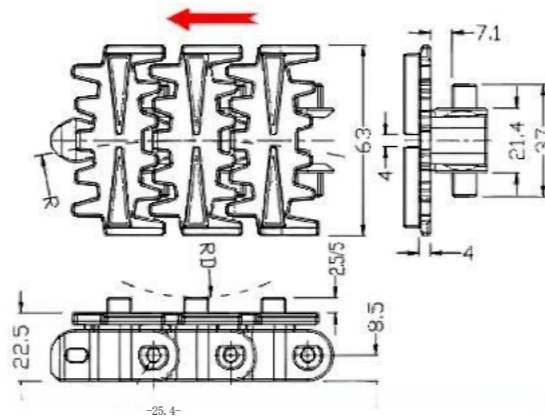
Chain plate model	Chain plate width W	Network chain weight (kg/m)	minimum turning radius	Chain plate material	service load
	millimetre		millimetre		Newton (21°C)
PQ 63A	63	0.8	R150	POM	2100
pitch (mm)	Shaft diameter (mm)	Die material	Back bending radius (minimum value) mm	Note: It is mainly suitable for the transportation of various food, beverage and all kinds of goods. The material is POM, white color, and the use temperature is -30°C to +80°C.	
25.4	4	SUS	RD 85		

6 3 C adhesive direct chain



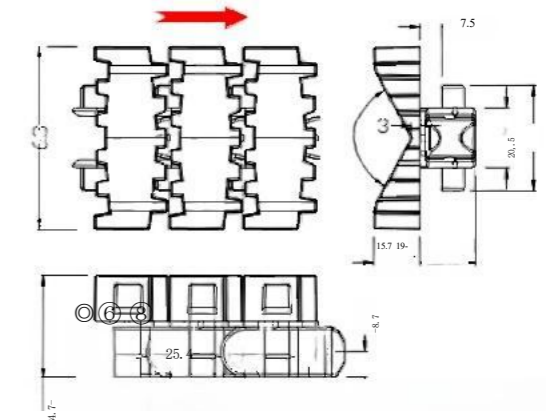
Chain plate model	Chain plate width W	Network chain weight (kg/m)	minimum turning radius	Chain plate material	service load
	millimetre		millimetre		Newton (21°C)
PQ 63C	63	0.88	Straight chain, no turning support.	POM+TPU/TPE	2100
pitch (mm)	Shaft diameter (mm)	Die material	Back bending radius (minimum value) mm	Used for the conveyance of goods on the inclined conveyor line, the surface is attached with wear-resistant anti-slip soft glue, which is durable.	
25.4	4	SUS	RD 200		

6 3 B tooth-shaped chain



Chain plate model	Chain plate width W	Network chain weight (kg/m)	minimum turning radius	Chain plate material	service load
	millimetre		millimetre		Newton (21°C)
PQ 63B	63	0.83	R150	POM	2100
pitch (mm)	Shaft diameter (mm)	Die material	Back bending radius (minimum value) mm	Note: The height of the triangle block can be selected as 2.5/5, and special size can be customized.	
25.4	4	SUS	RD 95		

6 3 D tooth shape chain



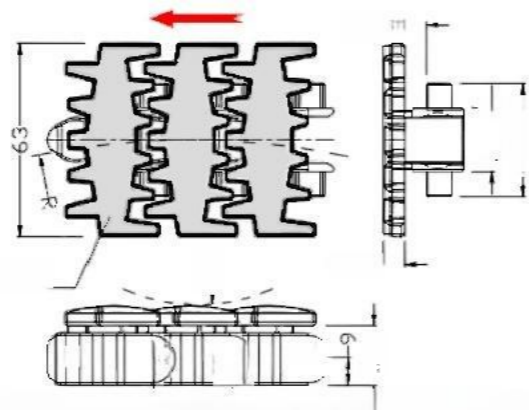
Chain plate model	Chain plate width W	Network chain weight (kg/m)	minimum turning radius	Chain plate material	service load
	millimetre		millimetre		Newton (21°C)
PQ 63D	63	1.0	R150	POM	2100
pitch (mm)	Shaft diameter (mm)	Die material	Back bending radius (minimum value) mm	The special V-shaped carrier block design can ensure the central positioning of the transported object and effectively prevent side slip and drop.	
25.4	4	SUS	RD 170		

Specialized model for bearing production line



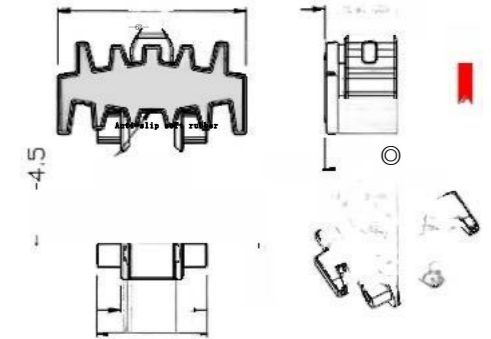
Slant block R: block height 5, block L: block height 5, double block: block height 2.5/5, straight block: block height 2.5, side block: block height 2.5

**63E Tobacco Chain**



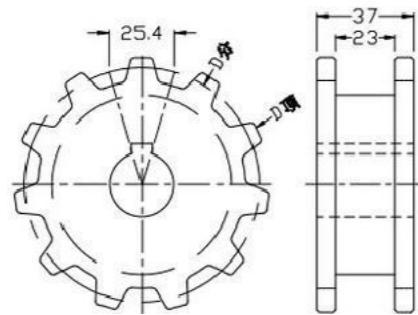
Chain plate model	Chain plate width W	Network chain weight (kg/m)	minimum turning radius millimetre	Chain plate material	service load
	millimetre				Newton (21°C)
PQ 63E	63	0.90	R150	POM+TPU/TPE	2100
pitch (mm)	Shaft diameter (mm)	Dial material	Back bending radius (minimum value) mm	Excellent straight top surface and elastic glue are very suitable for the application of cigarette production line, can avoid the wrinkling and depression of chimney.	
25.4	4	SIS	RD 100		

**63F, anti-slip chain**




Chain plate model	Chain plate width W	Network chain weight (kg/m)	minimum turning radius millimetre	Chain plate material	service load
	millimetre				Newton (21°C)
PQ 63F	63	0.90	R150	POM+TPU/TPE	2100
pitch (mm)	Shaft diameter (mm)	Dial material	Back bending radius (minimum value) mm	Used for the conveyance of goods on a tilted conveyor line, with wear-resistant non-slip soft rubber on the surface.	
25.4	4	SIS	RD 100	wear well.	

**chain wheel**

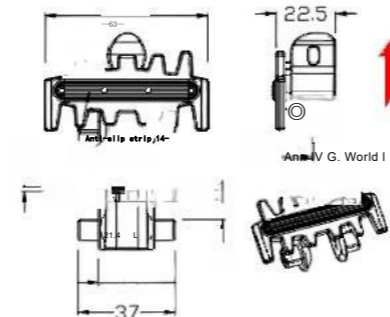


specifications	number of teeth	aperture (mm) fenestra square hole	D component mm	D top mm	shaping way
63CWL-8T	8	20-30	66.37	72.2	machining
63CWL-9T	9	20-30	74.26	80.5□	
63CWL-10T	10	20-30	82.20	88.5□	
63CWL-11T	11	20-40	90.18	97.0	
63CWL-12T	12	20-40	106.14	112.5□	
63CWL-15T	15	20-40	122.17	128.5	

Special tooth number can be customized, shaft diameter can be square hole \, round hole.  
The material of the injection molding wheel can be selected as POM/PP/PA, and the machining material can be selected as PA/PP.

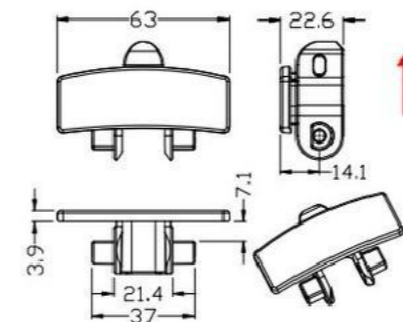


**63G, anti-slip chain**



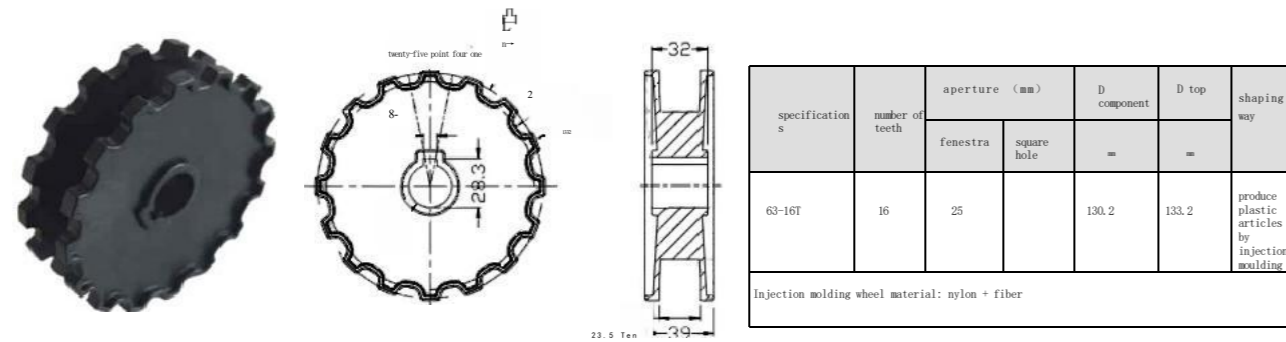
Chain plate model	weight (kg/m)	minimum turning radius millimetre	service load
			Newton (21°C)
PQ 63G	0.82	R150	2100
pitch (mm)	Dial material	Minimum back bend radius (mm)	Chain plate material
25.4	SIS	RD 100	POM+TPU

**PQ 63 YH flexible chain**

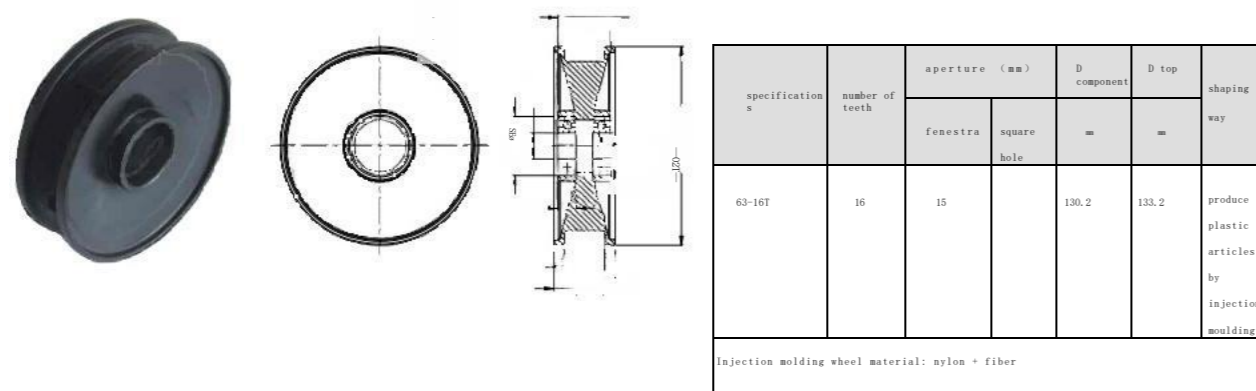


Chain plate model	weight (kg/m)	minimum turning radius millimetre	service load
			Newton (21°C)
PQ 63 YH	0.8	R150	2100
pitch (mm)	Dial material	Minimum back bend radius (mm)	Chain plate material
25.4	SIS	RD 100	POM

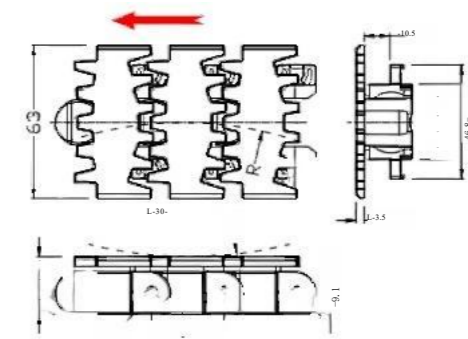

**Note: Plastic chain wheel-main wheel**



**Note: Plastic chain wheel-driven wheel**

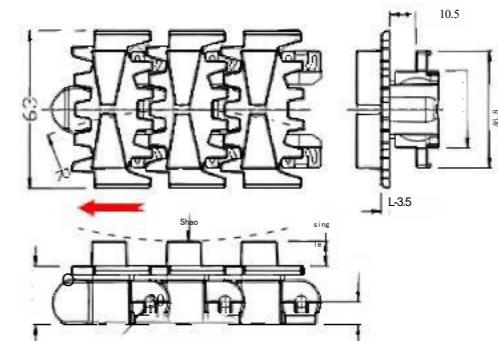



**63-P 30 tooth shape chain**



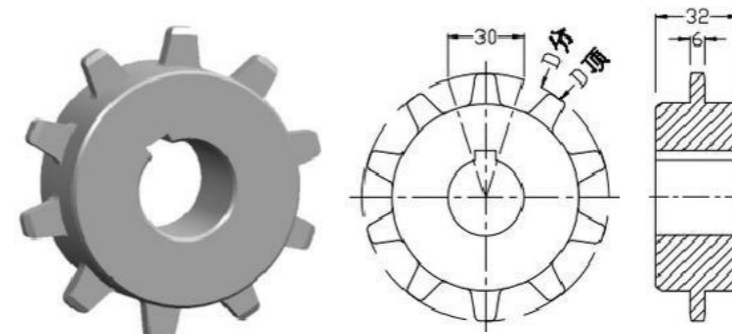
Chain plate model	Chain plate width W	Network chain weight (kg/m)	minimum turning radius	Chain plate material	service load
	millimetre		millimetre		Newton (21°C)
PQ63-P30	63	0.96	R150	POM	2100
pitch (mm)	Shaft diameter (mm)	Die material	Back bending radius (minimum value) mm	Mainly used for food, beverage and all kinds of goods transportation, special design of pin installation and disassembly is convenient, safe and reliable.	
30	5	SUS	RD 170		

**63-P30-2 toothed chain with blocks**



Chain plate model	Chain plate width W	Network chain weight (kg/m)	minimum turning radius	Chain plate material	service load
	millimetre		millimetre		Newton (21°C)
PQ63-P30-2	63	1.3	R150	POM	2100
pitch (mm)	Shaft diameter (mm)	Die material	Back bending radius (minimum value) mm	Mainly used for food, beverage and all kinds of goods transportation, the load block is solid and conducive to effective transmission of goods.	
30	5	SUS	RD 160		

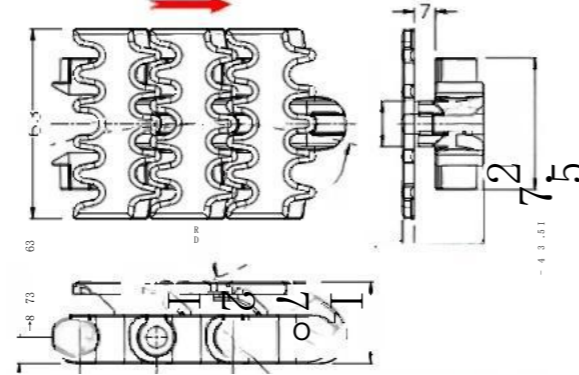

**chain wheel**



specifications	number of teeth	aperture (mm)		D component	D top	shaping way
		fenestra	square hole			
63P30-10T	10	20-30		97.08	97	machining
63P30-11T	11	20-30		106.48	106.4	
63P30-12T	12	20-30		115.91	115.8	

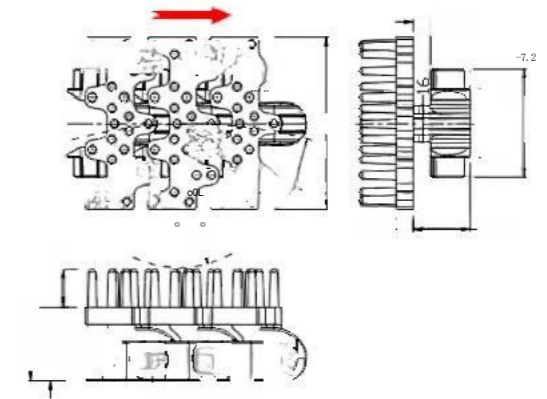
Special tooth number can be customized, shaft diameter can be square hole round hole.  
The material of machining can be PA/PP.

**6 3 circular gear tooth shape chain**



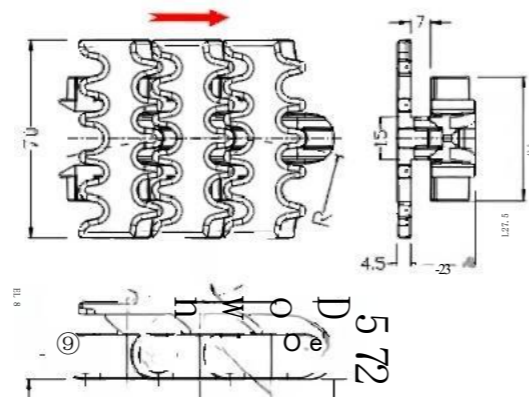
Chain plate model	Chain plate width W	Network chain weight	minimum turning radius	Chain plate material	service load
	millimetre				kg/m
PQ 63 YC	63	1.15	R185	POM	2100
pitch (mm)	Shaft diameter (mm)	Die material	Back bending radius (minimum value mm)	Wide range of applications. For example, gears, liquefied gas cylinders, medium specification bearings, piston parts, yogurt, dry batteries, plastic bottles, dairy boxes, coffee and tea boxes, etc.	
25.4	7.0	SUS	RD 75		

**7 0 D spring column toothed chain**



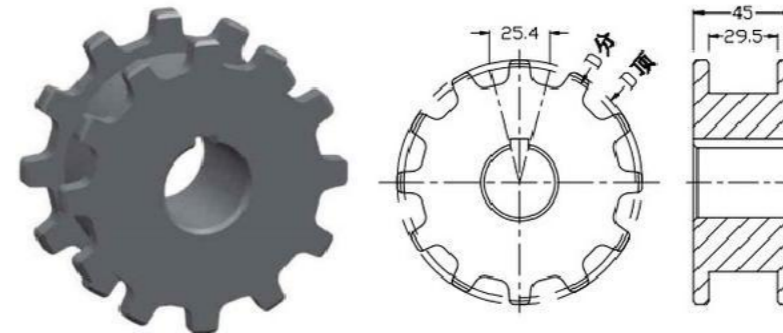
Chain plate model	Chain plate width W	Network chain weight	minimum turning radius	Chain plate material	service load
	millimetre				kg/m
PQ 70D	70	1.5	R150	POM	2100
pitch (mm)	Shaft diameter (mm)	Die material	Back bending radius (minimum value mm)	Elastic column chain is used for vertical transmission of vertical lateral transmission device. It is suitable for conveying glass, plastic bottles, soda cans and cartons and other products.	
25.4	7	SUS	RD 170		

**7 0 round tooth tooth chain**



Chain plate model	Chain plate width W	Network chain weight	minimum turning radius	Chain plate material	service load
	millimetre				kg/m
PQ 70 YC	70	1.20	R200	POM	2100
pitch (mm)	Shaft diameter (mm)	Die material	Back bending radius (minimum value mm)	Wide range of applications. For example, gears, liquefied gas cylinders, medium specification bearings, piston parts, yogurt, dry batteries, plastic bottles, dairy boxes, coffee and tea boxes, etc.	
25.4	7.0	SUS	RD 75		

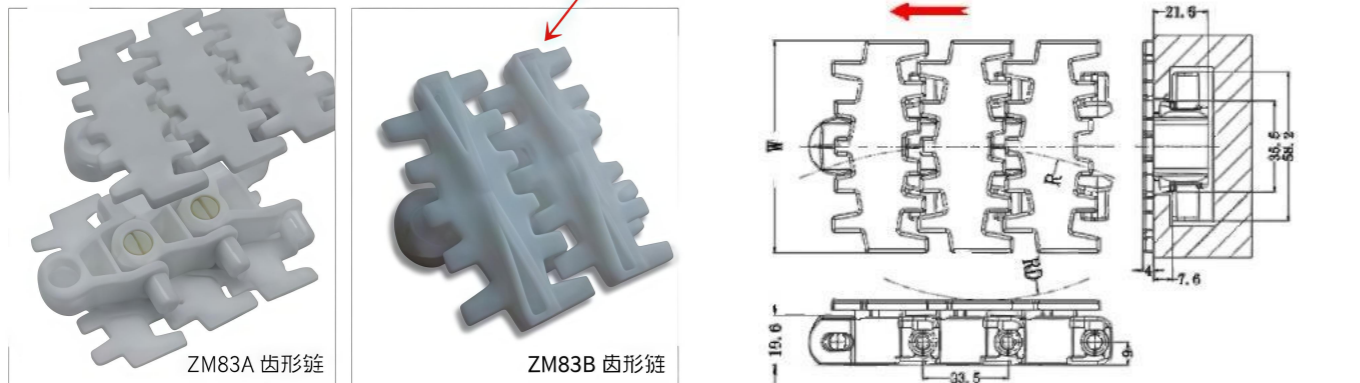
**Chain wheel**



specifications	number of teeth	aperture (mm)		D component	D top	shaping way
		fenestra	square hole			
70YC-8T	8	20-30		66.37	72.2	machining
70YC-9T	9	20-30		74.26	80.5	
70YC-10T	10	20-30		82.20	88.5	
70YC-11T	11	20-40		90.18	97.0	
70YC-13T	13	20-40		106.14	112.5	
70YC-15T	15	20-40		122.17	128.5	

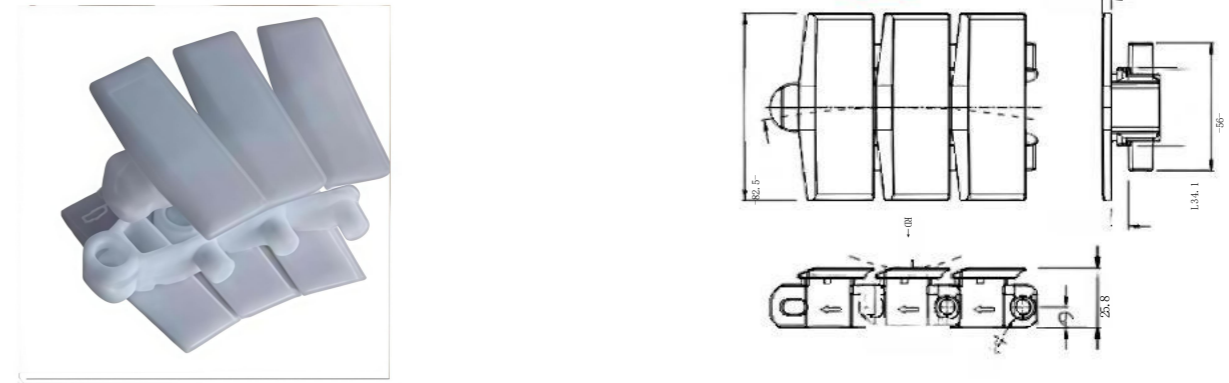
Special tooth number can be customized, shaft diameter can be square hole round hole. The material of the injection molding wheel can be selected as POM/PP/PA, and the machining material can be selected as PA/PP.

**B 3 6 toothed chain**



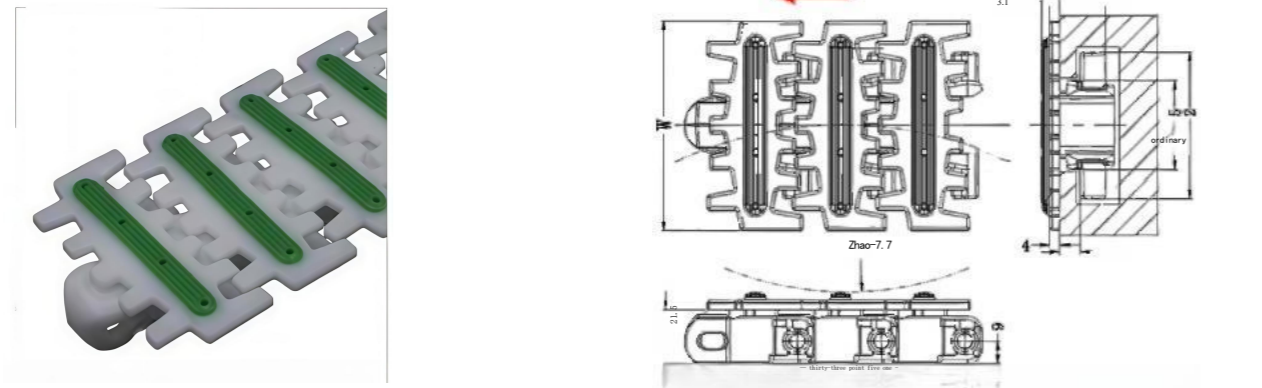
Chain plate model	Chain plate width W		Network chain weight (kg/m)	minimum turning radius millimetre	Chain plate material	service load		Die material
	millimetre					Newton (21°C)		
B36 toothed chain	83		1.23	R150	POM	2800		SUS
pitch (mm)	Shaft diameter (mm)	Back bending radius (minimum value) mm	Dial material	Wide range of applications, such as ball valve, water meter, pie box, beverage can, yogurt, dry battery, plastic bottle, dairy box, paint can and short socks, etc.				
33.5	6	RD100						

**B 3 6Y plate bending chain**



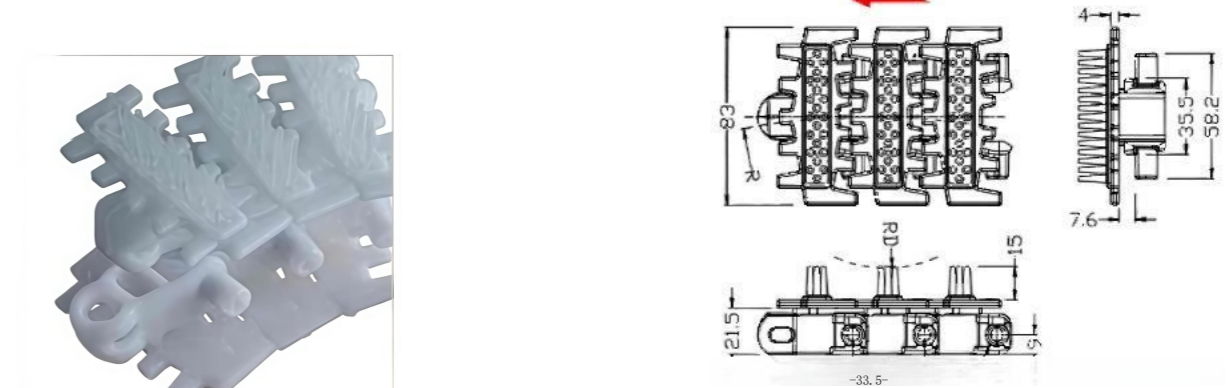
Chain plate model	Chain plate width W		Network chain weight (kg/m)	minimum turning radius millimetre	Chain plate material	service load		Die material
	millimetre					Newton (21°C)		
B36Y flat turning chain	82.5		1.25	R240	POM	2800		SUS
pitch (mm)	Shaft diameter (mm)	Back bending radius (minimum value) mm	Dial material	Wide range of applications, such as ball valve, water meter, pie box, beverage can, yogurt, dry battery, plastic bottle, dairy carton, paint can and short socks.				
33.5	6	RD 140						

**B 3 6 C anti-slip chain**



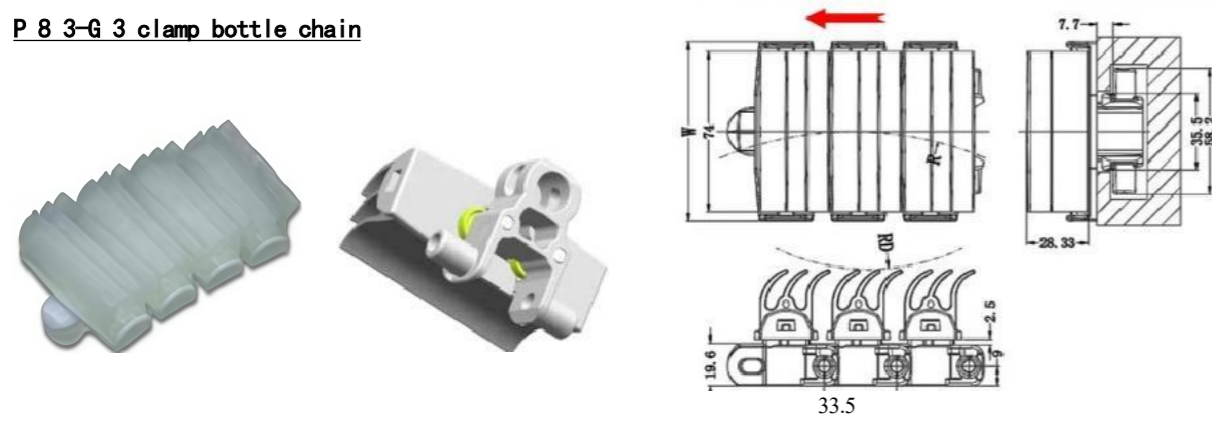
Chain plate model	Chain plate width W		Network chain weight (kg/m)	minimum turning radius millimetre	Chain plate material	service load		Die material
	millimetre					Newton (21°C)		
B36C anti-slip chain	83		1.48	R150	POM+TPU	2800		SUS
pitch (mm)	Shaft diameter (mm)	Back bending radius (minimum value) mm	Dial material	Used for the conveyance of goods on the inclined conveyor line, the surface is attached with wear-resistant anti-slip soft glue, which is durable.				
33.5	6	RD 120						

**B 36A clamp bottle chain**



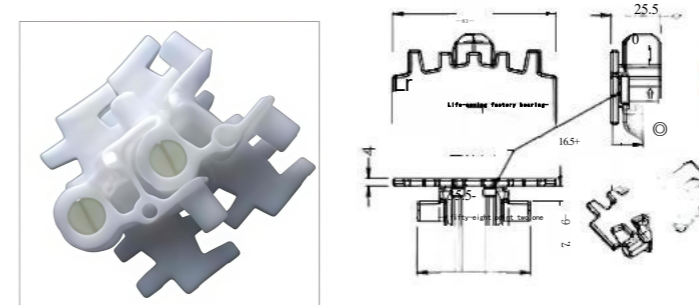
Chain plate model	Chain plate width W		Network chain weight (kg/m)	minimum turning radius millimetre	Chain plate material	service load		Die material
	millimetre					Newton (21°C)		
B36A	83		1.45	R150	POM+TPU	2800		SUS
pitch (mm)	Shaft diameter (mm)	Back bending radius (minimum value) mm	Dial material	Elastic column chains are used for vertical lateral conveying in vertical conveying systems. They are suitable for conveying products such as glass, plastic bottles, soda cans, and cardboard boxes. Two sets of conveying units equipped with elastic column chains are installed facing each other on the ground to form a vertical lateral conveying system.				
33.5	6	RD 75						

**P 8 3-G 3 clamp bottle chain**



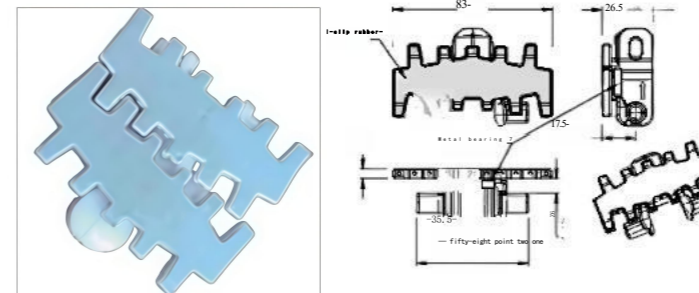
Chain plate model	Chain plate width W	Network chain weight (kg/m)	minimum turning radius millimetre	Chain plate material	service load	Dial material
	millimetre				Newton (21°C)	
P83 clamp chain	83	1.82	R150	POM-TPU	2800	SIS
pitch (mm)	Shaft diameter (mm)	Back bending radius (minimum value) mm	Dial material	The elastic wedge chain is used for vertical lateral conveying in vertical conveying systems. It is suitable for conveying products such as glass, plastic bottles, soda cans, and cardboard boxes. Two sets of conveying units equipped with elastic wedge chains are installed facing each other on the ground to form a vertical lateral conveying system.		
33.5	6	R0150				

**P 8 3 A R turn bend chain**



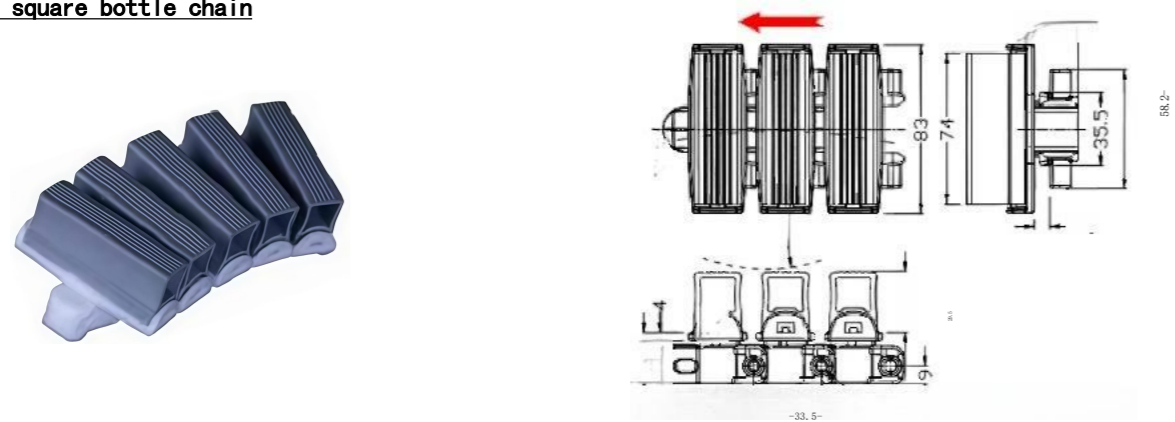
Chain plate model	weight	minimum turning radius millimetre	service load Newton (21°C)
	(kg/m)		
P 8R3SP	1.32	R150	2800
pitch (mm)	Dial material	Minimum back bend radius (mm)	Chain plate material
33.5	SIS	R0100	POM

**P 8 3 P J anti-slip chain**



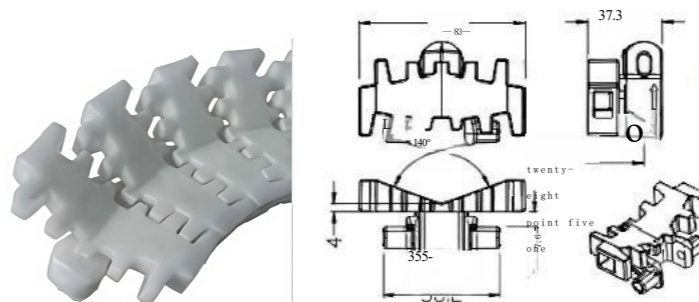
Chain plate model	weight	minimum turning radius millimetre	service load Newton (21°C)
	(kg/m)		
P 8R3PJ	1.33	R150	2800
pitch (mm)	Dial material	Minimum back bend radius (mm)	Chain plate material
33.5	SIS	R0100	POM-TPU

**P 8 3 square bottle chain**



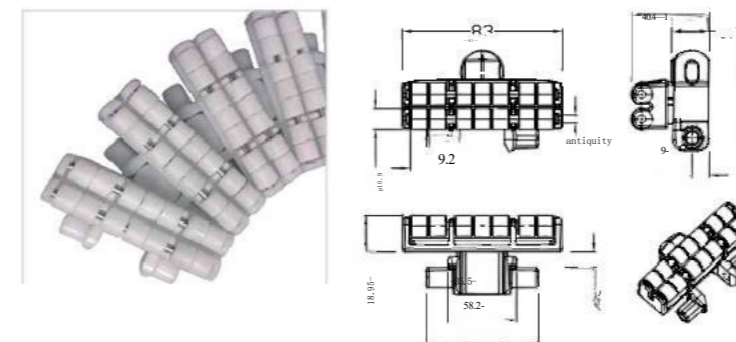
Chain plate model	Chain plate width W	Network chain weight (kg/m)	minimum turning radius millimetre	Chain plate material	service load
	millimetre				Newton (21°C)
P83 square clamp chain	83	2.2	R150	POM	2100
pitch (mm)	Shaft diameter (mm)	Dial material	Back bending radius (minimum value) mm	The elastic wedge chain is used for vertical lateral conveying in vertical conveying systems. It is suitable for conveying products such as glass, plastic bottles, soda cans, and cardboard boxes. Two sets of conveying systems equipped with elastic wedge chains are installed facing each other on the ground to form a vertical lateral conveying system.	
33.5	6	SIS	R0120		

**P 8 3 V D V-type chain**



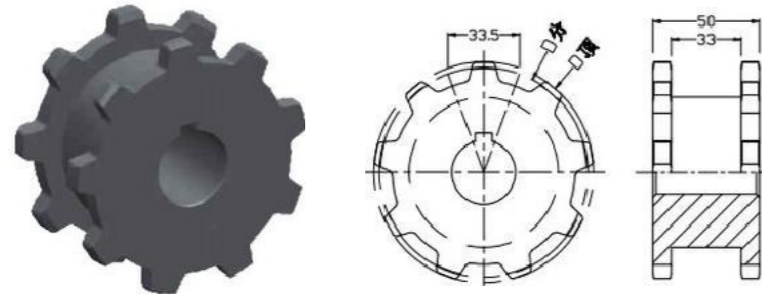
Chain plate model	weight	minimum turning radius millimetre	service load Newton (21°C)
	(kg/m)		
P 8VD	1.35	R150	2800
pitch (mm)	Dial material	Minimum back bend radius (mm)	Chain plate material
33.5	SIS	R0110	POM

**P M 8 3 T R roll bead top chain**



Chain plate model	weight	minimum turning radius millimetre	service load Newton (21°C)
	(kg/m)		
P 8R3TR	1.9	R150	2800
pitch (mm)	Dial material	Minimum back bend radius (mm)	Chain plate material
33.5	SIS	R100	POM

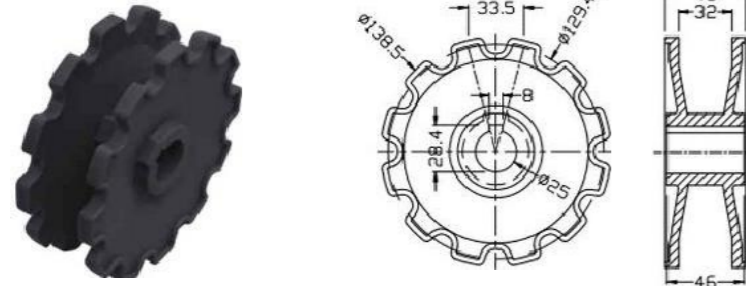
**Chain wheel-83 series applicable**



specification	number of teeth	Diameter (mm)		D component	D top	Molding method
		fenestra	square hole			
83-9T	9	20-40	37.95	100		machining
83-12T	12	20-50	129.43	135		

Special tooth number can be customized, shaft diameter can be square hole \ round hole. The material of the injection molding wheel can be selected as POM/ PP/ PA, and the machining material can be selected as PA/ PP.

**Note: Plastic sprocket-driving wheel**

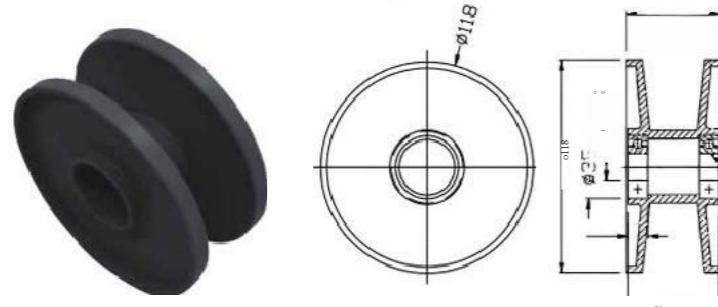


specification	number of teeth	aperture (mm)		D component	D top	Molding method
		fenestra	square hole			
83-12T	12	25	129.4	138.5		produce plastic articles by injection moulding

\* This sprocket is mainly compatible with the flexible system of 83 width.

Injection molding wheel material: nylon + fiber

**Note: Plastic chain wheel-driven wheel**



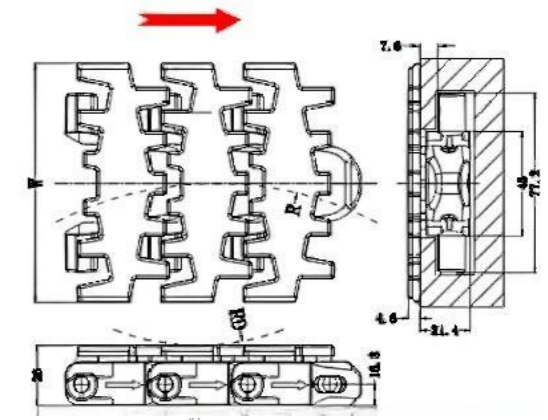

specification	number of teeth	aperture (mm)		D component	D top	Molding method
		fenestra	square hole			
83-12T	12	15	129.4	138.5		produce plastic articles by injection moulding

Injection molding wheel material: nylon + fiber

\* This sprocket is mainly compatible with the flexible system of 83 width.

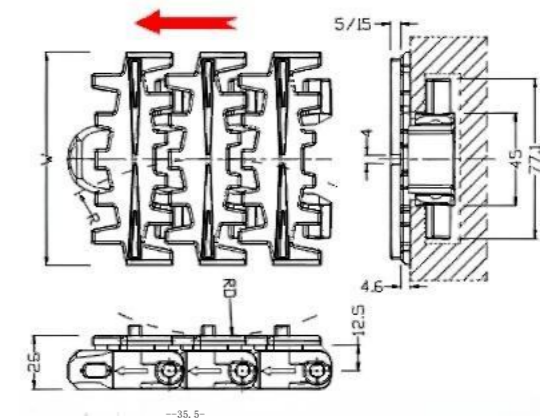



**103A toothed chain**



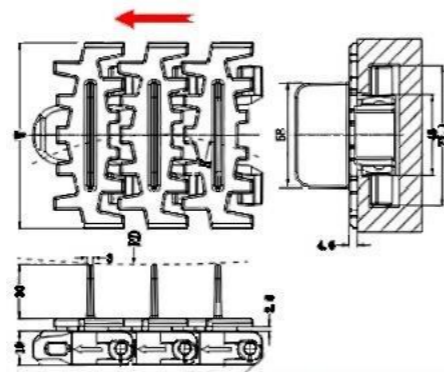

Chain plate model	Chain plate width W	Network chain weight (kg/m)	minimum turning radius (mm)	Chain plate material	service load	Dial material
	millimetre				Newton (21°C)	
103A	103	1.76	R150	POM	3100	SIS
pitch (mm)	Shaft diameter (mm)	Back bending radius (minimum value mm)	Die material	Suitable for larger items, especially in the case of a balance point deviates from the center, with higher carrying capacity; such as large ball bearings, turbine rotors, seat belt brackets, motor steering arm components, boxes, etc.		
35.5	6	RD 100				

**103B triangular stop toothed chain**



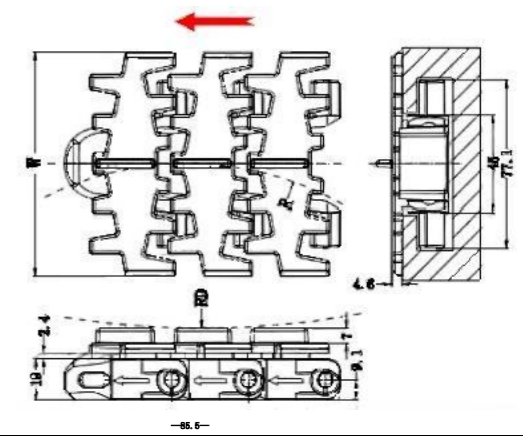
Chain plate model	Chain plate width W	Network link weight (kg/m)	minimum turning radius (mm)	Chain plate material	service load
	millimetre				Newton (21°C)
103B	103	1.81	R150	POM	3100
pitch (mm)	Shaft diameter (mm)	Back bending radius (minimum value mm)	Dial material	Suitable for larger items, especially in the case of a balance point off the center, with more higher load capacity; such as large ball bearings, turbine rotors, seat belt brackets, motor steering arm components, boxes, etc.	
35.5	6	RD 100	SIS		

**Q103C transverse stop toothed chain**



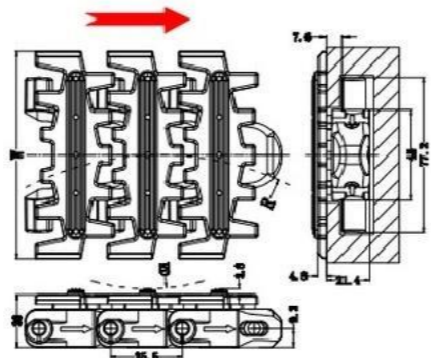
Chain plate model	Chain plate width $\Phi$	Network chain weight (kg/m)	minimum turning radius millimetre	Chain plate material	service load	Die material
	millimetre				Newton (21°C)	
Q 103C	103	1.77	R150	POM	3100	SUS
pitch (mm)	Shaft diameter (mm)	Back bending radius (minimum value) mm	surface roughness Ra	Clovers are used for vertical or steeply inclined conveyor tracks. They come in various heights and shapes. The clover is selected according to the shape of the goods being conveyed.		
35.5	6	RD 70				

**Q103E vertical stop toothed chain**



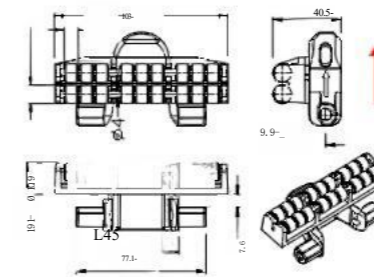
Chain plate model	Chain plate width $\Phi$	Network chain weight (kg/m)	minimum turning radius millimetre	Chain plate material	service load	Die material
	millimetre				Newton (21°C)	
Q 103E	103	1.86	R150	POM	3100	SUS
pitch (mm)	Shaft diameter (mm)	Back bending radius (minimum value) mm	surface roughness Ra	Clovers are used for vertical or steeply inclined conveyor tracks. They come in various heights and shapes. The clover is selected according to the shape of the goods being conveyed.		
35.5	6	RD 100				

**Q 1 0 3 D tooth shape chain**



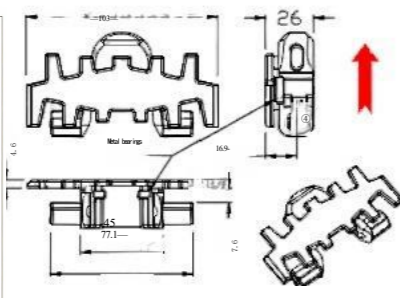
Chain plate model	Chain plate width $\Phi$	Network chain weight (kg/m)	minimum turning radius millimetre	Chain plate material	service load	Die material
	millimetre				Newton (21°C)	
Q 103D	103	1.78	R100	POM-TPU	3100	SUS
pitch (mm)	Shaft diameter (mm)	Back bending radius (minimum value) mm	Die material	Used for the conveyance of goods on the inclined conveyor line, the surface is attached with wear-resistant anti-slip soft glue, which is durable.		
35.5	6	RD 150				

**Q 103 TR ball top chain**



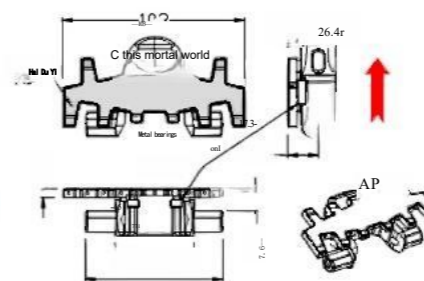
Chain plate model	weight	minimum turning radius millimetre	service load Newton (21°C)
	(kg/m)		
Q 103TR	2.60	R150	3100
pitch (mm)	Die material	Minimum back bend radius (mm)	Chain plate material
35.5	SUS	RD160	POM

**Q 1 0 3 A R turn bend chain**



Chain plate model	weight	minimum turning radius millimetre	service load Newton (21°C)
	(kg/m)		
Q 103P	1.83	R150	3100
pitch (mm)	Die material	Minimum back bend radius (mm)	Chain plate material
35.5	SUS	RD100	POM

**Q 0 3 P J anti-slip chain**



Chain plate model	weight	minimum turning radius millimetre	service load Newton (21°C)
	(kg/m)		
Q 103PJ	2.15	R150	3100
pitch (mm)	Die material	Minimum back bend radius (mm)	Chain plate material
35.5	SUS	RD70	POM

**PQ 103 YH flat chain**

Chain plate model	weight (kg/m)	minimum turning radius (mm)	service load (Newton (21°C))
PQ 103YH	1.65	R400	3100
pitch (mm)	Dial material	Minimum back bend radius (mm)	Chain plate material
35.5	stS	R0180	POM

**PQ 103 WF (1785) seamless chain**

Chain plate model	weight (kg/m)	minimum turning radius (mm)	service load (Newton (21°C))
PQ 103WF	1.90	R130	3100
pitch (mm)	Dial material	Minimum back bend radius (mm)	Chain plate material
35.5	stS	R0150	POM

**63/83/103 wave tooth flexible chain**

Chain plate model	Chain plate width W (mm)	Network chain weight (kg/m)	pitch (mm)	Shaft diameter (mm)	minimum turning radius (mm)	Back bending radius (mm)	Chain plate material	service load (Newton (21°C))
PQ 63 BL	63	0.8	25.4	4	R150	RD 100	POM	2100
PQ 83 BL	83	1.2	33.5	6	R160	RD 100		2800
PQ 103 BL	103	1.8	35.5	6	R160	RD 100		3100

**Machine tool chain wheel**

specifications	number of teeth	aperture (mm)		D component (mm)	D top (mm)	Molding method
		fenestra	square hole			
103-9T	9	25-50		103.8	110	machining
103-10T	10	25-50		114.9	120	
103-12T	12	25-50		137.2	145	

Special tooth number can be customized, shaft diameter can be square hole \ round hole. The material of the injection molding wheel can be selected as POM/PP/PA, and the machining material can be selected as PA/PP.

**63/83/103 hardened steel surface toothed chain)**

Chain plate model	Chain plate width W (mm)	Network chain weight (kg/m)	pitch (mm)	Shaft diameter (mm)	minimum turning radius (mm)	Back bend radius (mm)	Chain plate material	service load (Newton (21°C))
PQ63G steel top chain	63	2.10	25.4	4	R150	RD100	POM	2100
PQ83G steel top chain	83	2.40	33.5	6	R160	RD100		2800
PQ103G steel top chain	103	2.80	35.5	6	R150	RD100		3100

If the conveyed product causes excessive wear on standard chains, steel top chains can be used instead. These are primarily used in mechanical manufacturing for conveying cast or machined parts with sharp edges. Based on standard flat chains, steel top chains share the same technical characteristics as standard chains.

**PQ 103H anti-slip chain**

Chain plate model	weight (kg/m)	minimum turning radius (mm)	service load (Newton (21°C))
PQ 103H	1.8	R150	3100
pitch (mm)	Dial material	Minimum back bend radius (mm)	Chain plate material
35.5	stS	R0100	POM-TPU

**Note: Plastic sprocket-driving wheel**

specifications	number of teeth	Diameter (mm)		D component (mm)	D top (mm)	Molding method
		fenestra	square hole			
103-12T	12	25		137.1	145.2	produce plastic articles by injection molding
103-9T	9	20		104.6	96.6	
103-10T	10	20		137.2	123.8	

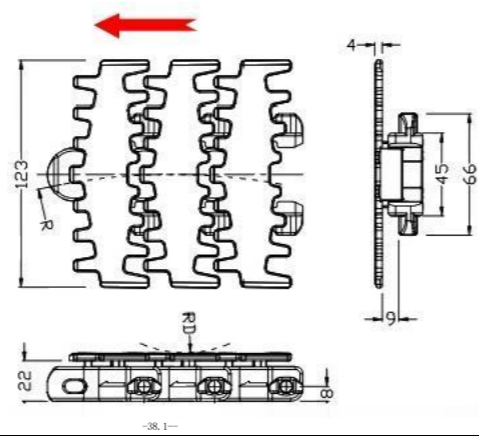
Injection molding wheel material: nylon + fiber

**Note: Plastic chain wheel-driven wheel**

specifications	number of teeth	aperture (mm)		D component (mm)	D top (mm)	Molding method
		fenestra	square hole			
103-12T	12	20		137.2	123.8	produce plastic articles by injection molding
103-9T	9	20		104.6	96.6	
103-10T	10	20		137.2	123.8	

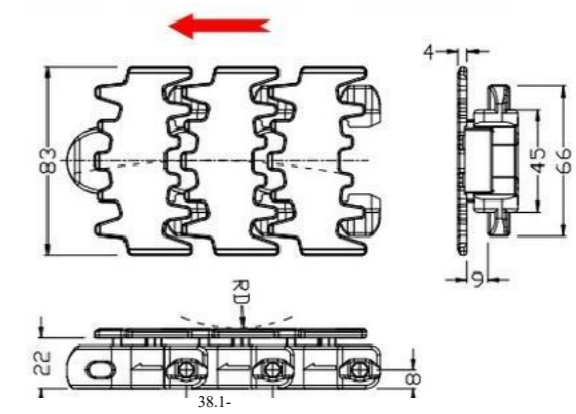
Injection molding wheel material: nylon + fiber

**P 1 2 3 tooth shape chain**



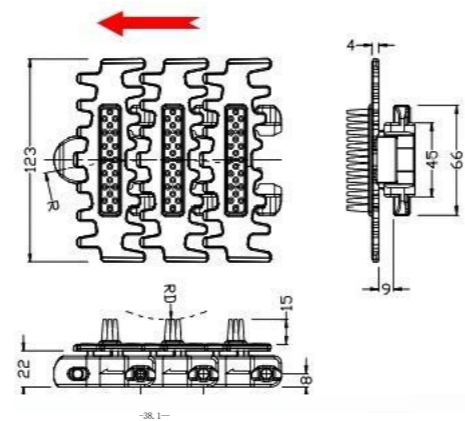
Chain plate model	Chain plate width W	Network chain weight	minimum turning radius	Chain plate material	service load	Die material
	millimetre	(kg/m)	millimetre		Newton (21°C)	
P123 toothed chain	123	1.52	R200	POM	3500	SUS
pitch (mm)	Shaft diameter (mm)	Back bending radius (minimum value) mm		Wide range of applications, such as ball valve, water meter, pie box, beverage can, yogurt, dry battery, plastic bottle, dairy carton, paint can and short socks.		
38.1	6	RD 70				

**P 8 3 R tooth-shaped chain**



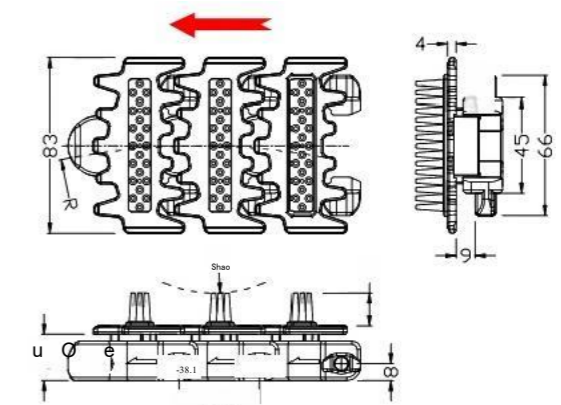
Chain plate model	Chain plate width W	Network chain weight	minimum turning radius	Chain plate material	service load
	millimetre	(kg/m)	millimetre		Newton (21°C)
P 83R	83	1.25	R200	POM	3500
pitch (mm)	Shaft diameter (mm)	Die material	Back bending radius (minimum value) mm	Wide range of applications, such as ball valve, water meter, pie box, beverage can, yogurt, dry battery, plastic bottle, dairy box, paint can and short socks.	
38.1	6	SUS	RD 70		

**P 1 2 3 R S clamp bottle chain**



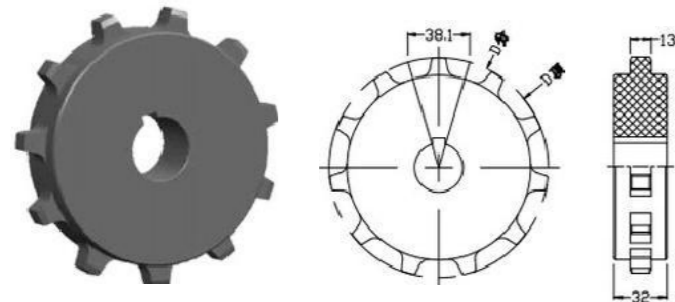
Chain plate model	Chain plate width W	Network chain weight	minimum turning radius	Chain plate material	service load
	millimetre	(kg/m)	millimetre		Newton (21°C)
P 123 RS	123	1.65	R200	POM+TPU	3500
pitch (mm)	Shaft diameter (mm)	Die material	Back bending radius (minimum value) mm	Elastic column chains are used for vertical lateral conveying in vertical conveying systems. They are suitable for transporting products such as glass, plastic bottles, soda cans, and cardboard boxes. Two sets of conveying systems equipped with elastic column chains are installed facing each other on the ground to form a vertical lateral conveying system.	
38.1	6	SUS	RD 55		

**P 8 3 R S clamp bottle chain**



Chain plate model	Chain plate width W	Network chain weight	minimum turning radius	Chain plate material	service load
	millimetre	(kg/m)	millimetre		Newton (21°C)
P 83 RS	83	1.45	R200	POM+TPU	3500
pitch (mm)	Shaft diameter (mm)	Die material	Back bending radius (minimum value) mm	Elastic column chains are used for vertical lateral conveying in vertical conveying systems. They are suitable for transporting products such as glass, plastic bottles, soda cans, and cardboard boxes. Two sets of conveying units equipped with elastic column chains are installed facing each other on the ground to form a vertical lateral conveying system.	
38.1	6	SUS	RD 55		

83R/83 RS/123/123 RS common sprocket

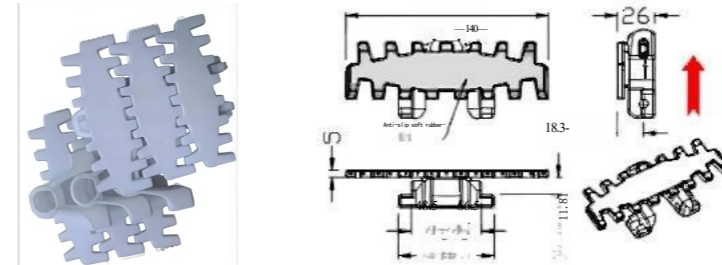


\* This sprocket is suitable for ZES 3R gear chain

specifications	number of teeth	aperture (mm)		D component	D top	Molding method
		fenestra	square hole			
123-9T	9	25-30		111.4	111	machining
123-11T	11	25-30		135.2	135	
123-13T	13	25-40		159.2	159	

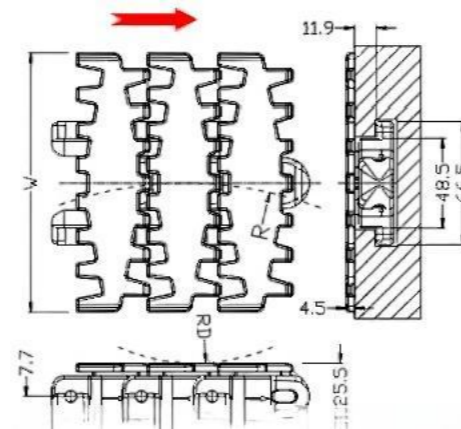

Special tooth number can be customized, shaft diameter can be square hole round hole.  
The machining material can be PA/PP.

Q K 1 4 0 P J Anti-slip chain

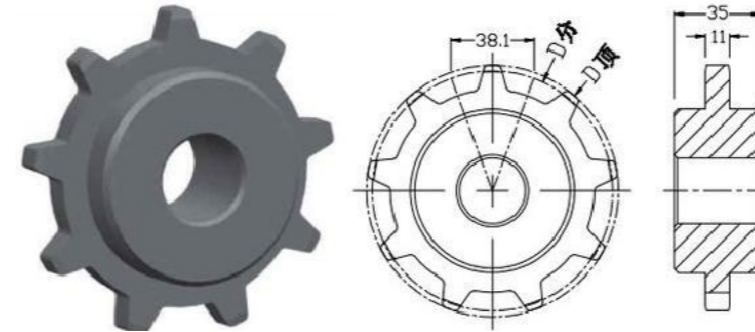


Chain plate model	weight	minimum turning radius	service load
	(kg/m)	millimetre	Newton (21°C)
Q K140PJ	1.9	R200	3100
pitch (mm)	Die material	Minimum back bend radius (mm)	Chain plate material
38.1	SIS	R0170	POM-TPU

Q K 1 4 0 tooth shape chain



Q K 1 4 0 chain wheel

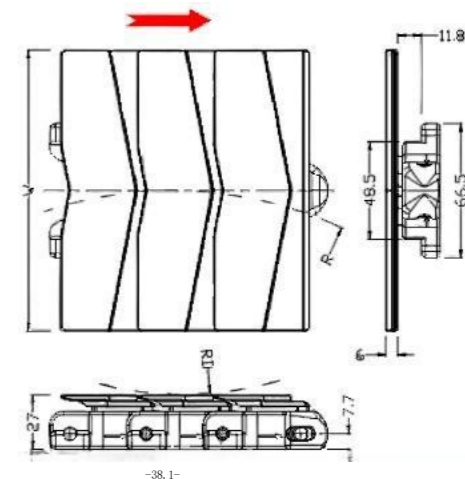



specifications	number of teeth	aperture (mm)		D component	D top	Molding method
		fenestra	square hole			
140-9T	9	25-30		111.4	115	machining
140-11T	11	25-30		135.2	138	
140-13T	13	25-30		159.2	160	

Special tooth number can be customized, shaft diameter can be square hole \ round hole.  
The material of the injection molding wheel can be selected as POM/PP/PA, and the machining material can be selected as PA/PP.

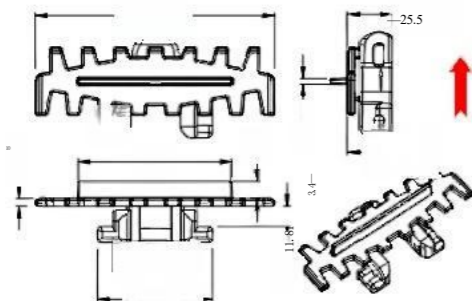
Chain plate model	Chain plate width W	Network chain weight	minimum turning radius	Chain plate material	service load	Die material
	millimetre				(kg/m)	
Q K140 toothed chain	140	1.78	R200	POM	2100	SIS
pitch (mm)	Shaft diameter (mm)	Back bending radius (minimum value mm)	surface roughness Ra	Suitable for larger items, especially in the case of a balance point off the center, with higher carrying capacity; such as roller bearings, balls, heavy boxes, gears, brake discs, hydraulic pumps, etc.		
38.1	6	R170				

Q K 1 4 0 W no seam chain



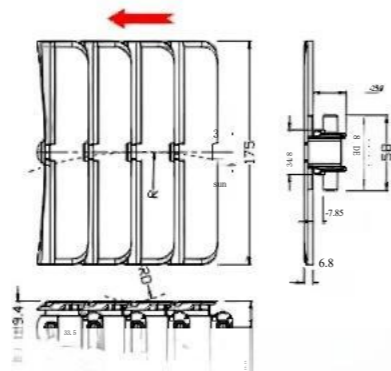
Chain plate model	Chain plate width W	Network chain weight	minimum turning radius	Chain plate material	service load	Die material
	millimetre				(kg/m)	
Q K 140W	140	1.9	R200	POM	3100	SIS
pitch (mm)	Shaft diameter (mm)	Back bending radius (minimum value mm)	surface roughness Ra	Suitable for the transportation of all kinds of goods, the surface is smooth and seamless, and the small gap in the turn prevents the objects from falling into the frame, which is conducive to the smooth operation of the equipment.		
38.1	6	R0170				

Q K 1 4 0 D Lifting chain.



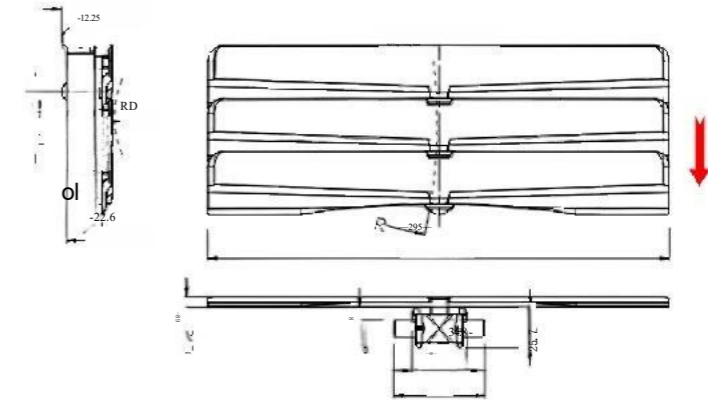
Chain plate model	weight	minimum turning radius	service load
	(kg/m)	millimetre	Newton (21°C)
Q K 140D	1.85	R200	3100
pitch (mm)	Die material	Minimum back bend radius (mm)	Chain plate material
38.1	SIS	R0170	POM

**PW 175 flat top turn chain**



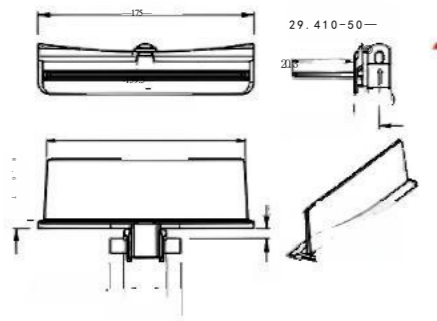
Chain plate model	Chain plate width W	Network chain weight (kg/m)	minimum turning radius millimetre	Chain plate material	service load Newton (21°C)
	millimetre				
PW 175	175	1.53	R500	POM	2800
pitch (mm)	Shaft diameter (mm)	Back bending radius (minimum value) mm	Dial material	The chain plate transports materials along four guide rails. Featuring wide-track lateral bending safety mechanism, compact horizontal and vertical bending heads, this system is specifically designed for flexible packaging applications. It is suitable for manufacturing large cardboard boxes, soft plastic bags, and products such as laundry detergent containers, paper cartons, food packaging, and personal care items.	
33.5	6	RD 70	SUS		

**P W295 flat top drive chain**



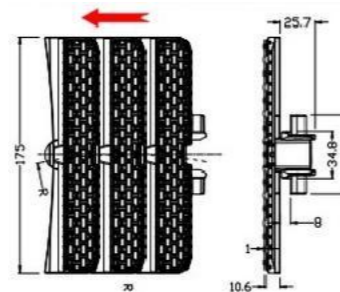
Chain plate model	Chain plate width W	Network chain weight (kg/m)	minimum turning radius millimetre	Chain plate material	service load Newton (21°C)
	millimetre				
P W 295	295	2.6	R500	POM	2800
pitch (mm)	Shaft diameter (mm)	Back bending radius (minimum value) mm	Die material	The chain plate transports materials along four guide rails. Featuring wide-gauge lateral bending safety chain and compact horizontal/vertical bend heads, this system is designed for flexible packaging applications including large cardboard boxes, soft plastic bags, laundry detergent containers, packaging paper tubes, food products, and personal care items.	
33.5	6	RD 80	SUS		

**PW 175C upgrade chain**



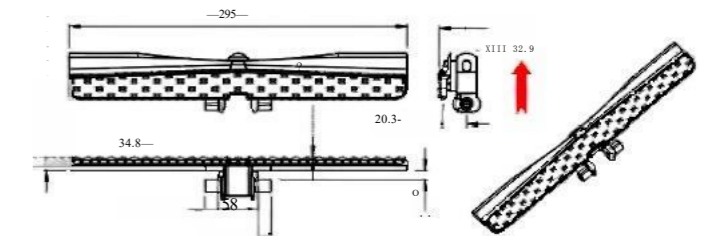
Chain plate model	weight (kg/m)	minimum turning radius millimetre	service load Newton (21°C)
	pw 175C		
Pitch (mm)	pin shaft material	minimum back bending radius (mm)	chain plate material
33.5	Su5	R080	POM

**PW 175F anti-slip chain**



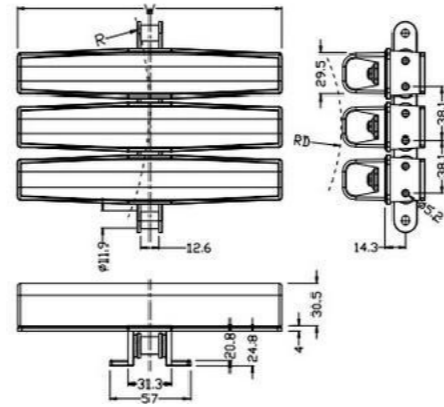
Chain plate model	Chain plate width W	Network chain weight (kg/m)	minimum turning radius millimetre	Chain plate material	service load Newton (21°C)
	millimetre				
PW 175F	175	2.1	R500	POM-TPE	2800
pitch (mm)	Shaft diameter (mm)	Back bending radius (minimum value) mm	Dial material	The chain plate is transported on four guide rails. Wide rail side bending safety chain. Compact horizontal and vertical Bend head; suitable for flexible packaging. Suitable for large cardboard boxes and soft plastic bags production. Applications include laundry detergents, powders, packaging tubes, food products, and personal care items. Features adhesive-coated anti-slip surface, enabling 35-degree upward conveying for lightweight expanded packaging of food products.	
33.5	6	R0 80	SUS		

**P W295 U anti-slip chains**



Chain plate model	weight (kg/m)	minimum turning radius millimetre	service load Newton (21°C)
	P W295 U		
pitch (mm)	Dial material	Minimum back bend radius (mm)	Chain plate material
33.5	SUS	R080	POM-TPE

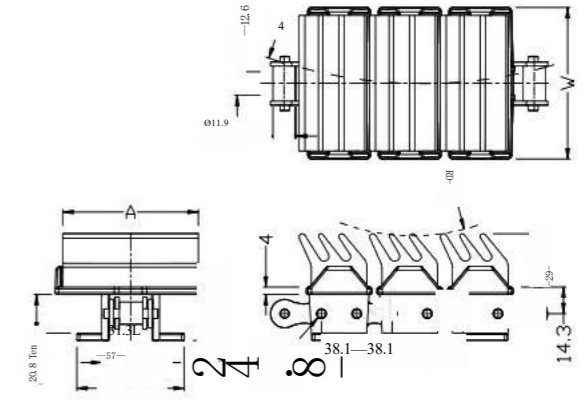

**PQ 1873D, clamp bottle lifting chain**



Chain plate model	Chain plate width	Network chain weight	minimum turning radius	pitch	Chain plate material	Working load/Newton (21°C)		Back bending radius
	W(mm)	(kg/m)	R(mm)			Carbon steel bottom chain	Stainless steel base chain	
PQ1873D-K450	114.3	3.5	356	38.1	POM	4500	3400	120
PQ1873D-K600	152.4	4.1	457					
PQ1873D-K750	190.5	4.5						

Mainly used in various bottle and jar turning and lifting transportation. Soft rubber material: EPDM65. The bottom chain is standard with 12A-1 chain.

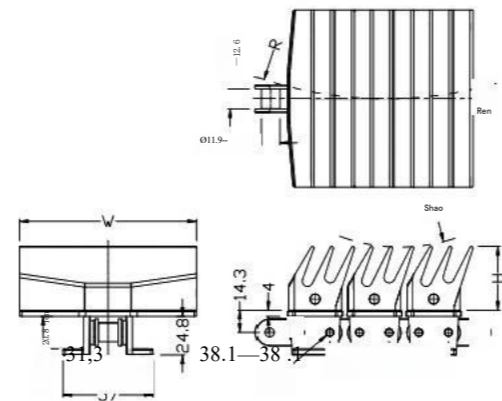
**PQ 1873H, clamp bottle lifting chain**



Chain plate model	Chain plate width	Soft glue width	Network chain weight	minimum turning radius	pitch	Chain plate material	Working load/Newton (21°C)		Back bending radius
	W(mm)	A(mm)	(kg/m)	R(mm)			Carbon steel bottom chain	Stainless steel base chain	
PQ1873H-K325	82.5	72	4.2	356	38.1	POM	4500	3400	120
PQ1873H-K375	95.2	85	4.5	381					

Mainly used in various bottle and jar turning and lifting transportation. Soft rubber material: TPE65. The bottom chain is standard with 12A-1 chain.

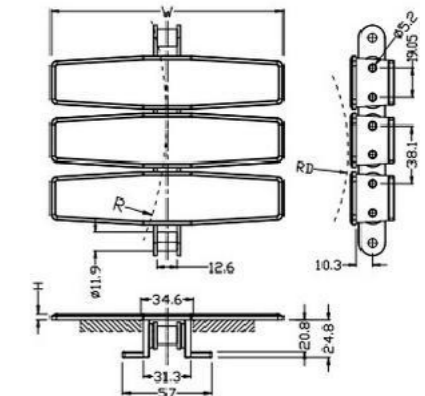
**PQ 1873U, clamp bottle lifting chain**



Chain plate model	Chain plate width	Soft glue height	Network chain weight	minimum turning radius	pitch	Chain plate material	Working load/Newton (21°C)		Back bend radius
	W( mm )	H( mm )	(kg/m)	R( mm )			Carbon steel bottom chain	Stainless steel base chain	
PQ1873U-K325	82.5	31/41	3.2	356	38.1	POM	4500	3400	120
PQ1873U-K450	114.3	41	3.5						110

Mainly used in the turning and lifting of various bottles and jars. Soft rubber material: TPE65. The bottom chain is standard with 12A-1 chain.

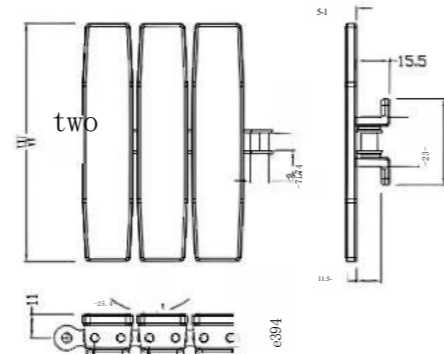
**PQ 1873T, standard steel chain base**



Chain plate model	Chain plate width	thickness of link plates	Network chain weight	minimum turning radius	Chain plate material	Working load/Newton (21°C)		Back bending radius
	W(mm)	H(mm)	(kg/m)	R(mm)		Carbon steel bottom chain	Stainless steel bottom chain	
PQ1873T-K325	82.5	4	2.1	400	POM	4500	3400	RD150
PQ1873T-K450	114.3	4	2.3					
PQ1873T-K600	152.4	5	2.6	457	POM	4500	3400	RD150
PQ1873T-K750	190.5	4	2.8					
PQ1873T-K 1000	254	4	3.1	610	POM	4500	3400	RD150
PQ1873T-K 1200	304.8	4	3.5					
PQ1873T-K 1600	406	5	4.2	610	POM	4500	3400	RD150

Scope of application: all kinds of food industry high-speed turning conveyance, suitable for long distance conveying. The bottom chain model is 12A-1.

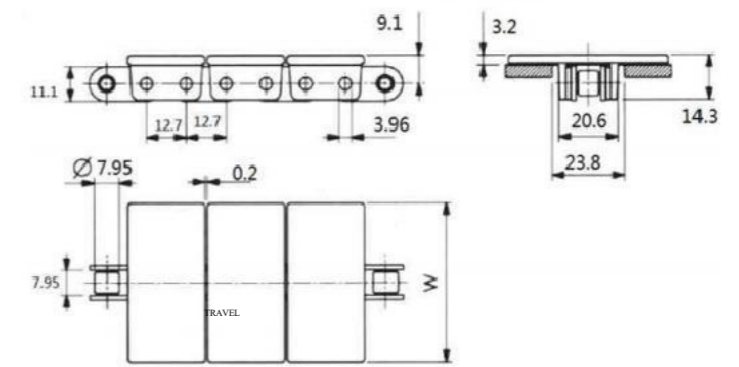
**PQ 841, steering chain**



Chain plate model	Chain plate width	Network chain weight (kg/m)	minimum turning radius R(mm)	pitch mm	Chain plate material	Working load/Newton (21°C)		Back bend radius RD(mm)
	W(mm)					Carbon steel bottom chain	Stainless steel base chain	
PQ841T-K433	110	0.77	600	25.4	POM	11200	8400	30

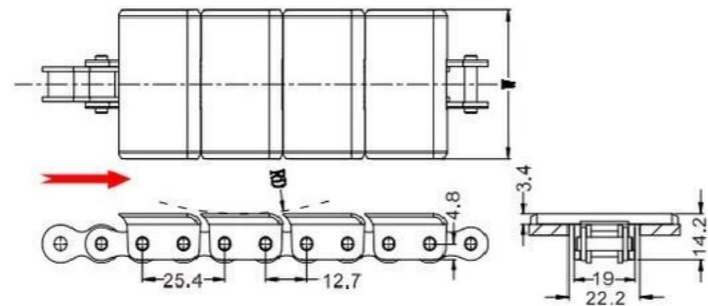
Note: High mechanical strength, compared to monomer chains, can transmit long distances and reduce stretching even under frequent starting conditions under load. Higher speed, higher load capacity, and easy replacement. Standard 4-piece carbon steel sprocket and O&B special chain.

**PQ 845 twin body straight through bidirectional chain**




Chain plate model	Chain plate width W	Network chain weight (kg/m)	Chain plate material	service load	Dial material	Anti-wear and anti-slip material
	millimetre			Newton (21°C)		
PQ845-K138	35	0.82	POM	Carbon steel bottom chain 3500 stainless steel bottom chain 2700	SUS	TPU/TPE
PQ845-K157	40	0.86				
PQ845-K200	50.8	0.89				
pitch (mm)	Base chain specifications	Back bending radius (minimum value) mm	Note: High mechanical strength, compared to the monomer chain, can be used to transmit long distances and reduce tension even under load conditions and frequent starts. Higher speed, higher load and easy replacement of plastic joints.			
25.4	08A	RD 160				

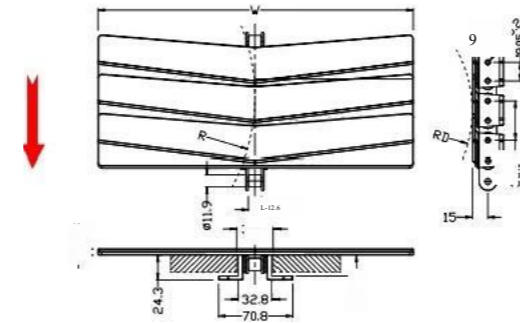
**PQ 843 Double body straight chain**



Chain plate model	Chain plate width W	Network chain weight (kg/m)	Chain plate material	service load	Dial material
	millimetre			Newton (21°C)	
PQ843-K137	35.0	0.83	POM	4500	SUS
PQ843-K200	50.8	0.86			
PQ843-K325	82.6	1.04			
pitch (mm)	Shaft diameter (mm)	Back bending radius (minimum value) mm	Note: High mechanical strength, compared to the monomer chain, can be used to transmit long distances and reduce stretching even under load conditions with frequent starts. Higher speed, higher load and easy replacement of plastic joints.		
25.4	4	RD 90			



**PQ 3873T, seamless steering chain**

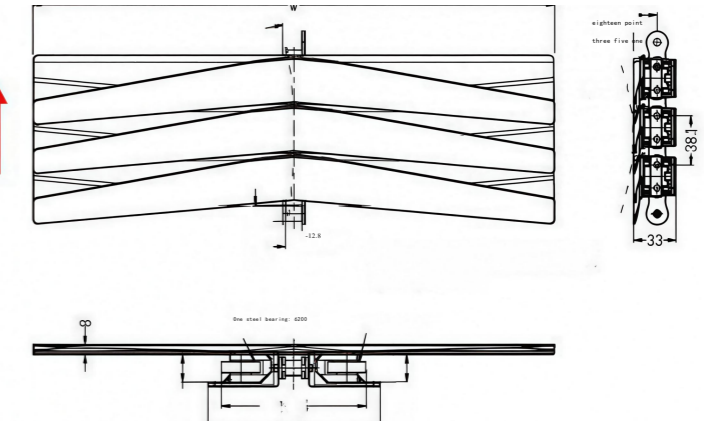


Chain plate model	Chain plate width W	Network chain weight (kg/m)	minimum turning radius (mm)	Chain plate material	service load (Newton (21°C))
	millimetre				
PQ3873T-K1000	254.0	3.1	8508	POM	Carbon steel 17000/ stainless steel 12000
PQ3873T-K1200	304.8	3.4	8610		
PQ3873T-K1600	406	6.1	8800		
pitch (mm)	Base chain specifications	Base chain material	Back bending radius (minimum value) mm	Even when turning the chain plate can form a continuous surface, best suited for moving plates. It can also be used in screw conveyors.	
38.1	12A-1	Carbon steel/stainless steel	RD 180		

**PQ 1873 TWX seamless small turning chain**



Anti-slip plate



Chain plate model	Chain plate width W (mm)	Network chain weight (kg/m)	minimum turning radius R (mm)	pitch (mm)	Chain plate material	Working load/Newton (21°C)		Back bend radius RD (mm)
	Carbon steel bottom chain					Stainless steel base chain		
PQ 1873 TWX-K1600	406	4.2	440	38.1	POM	17000	12000	185
PQ 1873 TWX-K1600 FH	406	4.5			POM+TPU			

Primarily used in screw elevating conveyors, this system features compact turning radii for narrow spaces and low friction resistance. It ensures smooth S-line operation within the same conveyor line while delivering extended service life. The top surface is equipped with TPU/PE soft rubber for slip-resistant wear resistance. The bottom chain model number is 12A-1.


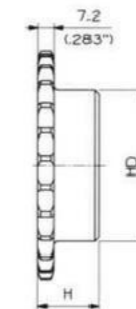
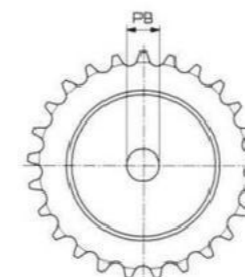
**PQ 1873 TG-K2400 seamless chain**



Chain plate model	Chain plate width W (mm)	Network chain weight (kg/m)	minimum turning radius R (mm)	pitch (mm)	Chain plate material	Working load/Newton (21°C)		Back bending radius RD (mm)
	Carbon steel bottom chain					Stainless steel base chain		
PQ 1873 TG-K2400	609.6	6.0	800	38.1	POM	17000	12000	185

Primarily used in screw elevating conveyors, these bearing blocks feature bidirectional bearings with ultra-low friction and extended service life. The bearing blocks can be installed on either the left or right side depending on the conveying direction, enabling left-hand or right-hand rotation as required. Please specify your preferred orientation during ordering. Standard configuration includes 12A-1 carbon steel sprocket wheels (6/8 chain).

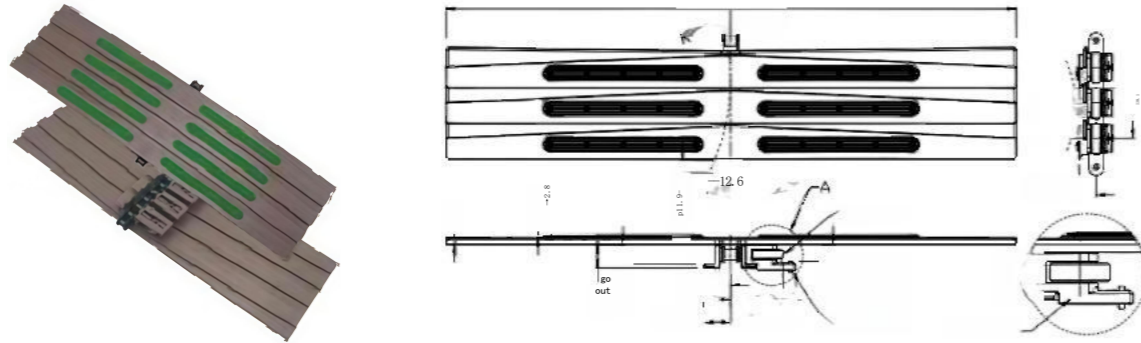
**Carbon steel sprocket (four parts)**



Actual teeth count	Effective teeth number	PB (mm)	D component (mm)	D top (mm)	H (mm)	HD (mm)
		Mao bad hole				
15	7.5	10	61.09	65.5	28	45
17	8.5	10	69.11	73.6	28	52
19	9.5	12	77.16	81.7	28	60
21	10.5□	12	85.22	89.7	28	68
23	11.5	12	93.27	98.2	28	70
25	12.5□	12	101.33	105.8	28	70
27	13.5	15	109.40	114.0	30	70

Custom machining PA plastic wheels.  
PB blank holes can be processed into required round holes and square holes according to requirements.

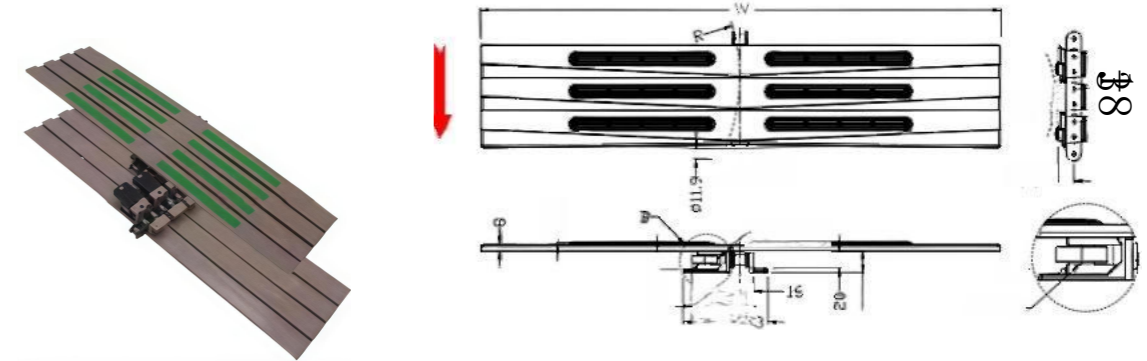
**PQ 1873TG-K2400 anti-slip seamless chain**



Chain plate model	Chain plate width		Network chain weight	minimum turning radius	pitch	Chain plate material	Working load/Newton (21°C)		Back bending radius
	W(mm)	(kg/m)					R(mm)	mm	
PQ1873TG-K2400 FH	609.6	6.0	800	38.1	POM	17000	12000	185	

Primarily used in screw elevating conveyors, this bearing block features bidirectional bearings with ultra-low friction and extended service life. The design allows installation on either the left or right side according to the conveying direction, enabling left-hand or right-hand rotation as required. Please specify the required orientation during ordering. The anti-slip surface is made of TPU material. The base chain model is 12A-1.

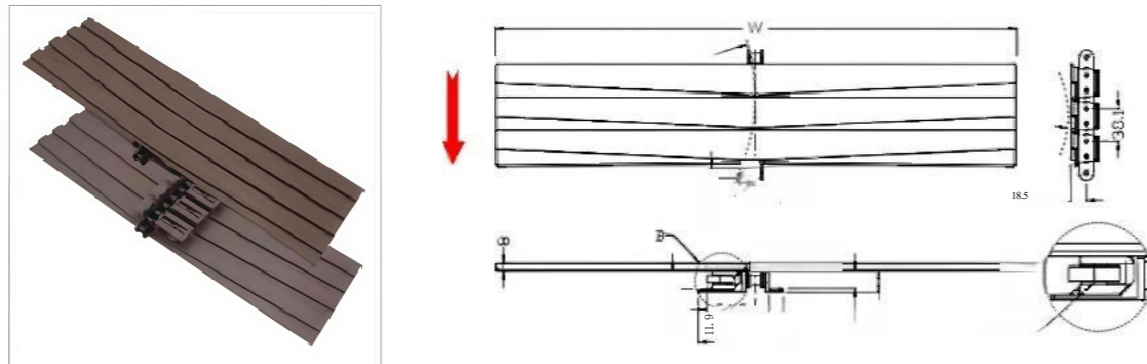
**PQ 1873TW anti-slip seamless chain**



Chain plate model	Chain plate width		Network chain weight	minimum turning radius	pitch	Chain plate material	Working load/Newton (21°C)		Back bending radius
	W(mm)	(kg/m)					R(mm)	mm	
PQ1873TW-K2 400FH	609.6	6.3	800	38.1	POM	17000	12000	185	
PQ1873TW-K 200AP	508	5.5	700	38.1	POM	17000	12000	185	

Primarily used in screw elevating conveyors, this integrated bearing features ultra-low friction and high strength. The bearing can be installed on either the left or right side depending on the conveying direction, enabling left-hand or right-hand rotation as required. Please specify the required direction during ordering. The anti-slip surface is made of TPU material, and the bottom chain model is 12A-1.

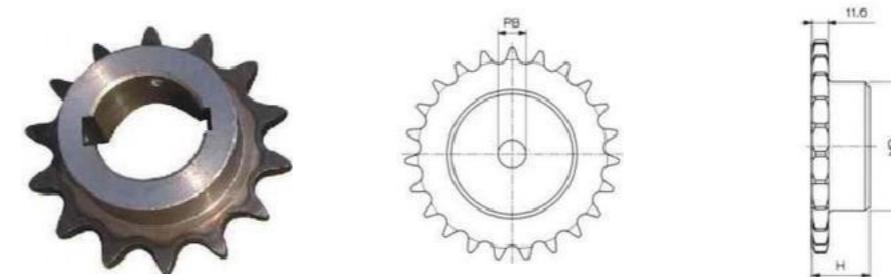
**PQ 1873TW no seam chain**



Chain plate model	Chain plate width		Network chain weight	minimum turning radius	pitch	Chain plate material	Working load/Newton (21°C)		Back bend radius
	W(mm)	(kg/m)					R(mm)	mm	
PQ1873TW-K2400	609.6	6.3	800	38.1	POM	17000	12000	185	
PQ1873TW-K 200AP	508	5.5	700	38.1	POM	17000	12000	185	

Primarily used in screw elevating conveyors, this integrated bearing features ultra-low friction and high strength. The bearing can be installed on either the left or right side depending on the conveying direction, enabling left-hand or right-hand rotation as required. Please specify your requirements during ordering. Standard configuration includes 12A-1 carbon steel sprocket wheels (6/8 chain ratio).

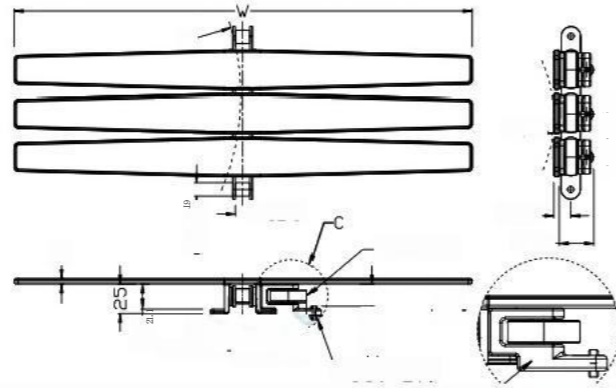
**Carbon steel chain wheel (6 parts)**



Actual teeth count	Effective teeth number	PB(mm)	D component	D top	H	HD
		Max bad hole	mm	mm	mm	mm
15	7.5	14	91.63	99.8	35	70
17	8.5	16	103.67	115.5	35	80
19	9.5	16	115.75	124.2	35	80
21	10.5	20	127.82	136.0	40	90
23	11.5	20	139.90	149.0	40	90
25	12.5	20	152.00	161.0	40	90
27	13.5	20	164.09	172.3	40	95

Custom machining PA plastic wheels.  
PB blank hole can be processed into required round hole and square hole according to requirements.

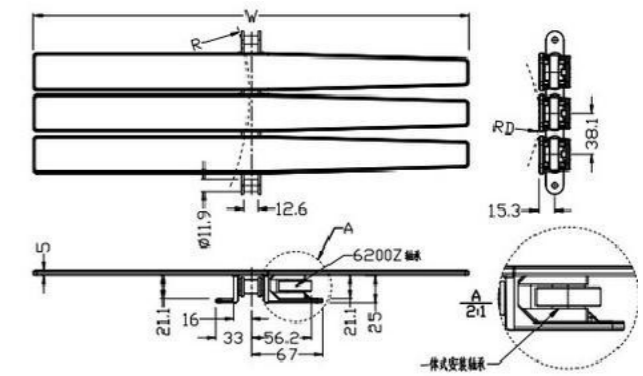
**PQ 1873 TG spiral machine chain**



Chain plate model	Chain plate width	Network chain weight	minimum turning radius	pitch	Chain plate material	Working load/Newton (21°C)		Back bending radius
	W(mm)	(kg/m)	R(mm)	mm		Carbon steel bottom chain	Stainless steel base chain	RD(mm)
PQ1873TG- K1200	304.8	3.8	610	38.1	POM	17000	12000	150
PQ1873TG- K1600	406.4	4.1	610					
PQ1873TG- K2000	508	4.5	700					

Mainly used in screw elevator conveyor, the bearing block is equipped with two-way bearings, which have the characteristics of ultra-low friction and long service life. This type of chain plate can be used in both left and right rotation. The bottom chain is standard with 12A-1 chain.

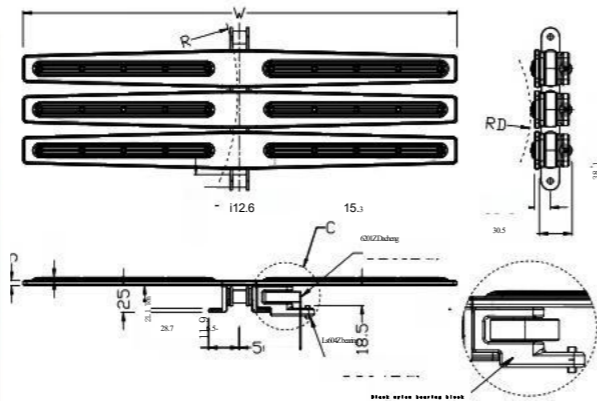
**PQ 1873 TD single side slit chain**



Chain plate model	Chain plate width	Network chain weight	minimum turning radius	pitch	Chain plate material	Working load/Newton (21°C)		Back bending radius
	W(mm)	(kg/m)	R(mm)	mm		Carbon steel bottom chain	Stainless steel base chain	RD(mm)
PQ1873TD- K1600	406.4	4.3	610	38.1	POM	17000	12000	150

Primarily used in screw elevating conveyors, this integrated bearing assembly delivers ultra-low friction and high-strength performance. The chain plate is compatible with both left and right rotations. The single-side narrow slot design ensures minimal clearance during turns. The base chain comes standard with 12A-1 chains.

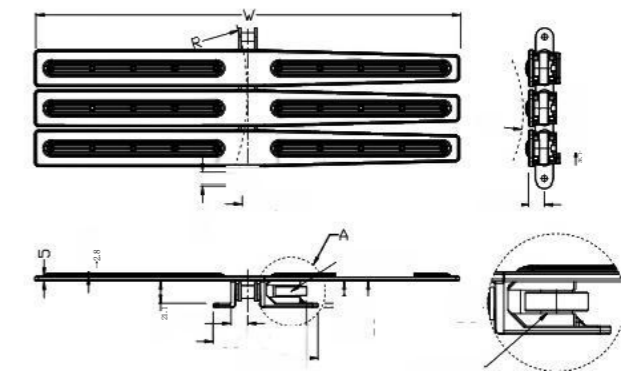
**PQ 1873 TG screw anti-slip chain**



Chain plate model	Chain plate width	Network chain weight	minimum turning radius	pitch	Chain plate material	Working load/Newton (21°C)		Back bend radius
	W(mm)	(kg/m)	R(mm)	mm		Carbon steel bottom chain	Stainless steel base chain	RD(mm)
PQ1873TG-K120 0 FH	304.8	3.8	610	38.1	POM	17000	12000	150
PQ1873TG-K160 0 FH	406.4	4.4	610					
PQ1873TG-K200 0 FH	508	4.8	700					

Primarily used in screw elevating conveyors, this bearing block features a bidirectional bearing with ultra-low friction and extended service life. The chain plate is compatible with both left and right rotation directions. The anti-slip rubber is made of TPU material, while the bottom chain model is 12A-1.

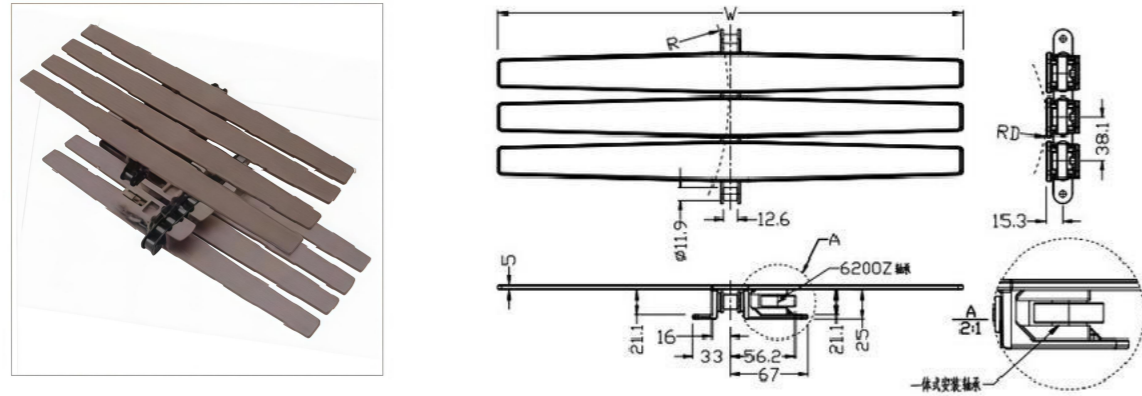
**PQ 1873 TD single side narrow slit anti-slip chain**



Chain plate model	Chain plate width	Network chain weight	minimum turning radius	pitch	Chain plate material	Working load/Newton (21°C)		Back bend radius
	W(mm)	(kg/m)	R(mm)	mm		Carbon steel bottom chain	Stainless steel base chain	RD(mm)
PQ1873TD-K160 0 FH	406.4	4.6	610	38.1	POM	17000	12000	150

Primarily used in screw elevating conveyors, this integrated bearing design delivers ultra-low friction and high-strength performance. The chain plate is compatible with both left and right rotations. The single-side narrow slot configuration ensures minimal clearance during turns. The TPU anti-slip rubber surface features a standard 12A-1 chain on the bottom link.

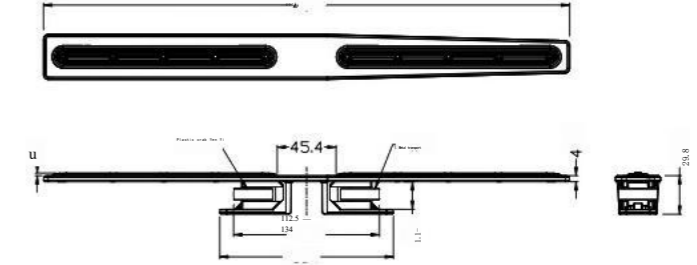
**PQ652A T spiral machine dedicated chain**



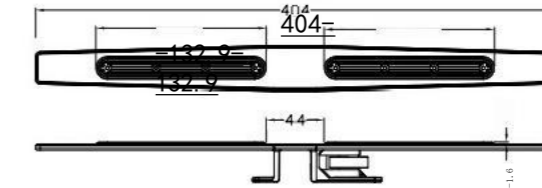
Chain plate model	Chain plate width	Network chain weight (kg/m)	minimum turning radius R(mm)	pitch mm	Chain plate material	Working load/Newton (21°C)		Back bending radius RD(mm)
	W(mm)					Carbon steel bottom chain	Stainless steel base chain	
PQ652AT-K1600	406.4	3.6	610	38.1	POM	17000	12000	185
PQ652AT-K2000	508	4.2	700					

Mainly used in screw conveyor, the integrated installation bearing has ultra-low friction and high strength characteristics. This type of chain plate can be used in both left and right rotation. The bottom chain is standard with 12A-1 chain.

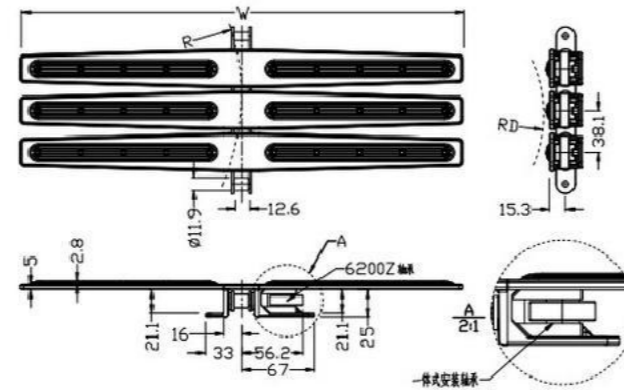
**PQ 1873 TS-K1600 spiral machine chain**



**PQ1873TW-K1600DF spiral machine chain**



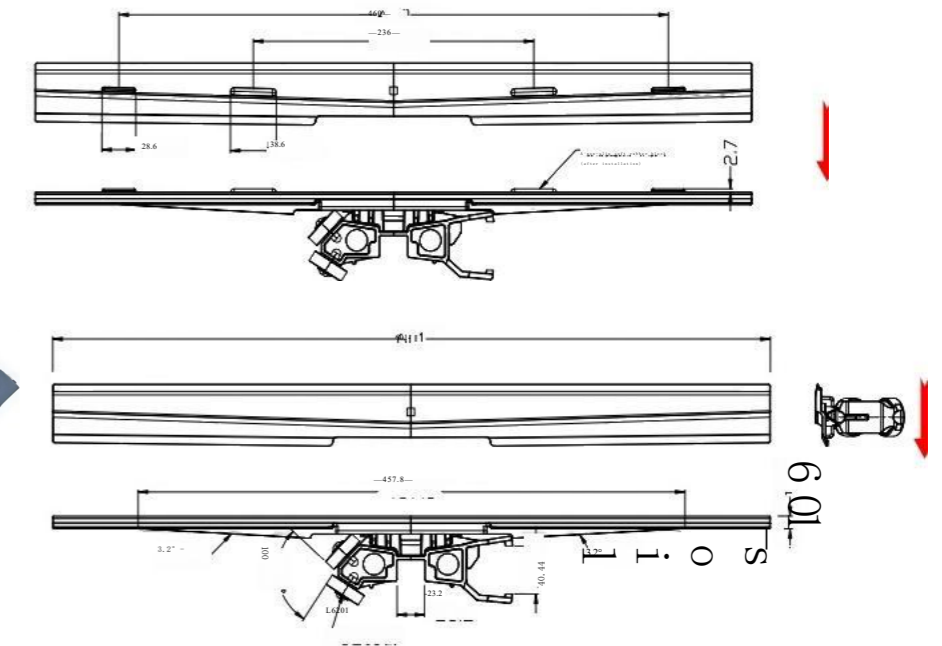
**PQ 652 TW spiral machine anti-slip chain**



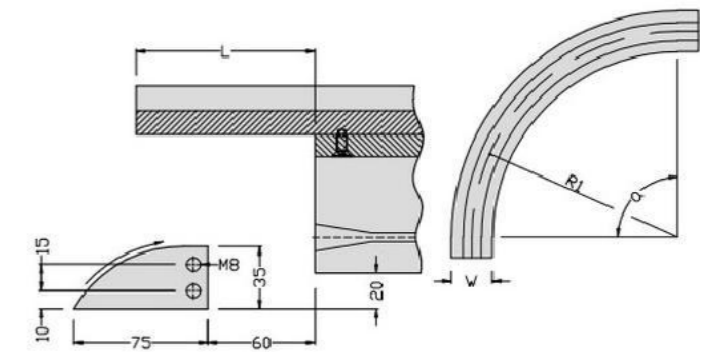
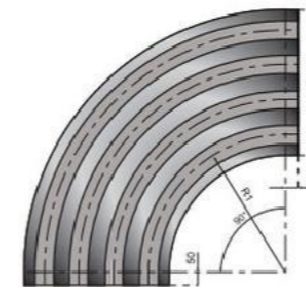
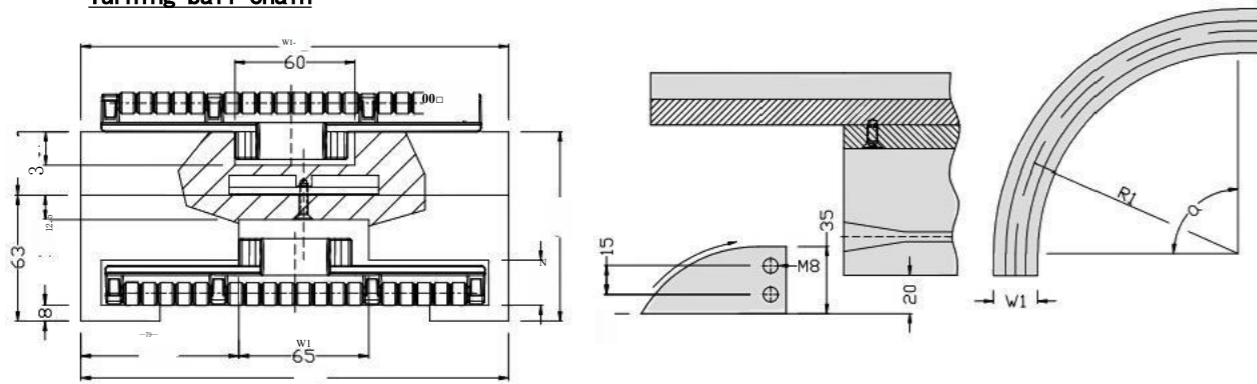
Chain plate model	Chain plate width	Network chain weight (kg/m)	minimum turning radius R(mm)	pitch mm	Chain plate material	Working load/Newton (21°C)		Back bend radius RD(mm)
	W(mm)					Carbon steel bottom chain	Stainless steel base chain	
PQ652AT-K 2 60 0 FH	406.4	3.9	610	38.1	POM	17000	12000	185
PQ652AT-K 4 00 0 FH	508	4.5	700					

Mainly used in screw elevator conveyor, integrated installation bearing, with ultra-low friction, high strength characteristics. This chain plate can be used in both left and right rotation.

**PQ1875R-K2400 chain for high speed screw machine**

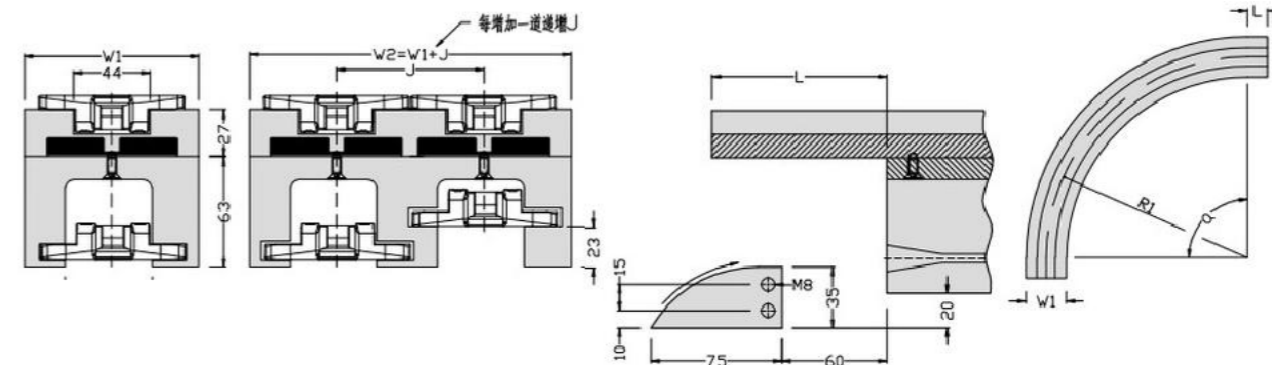
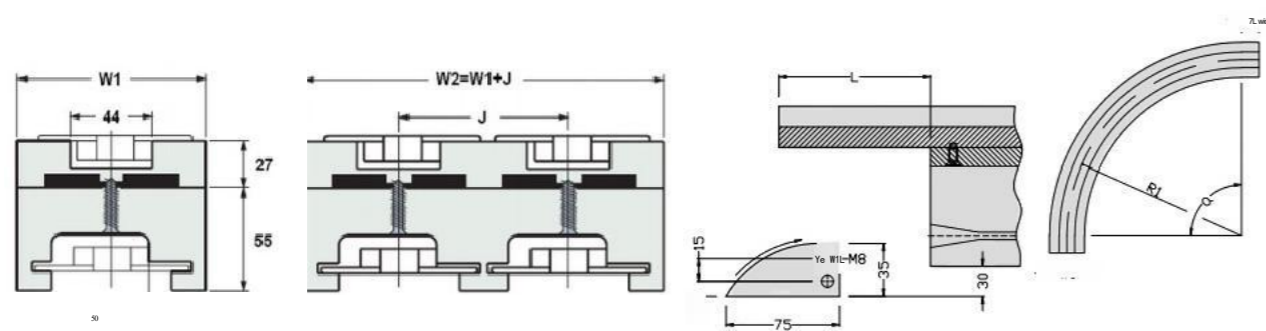


Turning ball chain

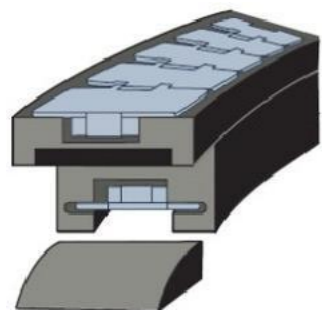


Chain plate type	Chain plate width (mm)	Radius R1 (mm)	Bend rail width W1 (mm)
PQ823-K750	190.5	860	214
PQ823-K1000	254.0	860	290
PQ823-K1200	304.8	860	340
Optional Angle (a): 15°、30°、45°、60°、75°、90°			

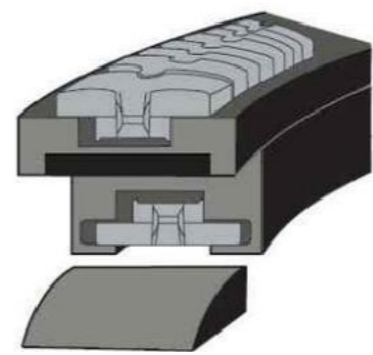
Chain plate type	Chain plate width (mm)	Radius R1 (mm)	Bend rail width W (mm)	J interval (mm)
PQ 826	82.6	500	100	90
PQ880T-K325	82.5	500	100	90
PQ880T-K450	114.3	610	125	120
PQ 888T-K325	82.5	500	100	90
PQ 888T-K450	114.3	610	125	120
PQ 888T-K750	190.5	610	200	195
PQ 1050T	83.8	500	100	90
PQ RT 114	114.3	610	125	120
PQ 783T	83.8	500	100	90




Chain plate type	Chain plate width (mm)	Radius R1 (mm)	Bend rail width W1 (mm)
PQ880M-K325	82.5	500	100
PQ880M-K325	83.8	500	100
Optional angles (a): 15°、30°、45°、60°、75°、90°			



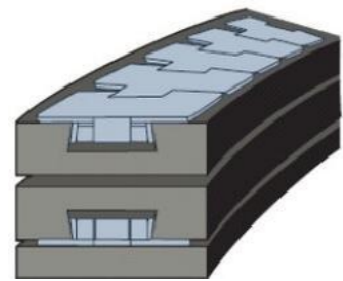
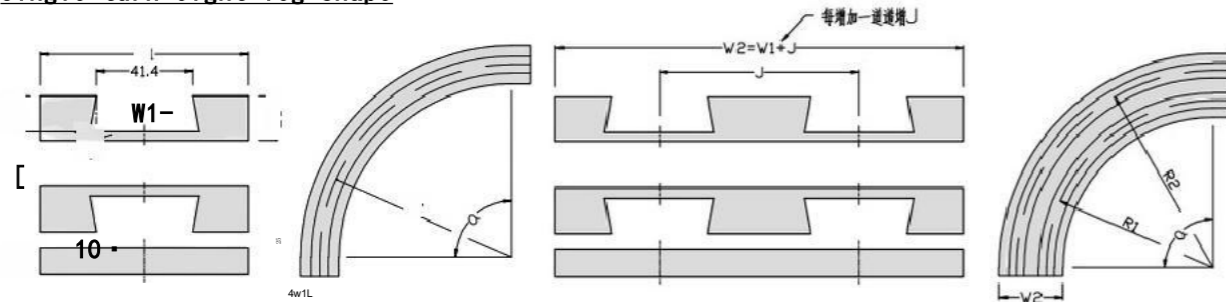
Chain plate type	Chain plate width (mm)	Radius R1 (mm)	Bend rail width W1 (mm)	J interval (mm)	L (mm)
1050	83.8	500	100	85	0
	83.8	500	100	85	100
1060	83.8	500	111	85	100
	83.8	500	111	85	100
2260	83.8	500	100	85	0
	83.8	500	100	85	100
	114.3	500	129	120	125
	114.3	610	129	120	125
PQ 783	83.8	500	100	85	100
PQ 782	83.8	500	100	85	100
Optional angle (a): 15°、30°、45°、60°、75°、90°					



# Flat bend wire chain



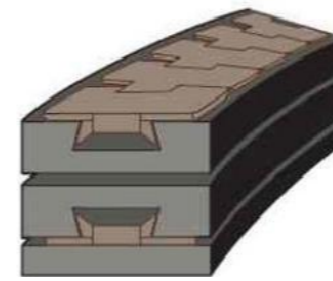
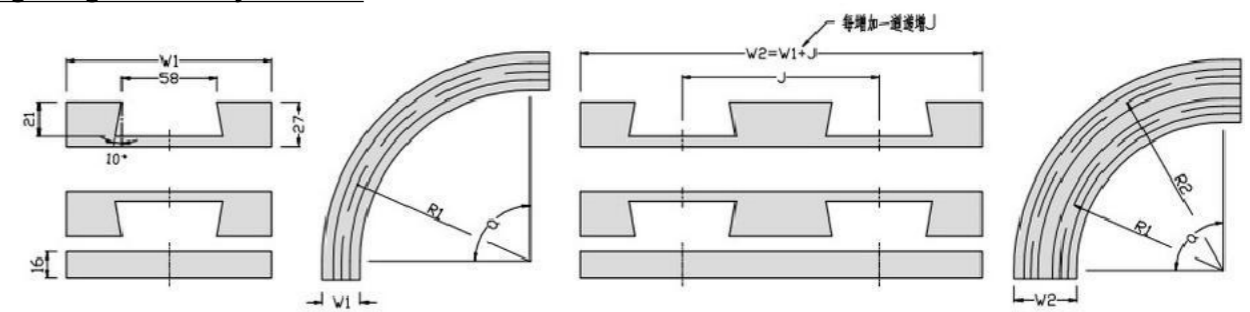
Single turn eight-leg shape



Chain plate type	Chain plate width (mm)	Radius R1 (mm)	Bend rail width (W1) (mm)	pitch J (mm)
PQ S881-K325	82.50	500	100	90
PQ S881-K450	114.3	610	125	120
PQ S881-K750	190.5	610	200	195

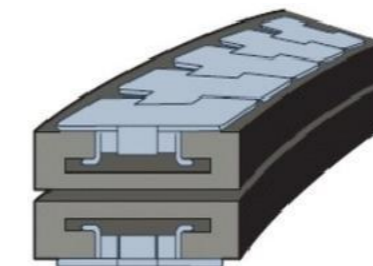
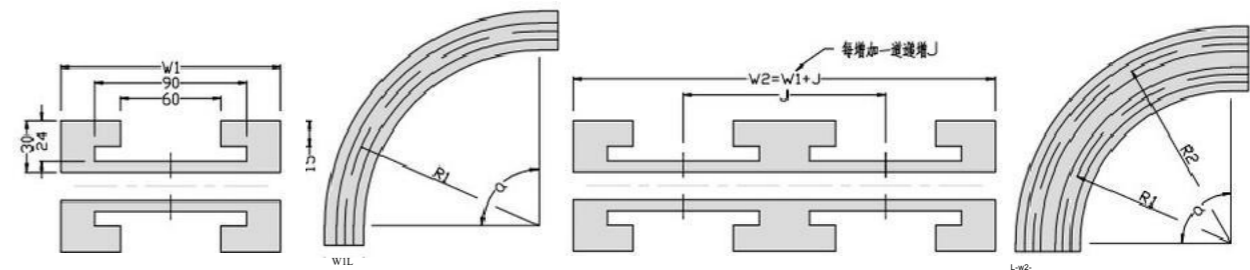


Optional angles (a): 15°, 30°, 45°, 60°, 75°, 90°

Big Eight heavy chain



Chain plate type	Chain plate width (mm)	Radius R1 (mm)	Bend rail width (W1) (mm)	J interval (mm)
PQ882-K450	114.3	610	125	120
PQ882-K750	190.5	610	200	195
PQ882-K1000	254.0	610	265	260
PQ882-K1200	304.8	610	310	310

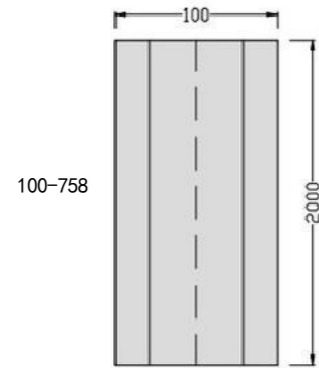
Optional angles (a): 15°, 30°, 45°, 60°, 75°, 90°



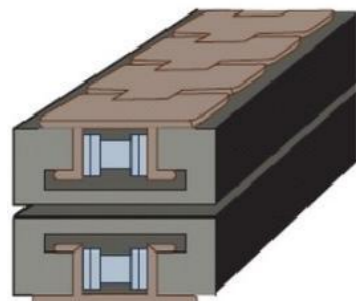
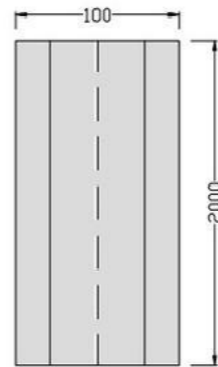
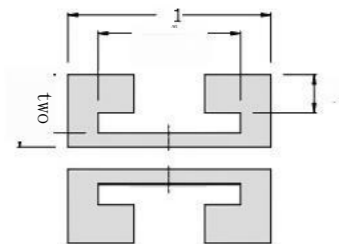
Chain plate type	Chain plate width (mm)	Radius R1 (mm)	Bend rail width (W1) (mm)	J interval (mm)
PQ 882 TAB-K325	82.50	500	100	90
PQ 882 TAB-K450	114.3	610	130	120
PQ 882 TAB-K750	190.5	610	210	195
PQ 882 TAB-K1000	254.0	610	270	260
PQ 882 TAB-K1200	304.8	610	320	310

Optional angles (a): 15°, 30°, 45°, 60°, 75°, 90°

**Straight track**

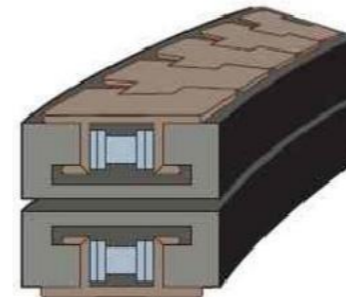
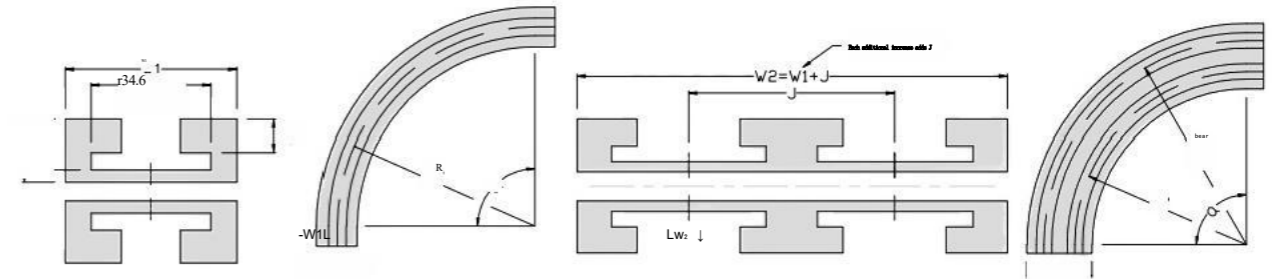


Chain plate type	Chain plate width
1701T	53mm
1702T	55mm
Optional angles (a): 15°, 30°, 45°, 60°, 75°, 90°	



Chain plate type	Chain plate width (mm)	Bend rail width (W1) (mm)	J interval (mm)
PQ1873T-K325	82.5	100	90
PQ1873T-K450	114.3	125	120
PQ1873T-K600	152.4	160	150
PQ1873T-K750	190.5	200	195
PQ1873T-K1000	254.0	260	260
PQ1873T-K1200	304.8	310	310
Optional angles (a): 15°, 30°, 45°, 60°, 75°, 90°			


**Seamless chain**



Chain plate type	Chain plate width (mm)	Radius R1 (mm)	Bend rail width (W1) (mm)	J interval (mm)
PQ1873T-K325	82.5	500	100	90
PQ1873T-K450	114.3	500	125	120
PQ1873T-K600	152.4	610	160	150
PQ1873T-K750	190.5	610	200	195
PQ1873T-K1000	254.0	610	260	260
PQ1873T-K1200	304.8	610	310	310
Optional angles (a): 15°, 30°, 45°, 60°, 75°, 90°				

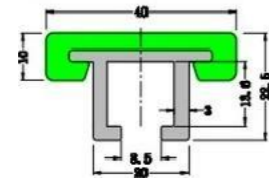
# Top width convex net chain

- 01 Pad rail
- 02 Guardrails
- 03 Handles, base feet
- 04 T-joint
- 05 assembly
- 06 Rail clamp
- 07 Connectors, foot inserts

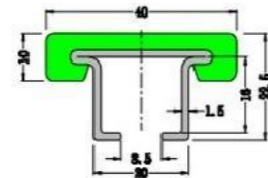


Parallel pad track

P Q0042-1

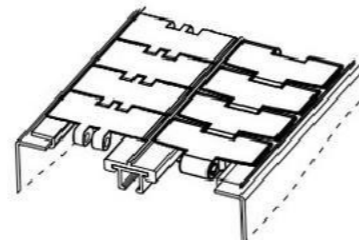
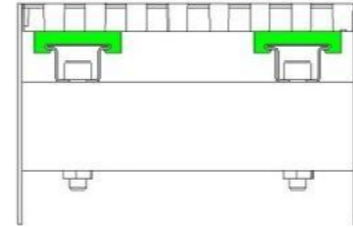


aluminium alloy extrusions

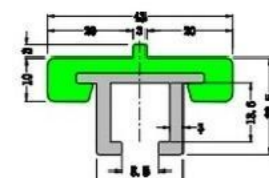


Stainless steel profiles

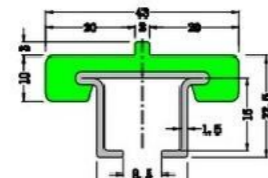
Guide rail material	specification	code	material quality	conduct oneself with density
aluminium alloy extrusions	3 meters per root	PJ0042-1A	Polyethylene	0.65 KG/M
Stainless steel profiles	3 meters per root	PJ0042-1S	Polyethylene	1.1 KG/M



P Q0042-2

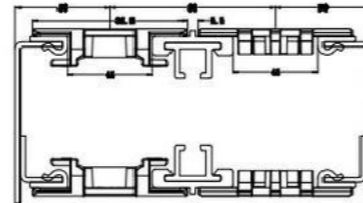


aluminium alloy extrusions

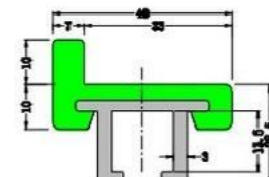


Stainless steel profiles

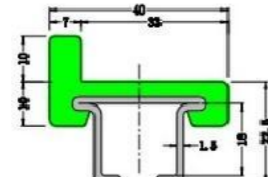
Guide rail material	specifications	code	material quality	conduct oneself with density
aluminium alloy extrusions	3 meters per root	PJ0042-2A	Polyethylene	0.65 KG/M
Stainless steel profiles	3 meters per root	PJ0042-2S	Polyethylene	1.1 KG/M



P Q0042-3

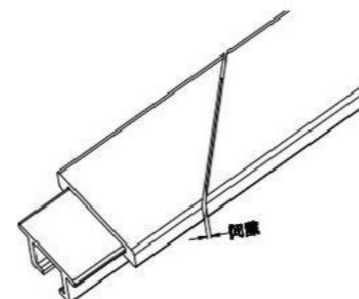


aluminium alloy extrusions



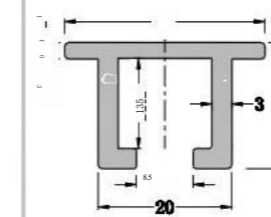
Stainless steel profiles

Guide rail material	specifications	code	material quality	conduct oneself with density
aluminium alloy extrusions	3 meters per root	PJ0042-3A	Polyethylene	0.65 KG/M
Stainless steel profiles	3 meters per root	PJ0042-3S	Polyethylene	1.1 KG/M



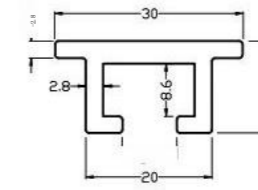
In order to ensure the smooth movement of the track, the joint should be connected with a 45 degree out, and the gap must be certain as the temperature increases.

P Q0042-A

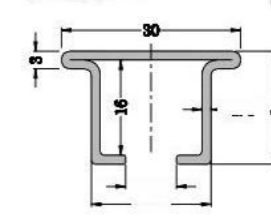


( aluminium alloy extrusions )

P Q0042-B

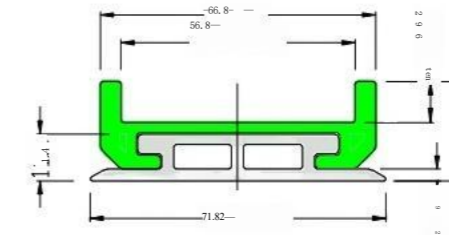


P Q0042-S



Pile-suitable for keel chain

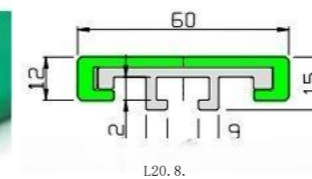
P Q0042-5



name	code	material quality	Self-weight (kg/m)
1700 spacer rails	PJ0042-5	Polyethylene/aluminum rail	1.43

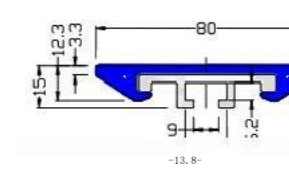
Big C guardrail

P Q0044-1



L20. 8.

P Q0044-2

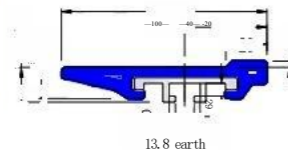


-13. 8-

Guide rail material	specifications	code	material quality	conduct oneself with density
aluminium alloy extrusions	3 meters per root	PJ0044-1	Polyethylene	0.96KG/M
aluminium alloy extrusions	3 meters per root	PJ0044-2	Polyethylene	1KG/M

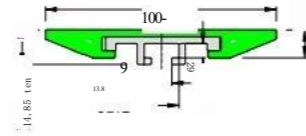


P Q0044-3



13.8 earth

P Q0044-4



Guide rail material	specifications	code	material quality	conduct oneself with dignity
aluminium alloy extrusions	3 meters per root	PJ0044-3	Polyethylene	0.95KG/M
aluminium alloy extrusions	3 meters per root	PJ0044-4	Polyethylene	0.93KG/M

Large C guardrail connection block

P Q0044-L

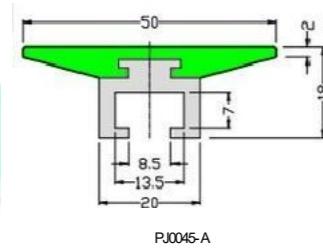


name	code	material quality	Weight (g)
continuous block	PJ0044-L	galvanized carbon steel	31

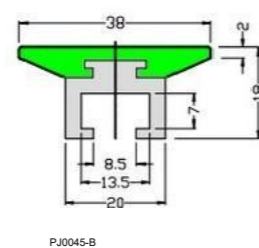


Small aluminum rail guardrail

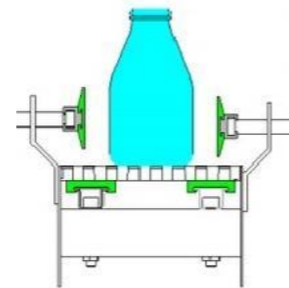
PJ0045



PJ0045-A

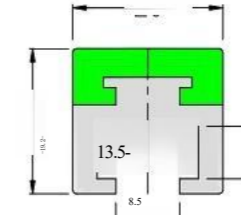


PJ0045-B



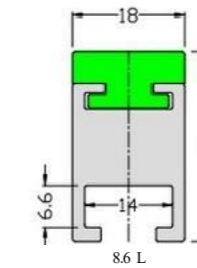
Guide rail material	specifications	code	material quality	conduct oneself with dignity
aluminium alloy extrusions	3 meters per root	PJ0045	Polyethylene	0.65KG/M

P Q0045-1



name	name	code	material quality	Weight (g/m)
Small aluminum rail guardrail	3 meters per root	PJ0045-1	Polymer PE/aluminum rail	500

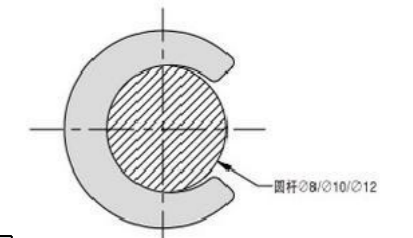
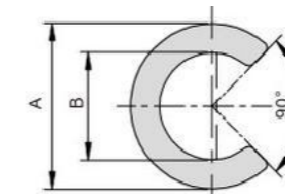
P Q0045-2



name	name	code	material quality	Weight (g/m)
Small aluminum rail guardrail	3 meters per root	PJ0045-2	Polymer PE/aluminum rail	490

Small C guardrail

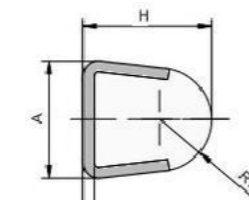
P Q 0047



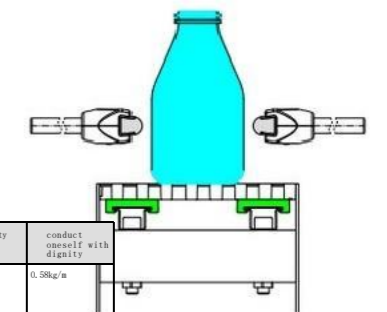
name	head rods are applicable	code	A(mm)	B(mm)	material quality	specifications	conduct oneself with dignity
Small C guardrail	φ8	PJ0047-8	10		Polyethylene	5m per roll	0.08KG/M
Small C guardrail	φ10	PJ0047-10	11	9	Polyethylene	5m per roll	0.07KG/M
Small C guardrail	φ12	PJ0047-12	12	11	Polyethylene	5m per roll	0.08KG/M

Round hat guard

P Q 0048

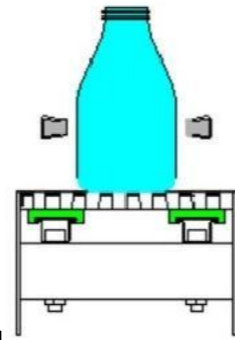
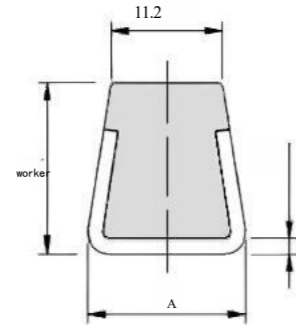


Outer frame material	specifications	code	S(mm)	H(mm)	L(mm)	minimum bending radius	material quality	conduct oneself with dignity
aluminium alloy extrusions	3 meters per root	PJ0048-1	1.5	17.5	16	El45mm	Polyethylene	0.58kg/m
	3 meters per root	PJ0048-2	2	18	17		Polyethylene	0.73kg/m



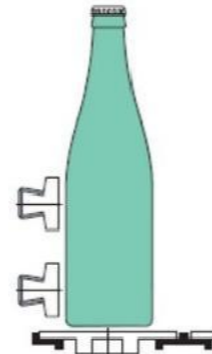
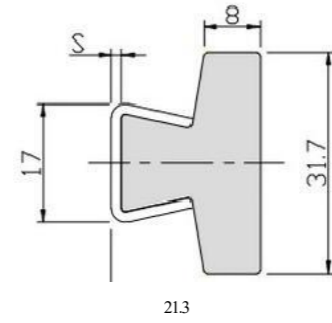
**Flat top guardrail**

PJ0049-2



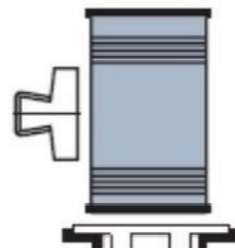
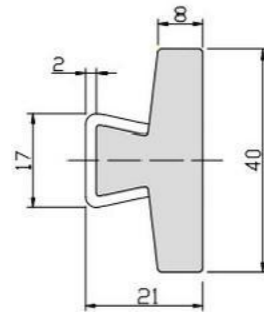
Outer frame material	specification	code	S (mm)	Q1 (mm)	minimum bending radius	material quality	conduct oneself with dignity
stainless steel	3 meters per foot	PJ0049-1.5	1.5		R160	Polyethylene	0.54 kg/m
stainless steel	3 meters per foot	PJ0049-2.0				Polyethylene	0.70 kg/m

PJ0050



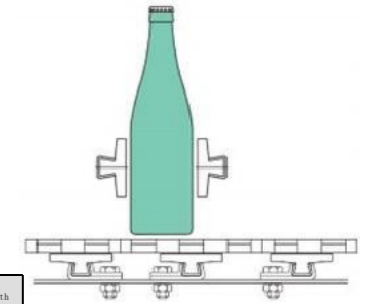
Outer frame material	specification	code	S (mm)	minimum bending radius	material quality	conduct oneself with dignity
stainless steel	3 meters per foot	PJ 0050	2	R160 mm	Polyethylene	0.70 kg/m

PJ0051



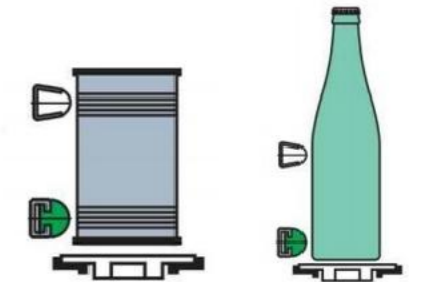
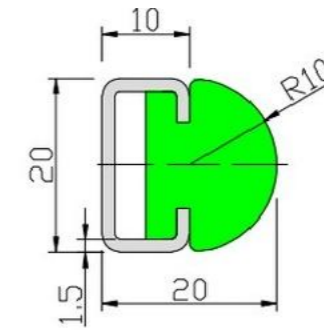
Outer frame material	specifications	code	minimum bending radius	material quality	conduct oneself with dignity
stainless steel	3 meters per foot	PJ0051	R160mm	Polyethylene	1.0kg/m

PJ0052



Outer frame material	specification	code	minimum bending radius	material quality	conduct oneself with dignity
stainless steel	3 meters per foot	PJ0052	R180m	Polyethylene	1.1kg/m

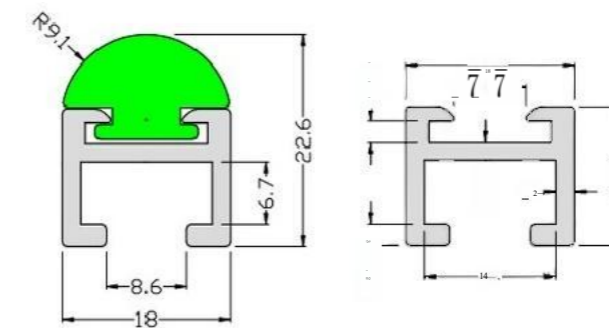
PJ0054



Outer frame material	specification	code	minimum bending radius	material quality	conduct oneself with dignity
stainless steel	3 meters per foot	PJ 0054	R160	Polyethylene	0.67 kg/m

**Aluminum semi-circular guardrail**

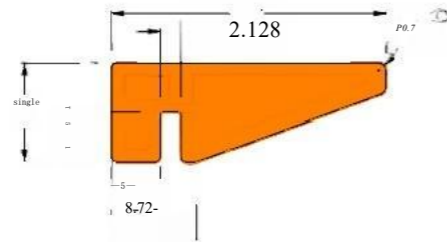
PJ0057



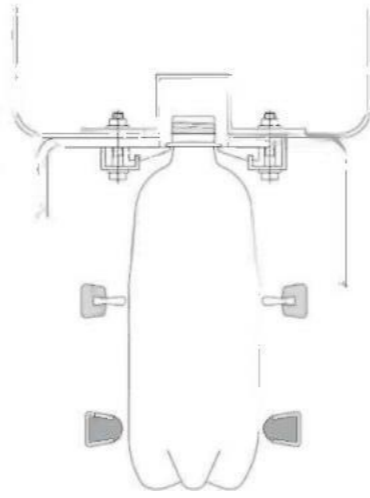
name	code	material quality	Weight (g/m)
Half round guardrail	PJ 0057	Polyethylene/ aluminum rail	570

**Bottleneck support bar (hanging bottle bar)**

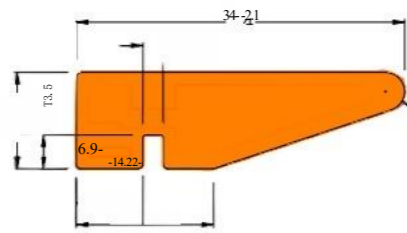
P Q 0060



pigment	specificat ions	code	minimum bending radius	material quality	conduct model with digits
brownish red	3 meters per roll	PJ 0060	R750 mm	Polyethylene	0.20 kg/m

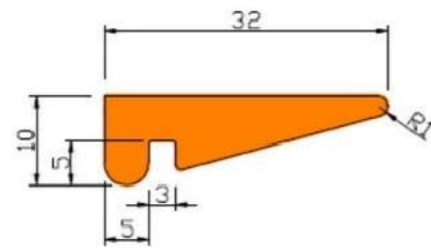



P Q 0061

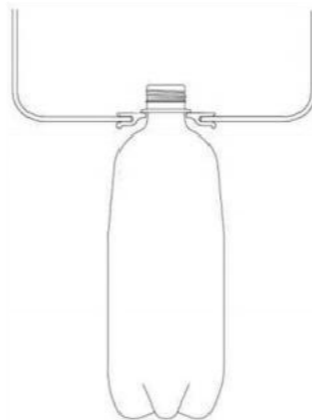


pigment	specificat ions	code	minimum bending radius	material quality	conduct model with digits
brownish red	3 meters per roll	PJ 0061	R750 mm	Polyethylene	0.26 kg/m

P Q 0062

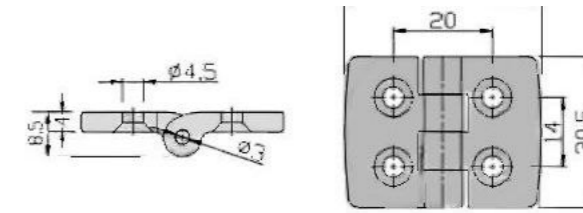


pigment	specificat ions	code	minimum bending radius	material quality	conduct model with digits
brownish red	3 meters per roll	PJ 0062	R750 mm	Polyethylene	0.18 kg/m



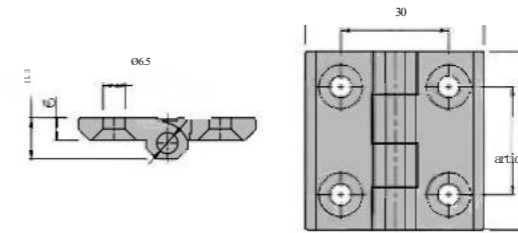
**Hinge chain**

P Q 007 2



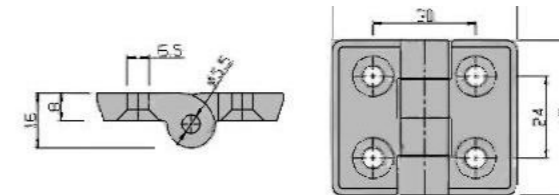
Use a screwdriver	code	Main material	Shaft specification (mm)	Die material	Weight (g)
W1	PJ 0072	Black nylon	d30	austenitic stainless steel	10

P Q 0073



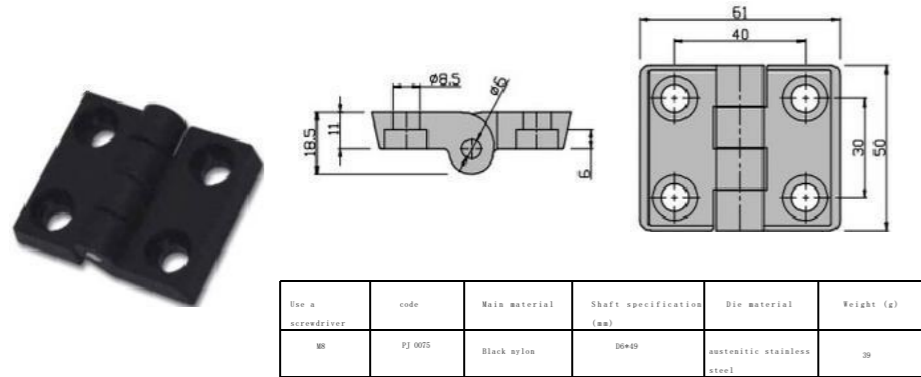
Use a screwdriver	code	Main material	Shaft specification (mm)	Die material	Weight (g)
W1	PJ 0073	Black nylon	D647	austenitic stainless steel	25

PJ 007 4

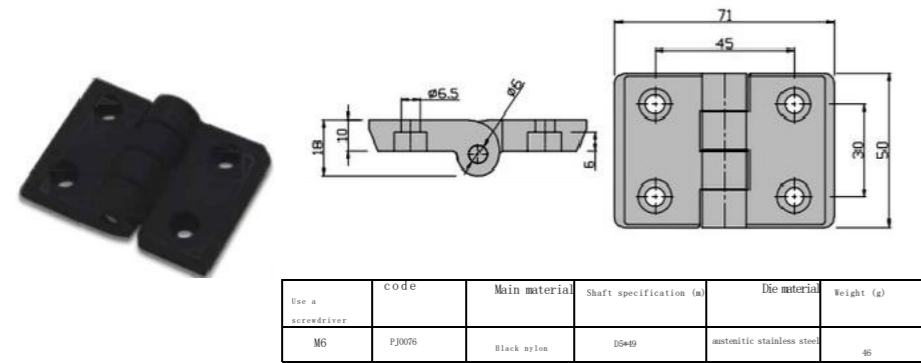


Use a screwdriver	code	Main material	Shaft specification (mm)	Die material	Weight (g)
W1	PJ 0074	Black nylon	Ø5.544	austenitic stainless steel	10

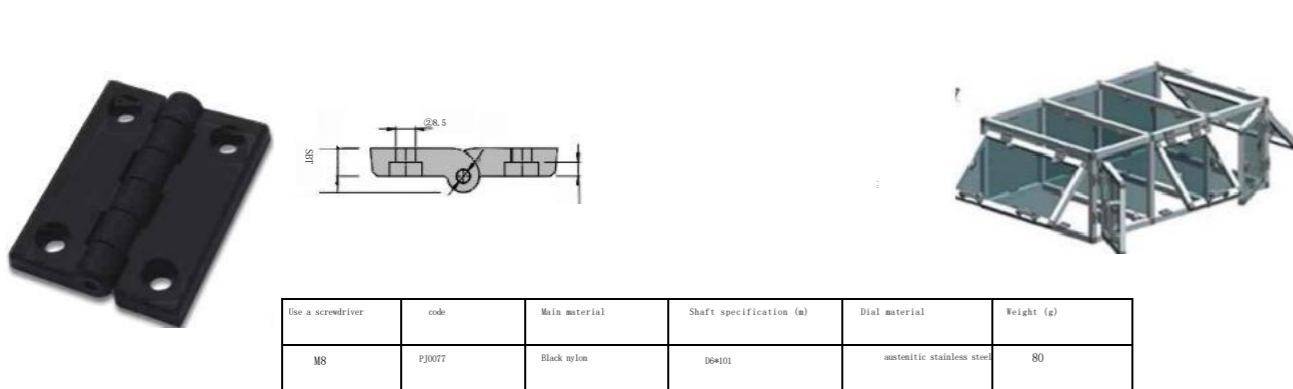
**P Q0075-2**



**P Q 0076**

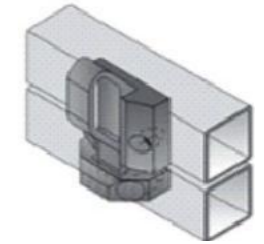
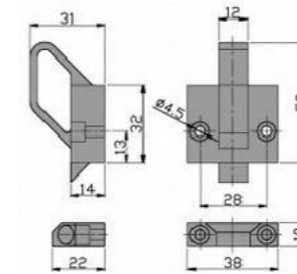


**P Q 0077**



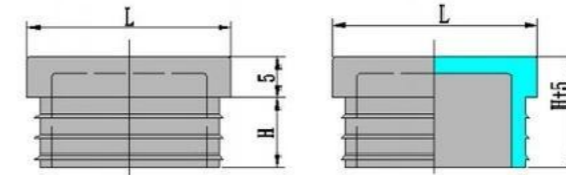
**gate lock**

**P Q 0079**



**Plug the square pipe**

**P Q 0080**

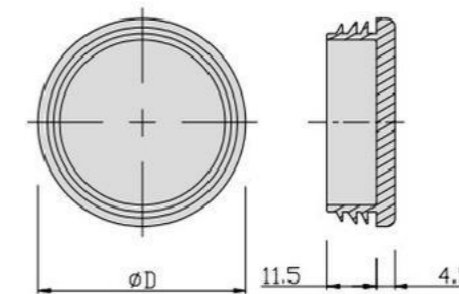


code	Tube diameter LXL (mm)	Tube wall thickness	H	Weight (g)
PJ0080-1	25*25	1.0-1.5	13.5	3.5
PJ0080-2	30*30	1.0-1.5	14	5.9
PJ0080-3	38*38	1.0-1.5	14.5	7.5
PJ0080-4	40*40	1.0-1.5	14.5	7.6
PJ0080-5	50*50	1.0-2.0	15.5	11.7



**Cork stopper**

**P Q 0081**

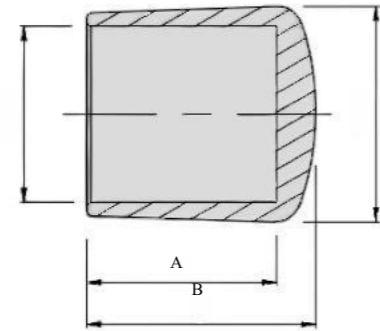


**Material: Black PE**

code	D diameter (mm)	Tube wall thickness	Weight (g)
PJ0081-1	12	1.0-1.5	1
PJ0081-2	25	1.0-1.5	3.2
PJ0081-3	38	1.0-1.5	6.0
PJ0081-4	48	1.0-1.5	6.5
PJ0081-5	50	1.0-2.0	10

**PVC round casing**

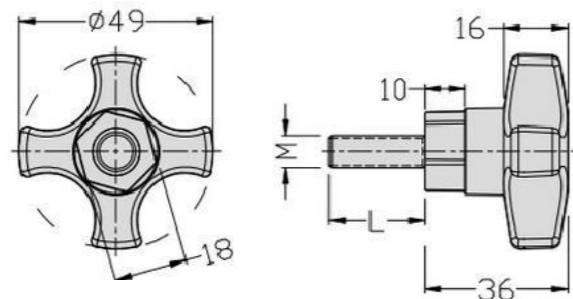
P Q 0082



code	Tube diameter d (mm)	D (mm) outer diameter	A (mm)	B (mm)	Weight (g)
P Q0082-	12	16	15	18.8	1
P Q0082-	14	18	16.5	21	3.2
P Q0082-	16	20	22	26	6.0
P Q0082-	20	24.5	21.5	25.5	6.5

**External tooth rotation tightening head**

P Q 0083

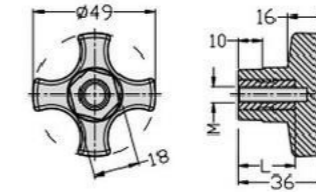


Material: black nylon + austenitic stainless steel

code	M	L(mm)	Weight (g)	remarks
P Q0083-M6	M6	20	42	Screw length L is ok (adjusted according to requirements)
P Q0083-M8	M8	30	45	
P Q0083-M10	M10	20	45	

**Internal tooth rotation head**

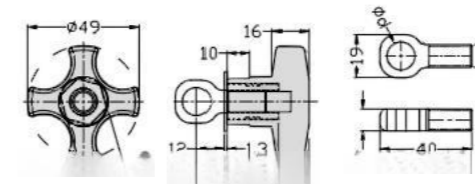
P Q 0084



code	M	L (mm)	Weight (g)	remarks
P Q0084-M6	4	20	30	
P Q0084-M8	M8	25	28	
PQ0084-M10	M10	20	26	

**Internal tooth tightening head + lifting ring assembly**

P Q 0084A

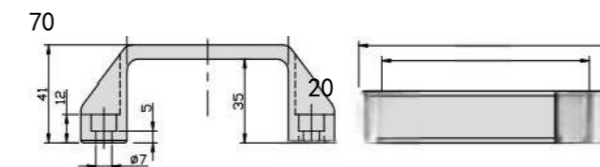


Black nylon + brass threaded sleeve + stainless steel hanger

code	M	L(mm)	D (mm)	Weight (g)	remarks
P Q0084A-M6	M6	20	012.2/014.2	55	Customs duties
P Q0084A-M8	M8	25	012.2/014.2	53	
P Q0084A-M10	M10	20	012.2/014.2	51	Common items

**No teeth, no hands, no little hands**

P Q 0085

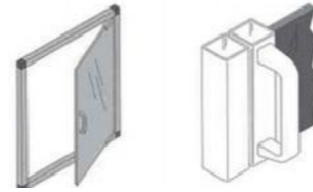
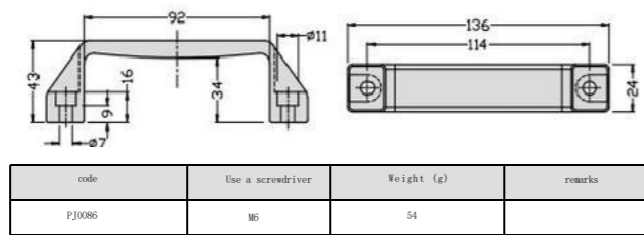


code	Use a screwdriver	Screw length (mm)	remarks
P Q0085	M6	30	

Material: Black nylon

**No teeth in the hand**

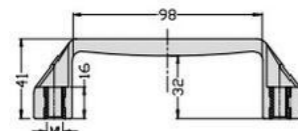
P Q 0086



Material:  
Black nylon

**Have a tooth and hold a hand**

P Q 0087

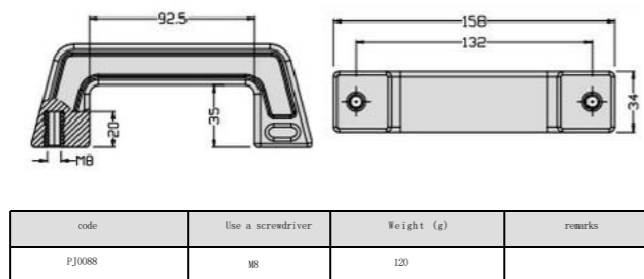


code	Use a screwdriver	Weight (g)	remarks
PJ0087-M6	M6	55	
PJ0087-M8	M8	53	
PJ0087-M10	M10	51	

Material: black nylon  
+ brass threaded  
sleeve

**Have a big tooth**

P Q 0088



Material: black nylon +  
brass threaded sleeve

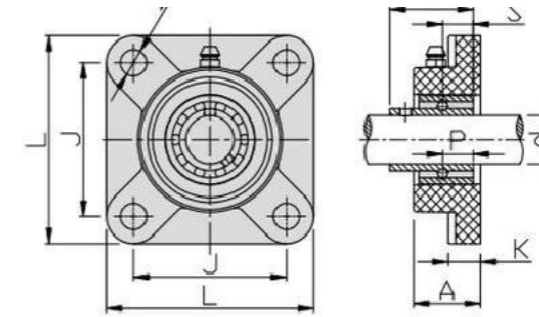
**Plastic square bearing seat**

P Q 0 100



材质: PBT

Color:  
black/white/gr  
een



code	d	L	J	K	A	D	B	S	P	Weight in grams
PJ0100-204	20	86	63.5	13.4	27.8	11	31	12.7	16.3	120
PJ0100-205	25	95	70	14.3	28.5	11	34	14.3	17	170
PJ0100-206	30	107	83	14.3	31.5	11	38.1	15.9	19	220
PJ0100-207	35	118	92	15.5	34.5	13	42.9	17.5	21.5	320
PJ0100-208	40	130	102	17	36.5	14	48.2	19	23	380

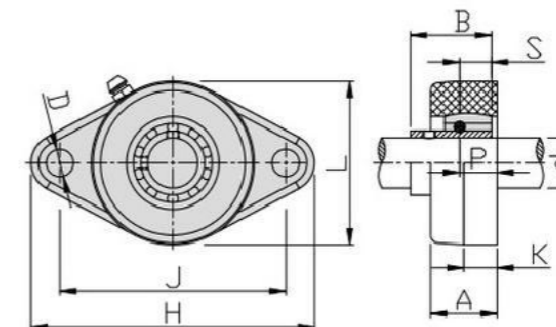
**Plastic diamond bearing seat**

P Q 0101



material quality :  
PBT

Color:  
black/white/green



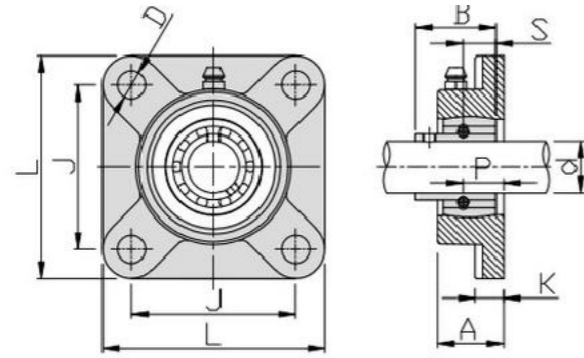
code	d	H	J	L		A	D	B	S	P	Weight in grams
PJ0101-204	20	113	90	65		13.4	26.5	11	31	12.7	15
PJ0101-205	25	131	99	70		14.3	28	11	34	14.3	16.5
PJ0101-206	30	147	117	80		14.3	30.5	11	38.1	15.9	18
PJ0101-207	35	164	130	90		15.5	32	13	42.9	17.5	19
PJ0101-208	40	178	144	100		17	35	14	48.2	19	21.5

**Notch steel square shaft bearing seat**

P Q 0102



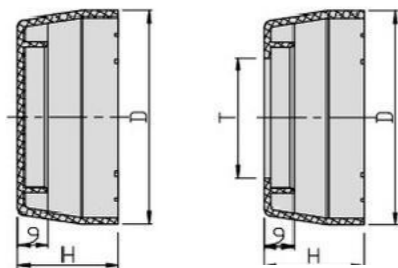
材质：奥氏体不锈钢/  
铸铁/ 锌铝合金



code	d	L	J	K	A	D	B	S	P	Weight in grams
P Q0102-204	20	86	64	11	25.5	12	31	12.7	15	630
P Q0102-205	25	95	70	12	27	12	34	14.3	16	800
P Q0102-206	30	108	83	13	31	12	38.1	15.9	18	1100
P Q0102-207	35	117	92	15	34	14	42.9	17.5	19	1600
P Q0102-208	40	130	102	15	36	16	49.2	19	21	2000

**Shaft bearing**

PQ 0104



material quality :  
PBT

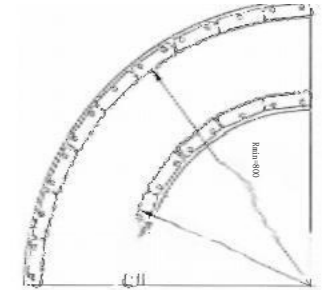
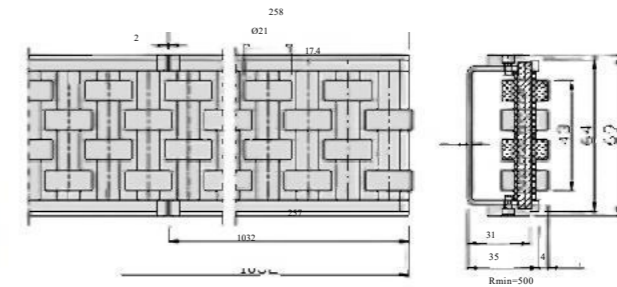
Color:  
black/white/gr  
een

code	D	H	T	Weight in grams
P Q0104-204	25	23	26	250
P Q0104-205	35	25	30	420
P Q0104-206	44	30	36	5500
P Q0104-207	54.5	32	40	680
P Q0104-208	64	37	46	840

code	D	H	T	Weight in grams
P Q0104-204	30	23	26	250
P Q0104-205	35	25	30	420
P Q0104-206	44	30	36	5500
P Q0104-207	54.5	32	40	680
P Q0104-208	64	37	46	840

**Double row rolling pearl guardrail**

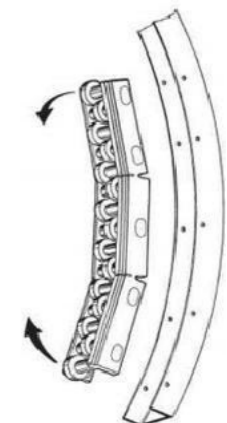
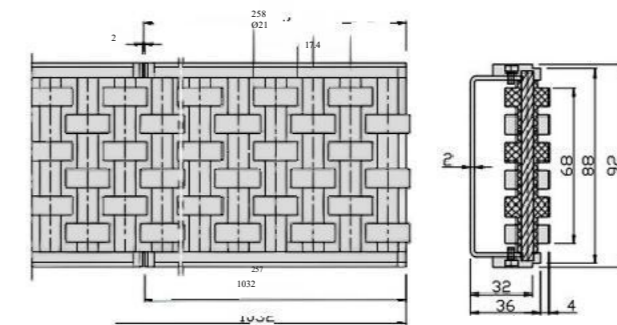
PQ 0 2 0 2



name	specifications	code ID	Weight per kg root	Rolling ball material	Clothing material	metalwork
Double row ball guardrail	1.032 meters per row	PQ0202	3.34	PM white	Nylon black	automotive stainless steel

**Third row roller guardrail**

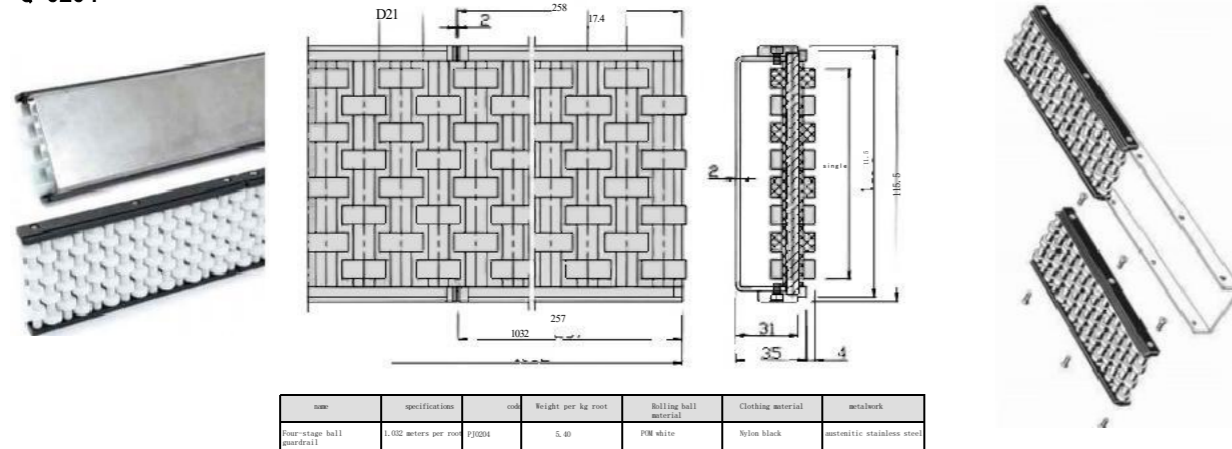
P Q 0203



name	specifications	code ID	Weight per kg root	Rolling ball material	Clothing material	metalwork
Three rows of ball guardrail	1.032 meters per row	PQ0203	3.55	PM white	Nylon black	automotive stainless steel

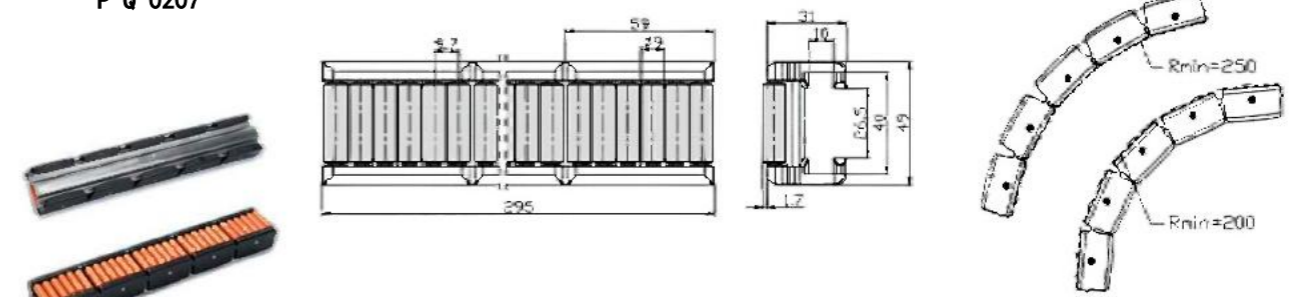
**Fourth row roller guardrail**

P Q 0204



name	specification	code	Weight per kg root	Rolling ball material	Clothing material	metalwork
Four-stage ball guardrail	1,032 meters per row	PQ0204	5.40	PM white	Nylon black	automatic stainless steel

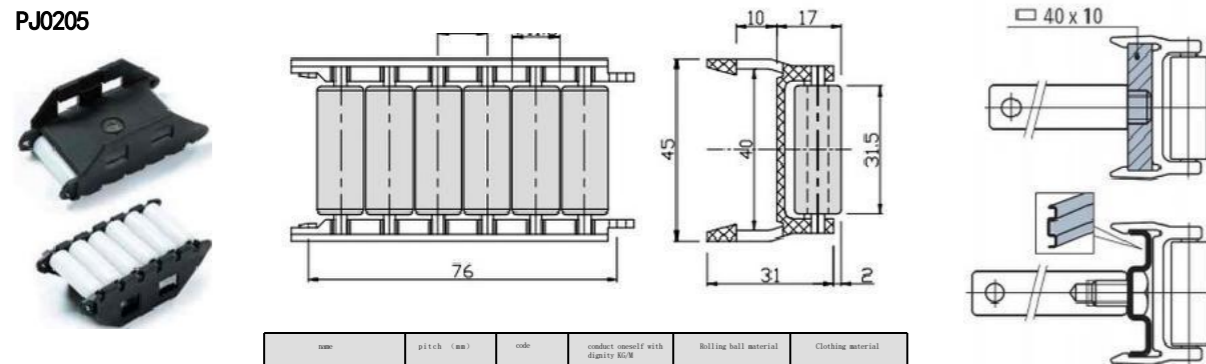
P Q 0207



name	code	Weight (g per stick)	Rolling ball material	Supporting pin material	Clothing material
Turn single row ball guardrail	PJ 0207	303	PM brown	automatic stainless steel	Nylon black

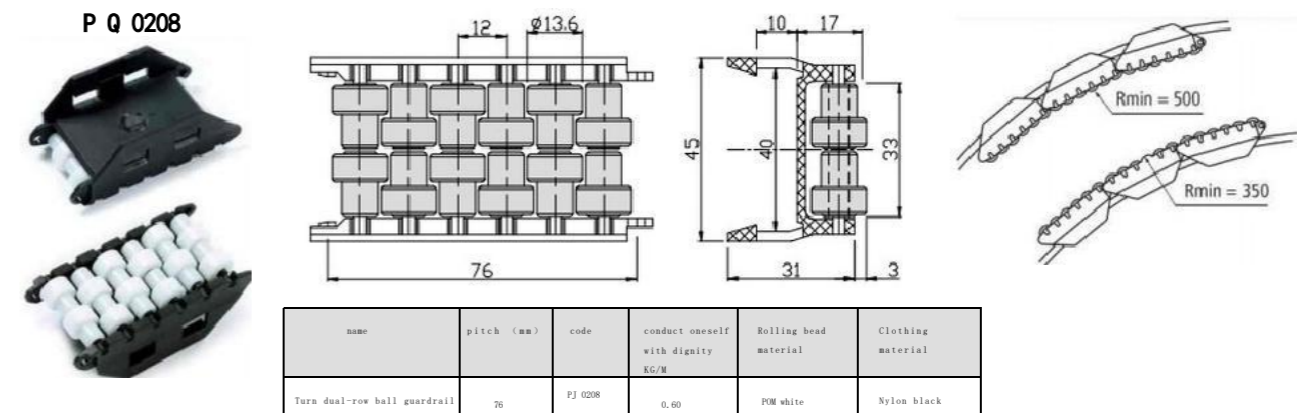
**Turning curved single row rolling bead guardrail**

PJ0205



name	pitch (mm)	code	conduct oneself with dignity KG/M	rolling ball material	Clothing material
Turn single row ball guardrail	76	PJ0205	0.63	PM white	Nylon black

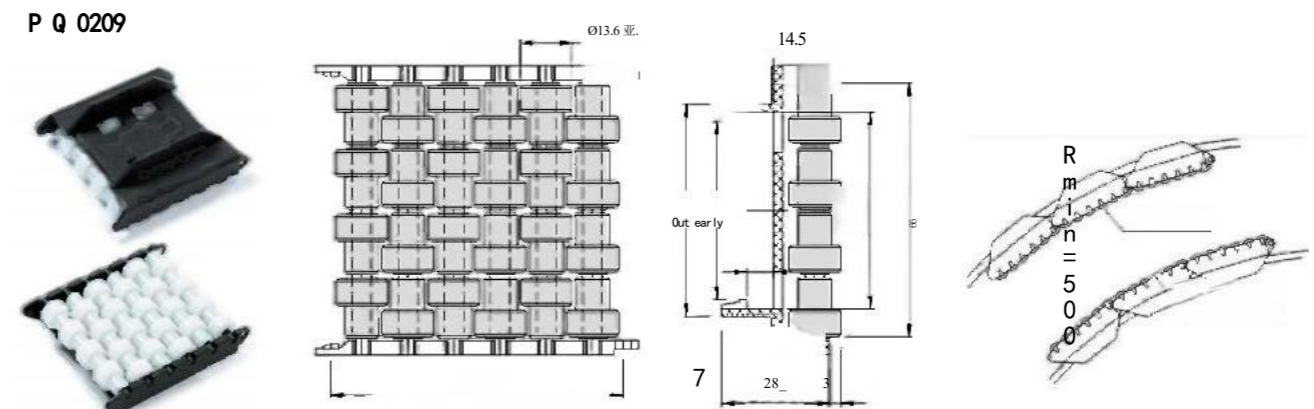
P Q 0208



name	pitch (mm)	code	conduct oneself with dignity KG/M	Rolling bead material	Clothing material
Turn dual-row ball guardrail	76	PJ 0208	0.60	PM white	Nylon black

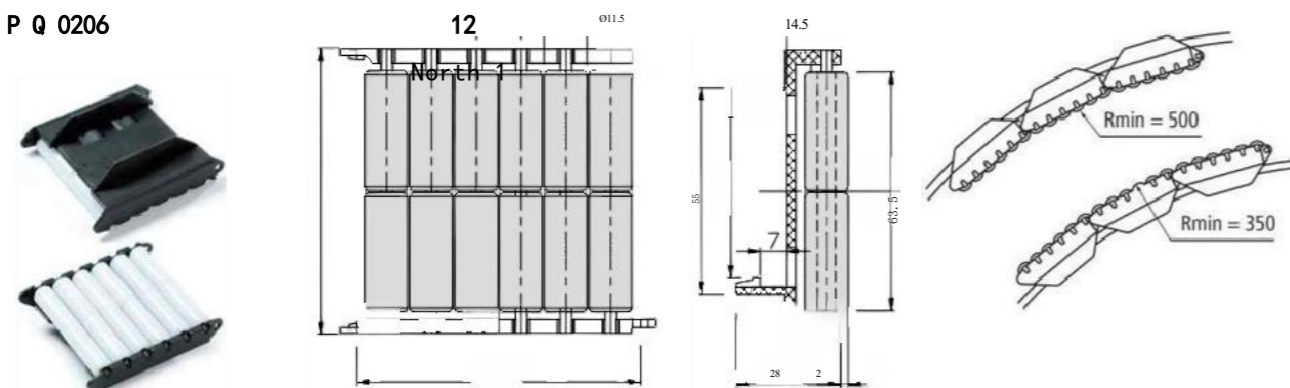
**Turn bend four row roll guardrail**

P Q 0209



name	pitch (mm)	code	conduct oneself with dignity KG/M	Rolling ball material	Clothing material
Turn four rows of ball guardrail	76	PJ 0209	0.94	PM white	Nylon black

P Q 0206

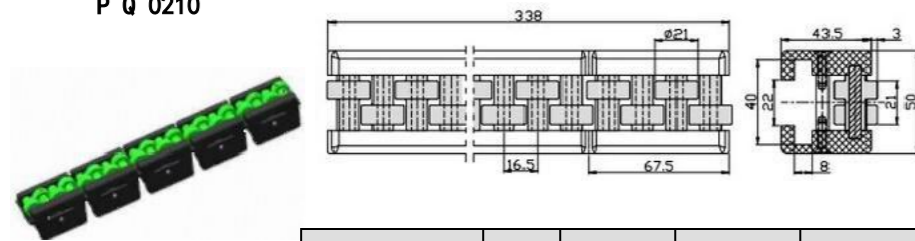


name	pitch (mm)	code	conduct oneself with dignity KG/M	Roller material	Clothing material
Turn a single row of wideball guardrail	76	PJ 0206	1.0	PM white	Nylon black

the first month  
of the lunar year

### Turning curved ball guardrail

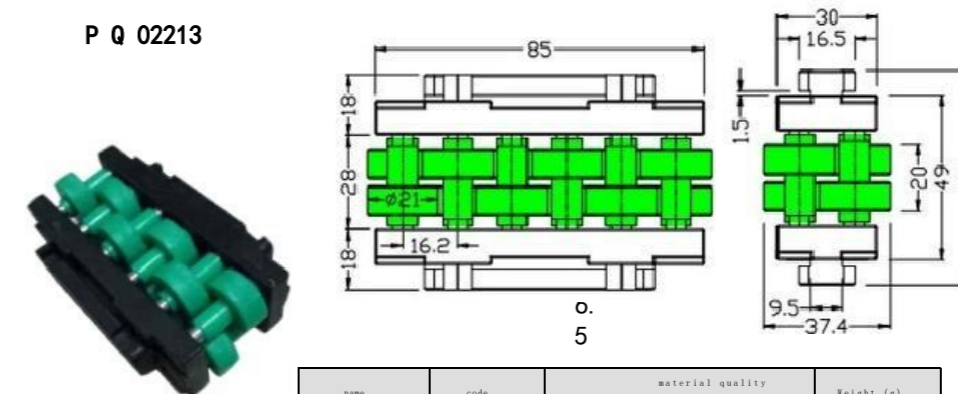
P Q 0210



name	code	Weight (kg/m)	Rolling ball material	Supporting pin material	Clothing material
Turning ball guardrail	PJ 0210	1.50	POM green	austenitic stainless steel	Nylon black

### Turning bend, rolling bead guardrail


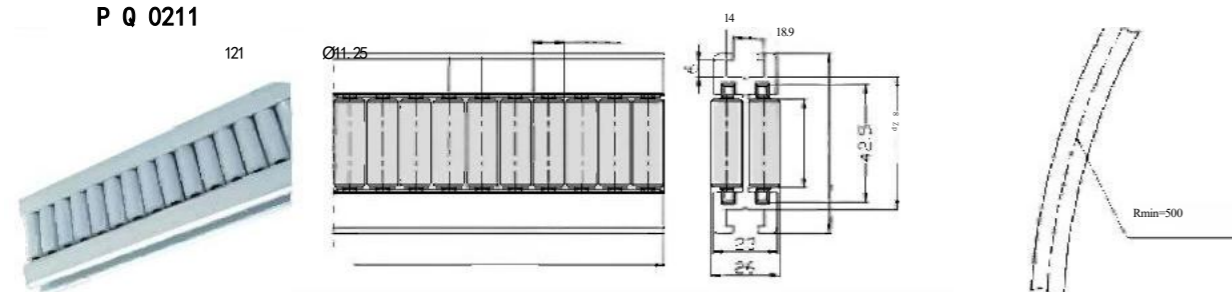
P Q 02213



name	code	material quality	Weight (g)
Single row ball bearings	PJ 02213	Side plate PA/ rolling ball POM/sus pin	220

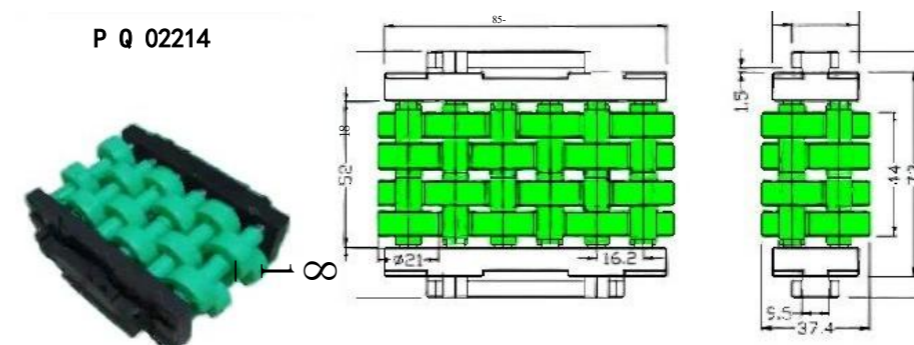
### Straight/turning lane guardrail

P Q 0211



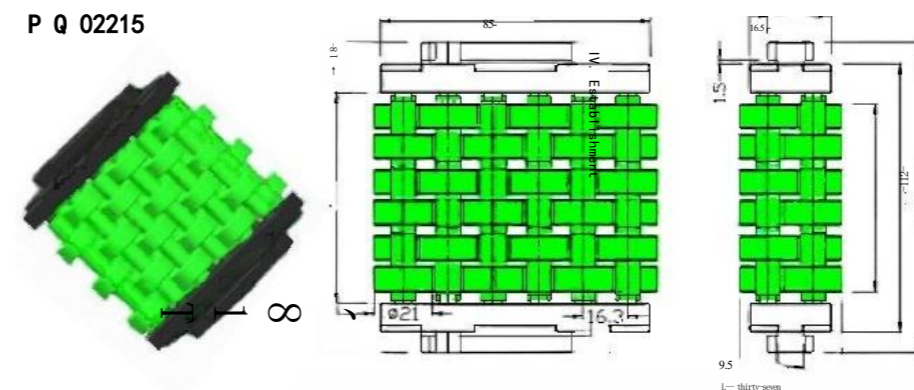
name	code	Weight (kg/m)	Rolling ball material	Orbital material	Die material
Straight lane guardrail	PJ 0211	2.05	POM green	anodic aluminum oxide	Nylon black

P Q 02214



name	code	material quality	Weight (g)
Double row ball bearings	PJ 02214	Side plate PA/ rolling ball POM/sus pin shaft	330

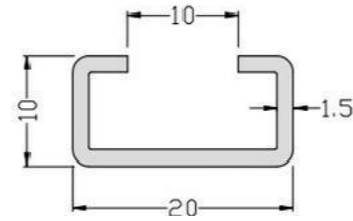
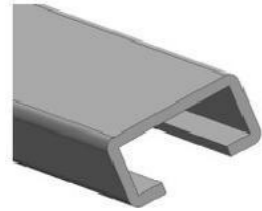
P Q 02215



name	code	material quality	Weight (g)
Three rows of balls	PJ 02215	Side plate PA/ rolling ball POM/sus pin	440

**C merchant steel**

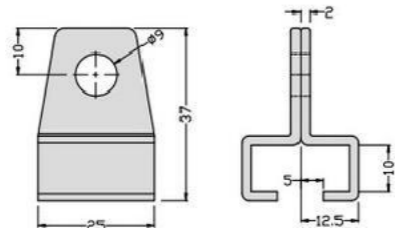
P Q 02216



name	code	material quality	Weight (KG/M)
C merchant steel	PJ 02216	SUS 304	1.42

**Fence guardrail clamps**

P Q 02217

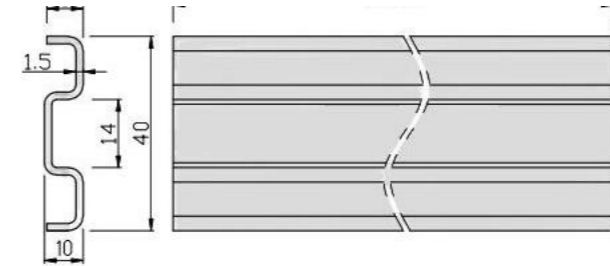


name	code	material quality	Weight (KG/M)
Fence guardrail clamp	PJ02217	SUS304	1.42

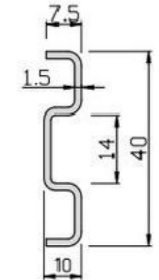


**Bow section steel**

P Q 0221 4



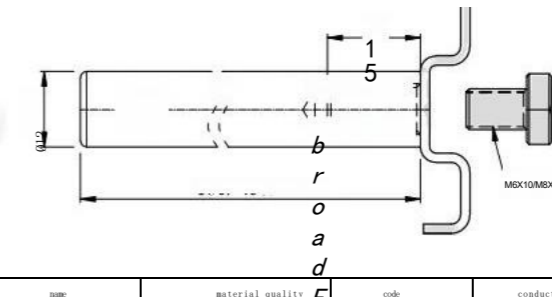
name	material quality	code	S(mm)	conduct oneself with dignity (KG/M)	minimum bending radius
Bow section steel	austenitic stainless steel	PJ0214-1	0.5	0.72	500mm
		PJ0214-2	0.5	0.73	500mm



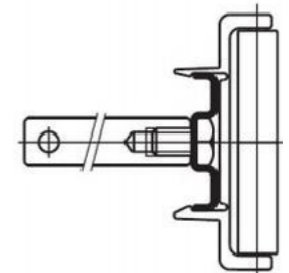
PJ0214-3

**connecting link**

P Q 0215

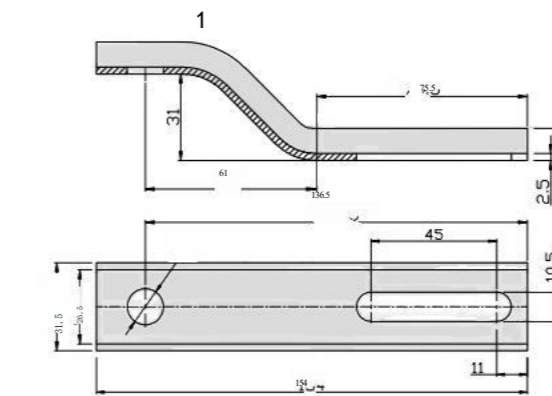


name	material quality	code	conduct oneself with dignity (KG)
connecting link	austenitic stainless steel	PJ0215	0.12

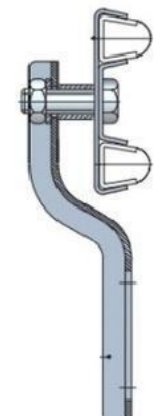


**Sheet metal brackets**

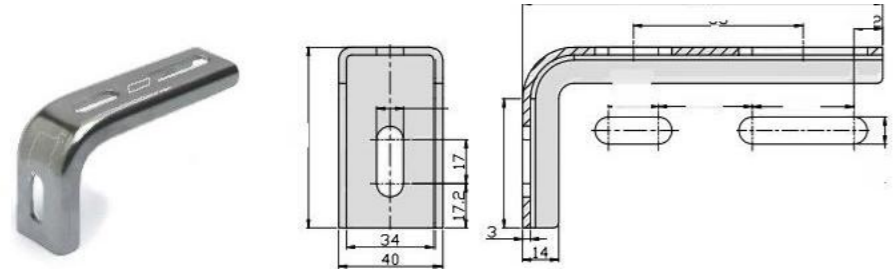
P Q 0220



name	material quality	code	conduct oneself with dignity (KG)
Type S steel	austenitic stainless steel	PJ0220	0.17

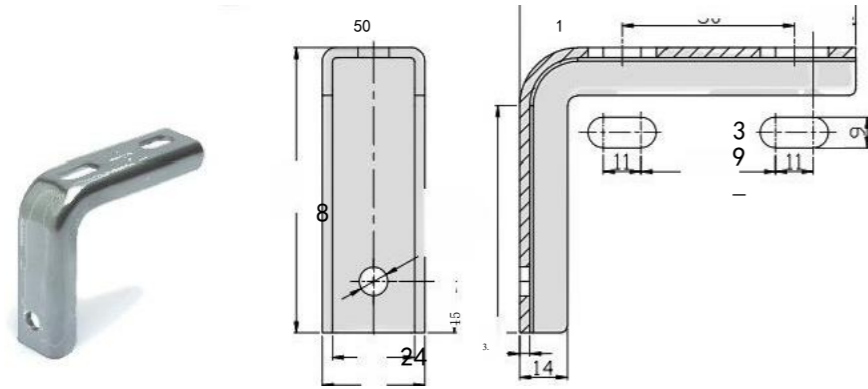


P Q 0222

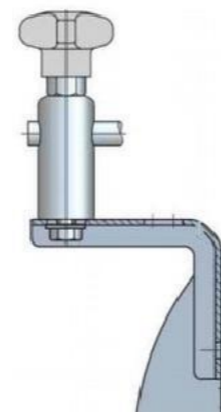
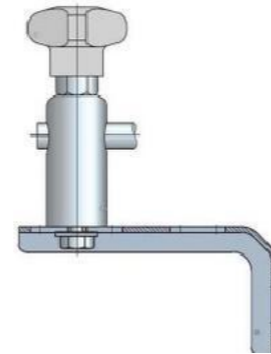


name	material quality	code	conduct oneself with dignity (KG)
7-letter type bracket	austenitic stainless steel	PJ0222	0.23

P Q 0223

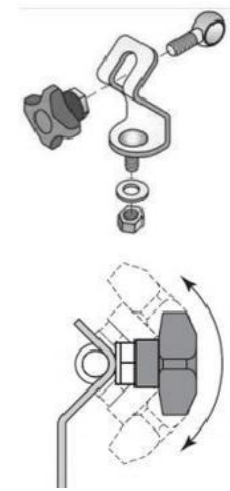
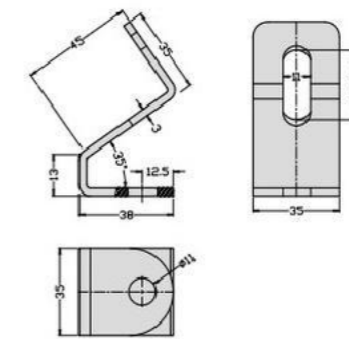


name	material quality	code	conduct oneself with dignity (KG)
Long curved corner bracket	austenitic stainless steel	PJ0223	0.17

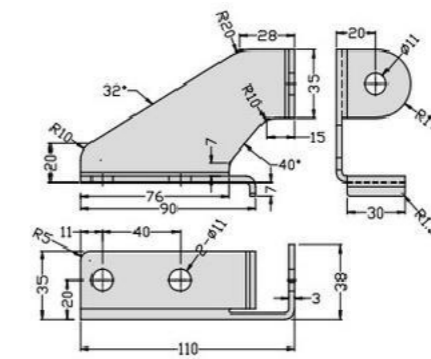


**Sheet metal brackets**

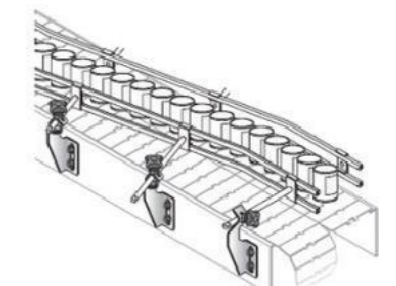
P Q 0806



P Q 0807

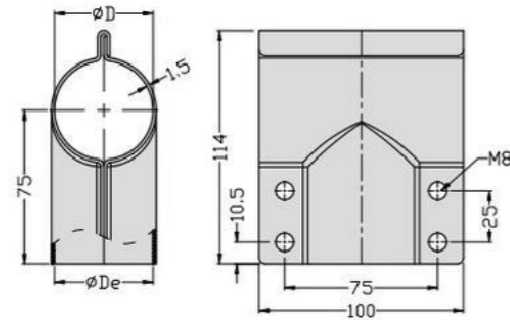


code	name	material quality	Weight (g)
PJ 0807	Rotating bracket base	SUS 304	175



Gold, metal and three communications

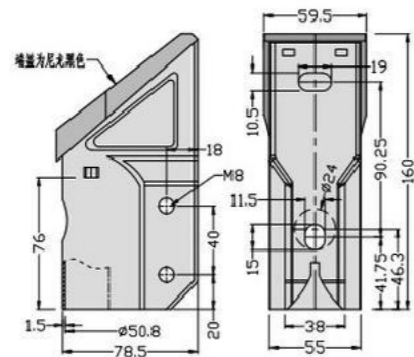
P Q 0687



code	D(mm)	De (mm)	material quality □	Weight (g)
PJ0687	48.2/50.8	48.2/50.8	SS304	38

Gold side chain head

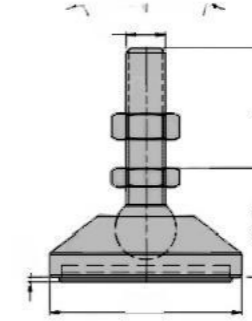
P Q 0688



code	Applicable pipe diameter (mm)	material quality	Weight (g)
PJ 0688	50.8	SS 304	325

Large ball head-universal joint base

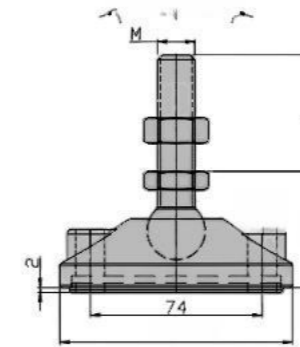
P Q0007-D80



code	M	L (mm)	conduct oneself with dignity (kg)
PJ0007-D80-1	M16	75	0.26
PJ0007-D80-2		100	0.32
PJ0007-D80-3		150	0.39
PJ0007-D80-4	M20	100	0.42
PJ0007-D80-5		150	0.52
PJ0007-D80-6	M24	150	0.73

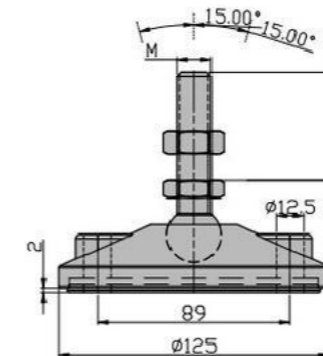
Paddle: strengthen the rubber pad of nylon, screw: C carbon steel galvanized, -S stainless steel, maximum load 1000KG.

P Q0007-D100



code	M	L (mm)	Self-weight (kg)
PJ0007-D100-1	M16	75	0.53
PJ0007-D100-2		100	0.60
PJ0007-D100-3		150	0.66
PJ0007-D100-4	M20	100	0.50
PJ0007-D100-5		150	0.60
PJ0007-D100-6	M24	150	0.80

P Q0007-D125

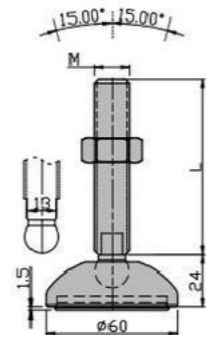


code	M	L (mm)	conduct oneself with dignity (kg)
PJ0007-D125-1	M16	75	0.36
PJ0007-D125-2		100	0.42
PJ0007-D125-3		150	0.50

Ends: Strengthen the rubber pad of nylon, screw: C carbon steel galvanized, S stainless steel, maximum load 100KG.

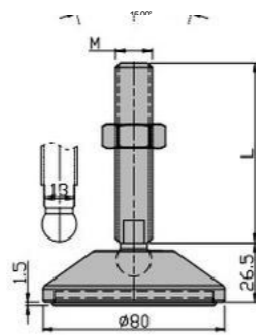
Small ball head-universal joint base foot

P Q0008-D60



code	M	L(mm)	conduct oneself with dignity (KG)
P Q0008-D60-1	M16	75	0.23
P Q0008-D60-2		100	0.30
P Q0008-D60-3		150	0.38

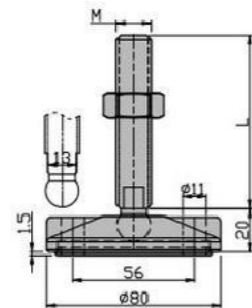
P Q0008-D80



code	M	L (mm)	conduct oneself with dignity (KG)
PQ08-D80-1	M16	75	0.22
P Q0008-D80-2		100	0.31
P Q008-D80-3		150	0.39

Public: strengthen the rubber pad of nylon, screw: use C carbon steel galvanized, S stainless steel, maximum load 1000KG.

P Q0008- DG 80

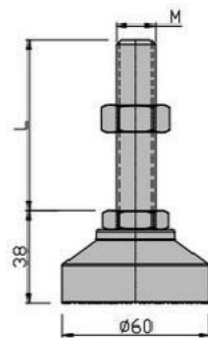


code	M	L(a)	conduct oneself with dignity (KG)
P Q0008- DG80-1	M16	75	0.22
P Q0008- DG80-2		100	0.31
PQ0008- DG80-3		150	0.39

Public: Strengthen the rubber pad of nylon, screw: C carbon steel galvanized, S stainless steel, maximum load 1000KG.

Fixed base

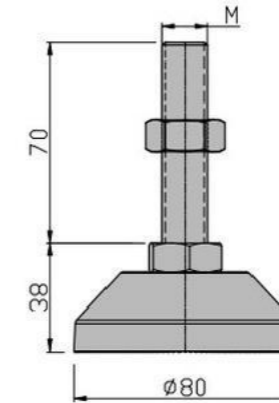
P Q0009-D60



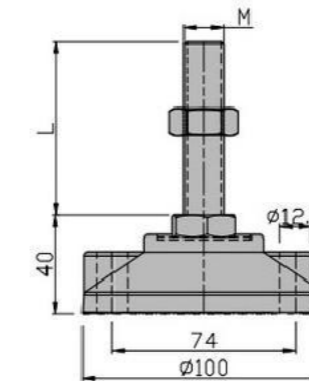
code	M	L(a)	conduct oneself with dignity (KG)
P Q009-D60-1	M12	80	0.17
P Q0009-D60-2	M16	75	0.24
P Q0009-D60-3		100	0.30
P Q0009-D60-4		150	0.37
P Q009-D60-5	M20	100	0.47
P Q0009-D60-6		150	0.57

Public: Reinforced nylon with rubber pad, screw: C carbon steel galvanized, S stainless steel, maximum load 1200 KG.

P Q0009-D80



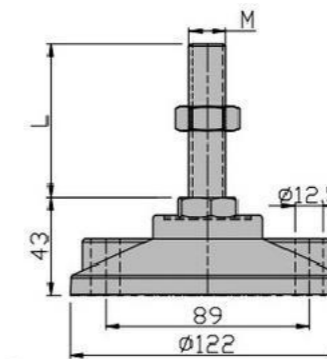
P Q0010-D100



code	M	L(mm)	conduct oneself with dignity (KG)
P Q0010-D100-1	M16	100	0.29
P Q0010-D100-2		150	0.36
P Q0010-D100-3		200	0.42
P Q0010-D100-4	M20	150	0.56
P Q0010-D100-5		200	0.70
P Q0010-D100-6		M24	150

Public: strengthen the rubber pad of nylon, screw: use C carbon steel galvanized, S stainless steel, maximum load 1000KG.

P Q0010-D120



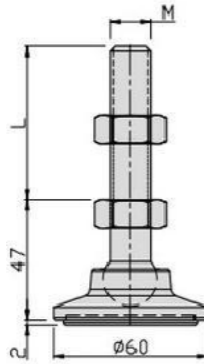
code	M	L(a)	conduct oneself with dignity (KG)
P Q0010-D120-1	M16	100	0.36
P Q0010-D120-2		150	0.45
P Q0010-D120-3		200	0.51
P Q0010-D120-4	M20	150	0.61
P Q0010-D120-5		200	0.70
P Q0010-D120-6		M24	150

Public: strengthen the rubber pad of nylon, screw: use C carbon steel galvanized, use S stainless steel, maximum load 1000KG.



**Metal universal base feet**

P Q 0701

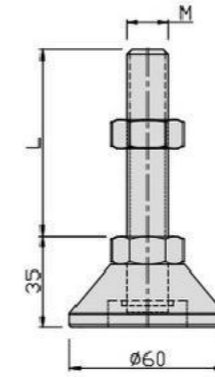


code	M	L(mm)	conduct oneself with dignity (KG)
P Q0701-1	M16	50	0.40
P Q0701-2		100	0.47
P Q0701-3		150	0.53
P Q0701-4	M20	100	0.57
P Q0701-5		150	0.67
P Q0701-6		M24	150

Pads/screws: one C carbon steel galvanized, S stainless steel, maximum load 300KG. With shock absorption and anti-slip rubber pad.

**Metal fixed base feet**

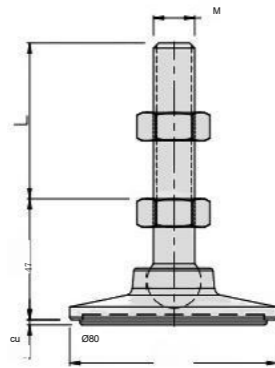
P Q 0704



code	M	L(mm)	conduct oneself with dignity (KG)
P Q0704-1	M16	50	0.50
P Q0704-2		100	0.60
P Q0704-3		150	0.70
P Q0704-4	M20	50	0.90
P Q0704-5		100	1.00
P Q0704-6		150	1.80

Pump foot/screw: C carbon steel galvanized, S stainless steel, maximum load 3500 kg.

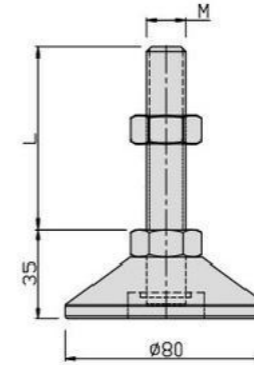
P Q 0702



code	M	L(mm)	conduct oneself with dignity (KG)
P Q0702-1	M16	50	0.56
P Q0702-2		100	0.62
P Q0702-3		150	0.70
P Q0702-4	M20	100	0.73
P Q0702-5		150	0.83
P Q0702-6		M24	150

Pads/screws: C carbon steel galvanized, S stainless steel, maximum load 300KG. With shock absorption and anti-slip rubber pad.

P Q 0705



code	M	L(mm)	conduct oneself with dignity (KG)
P Q0705-1	M16	50	0.75
P Q0705-2		100	0.85
P Q0705-3		150	0.95
P Q0705-4	M20	50	1.05
P Q0705-5		100	1.15
P Q0705-6		150	1.25

Pads/screws: C carbon steel galvanized, S stainless steel, maximum load 300KG.

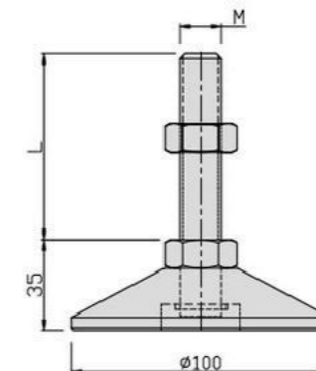
P Q 0703



code	M	L(mm)	conduct oneself with dignity (KG)
P Q0703-1	M16	50	0.65
P Q0703-2		100	0.72
P Q0703-3		150	0.78
P Q0703-4	M20	100	0.82
P Q0703-5		150	0.92
P Q0703-6		M24	150

Shaft/screw: C carbon steel galvanized, S stainless steel, maximum load 300 kg. With shock absorber and anti-slip rubber pad.

P Q 0706



code	M	L(mm)	conduct oneself with dignity (KG)
P Q0706-1	M16	50	0.90
P Q0706-2		100	1.02
P Q0706-3		150	1.12
P Q0706-4	M20	50	1.15
P Q0706-5		100	1.25
P Q0706-6		150	1.35

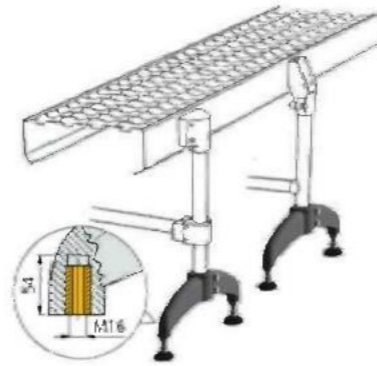
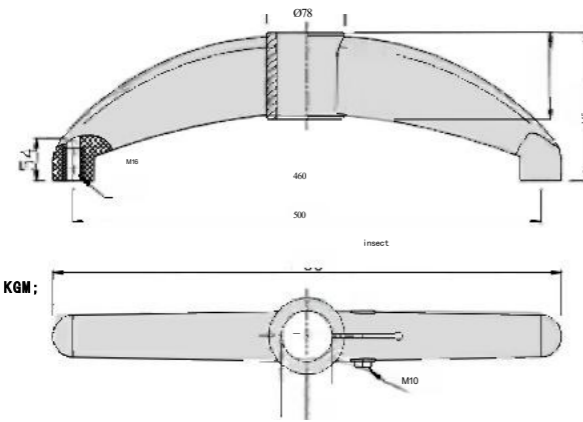
Shaft/screw: C carbon steel galvanized, S stainless steel, maximum load 300KG.

Two foot braces

P Q 0001



Maximum recommended torque: 3.6 KGM;  
Lift: 500 KG.



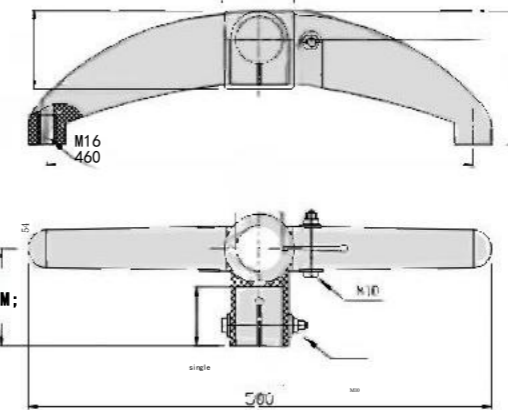
name	material quality	Material of threaded bushing	Master code	Weight (KG/M)	
Two leg braces	Nylon black	yellow metal	PJ0001	0.92	
Code by sections	P Q0001-1	P Q0001-2	P Q0001-3	P Q0001-4	P Q0001-5
D(mm)	38.1	42.4	48.3	50.8	60.3

Two feet half 180° bracket

P Q 000 3



Maximum recommended torque: 3.6 KGM;  
Weight: 500 kg.



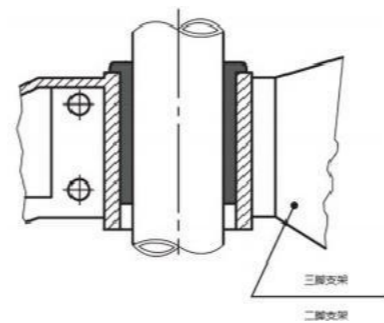
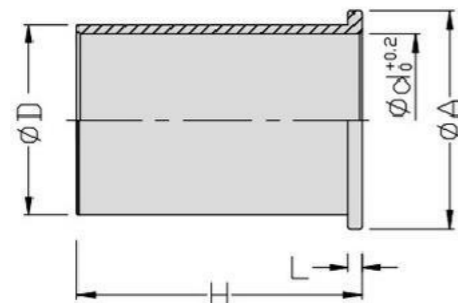
name	material quality	Material of threaded bushing	Master code	conduct oneself with dignity (KG/D)	
Two and a half feet bracket	Nylon black	yellow metal	PJ0002-B	1.02	
Code by sections	P Q0002-01	P Q0002-02	P Q0002-03	P Q0002-04	P Q0002-05
D(mm)	42.4	42.4	48.3	42.4	42.4
Df(mm)	42.4	48.3	48.3	50.8	60.3

Sneakers

P Q 1230



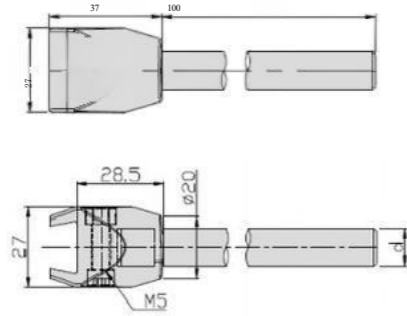
Material: Black nylon



code	D (mm)	d (mm)	A (MM)	H (mm)	L (mm)	Weight (g)
P Q1230-1	33.7	26.9	40	50	3	20
P Q1230-2	42	38	46	62	2	77
P Q1230-3	60	42.4	70	85	5	100
P Q1230-4	60	48.3	70	85	5	95

**Fang Danqie**

P Q 0020

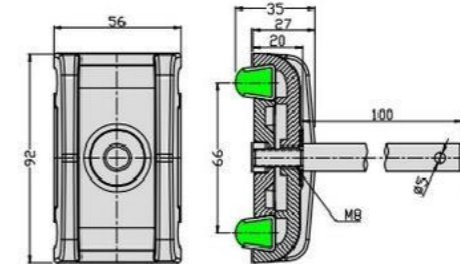


code	d (mm)	Weight (g)
PJ0020-1	12	120
PJ0020-2	14	150

Note: The main material is reinforced nylon, hex socket screw and screw rod are stainless steel.

**Fang Shuang Rail clamp**

P Q0022-1

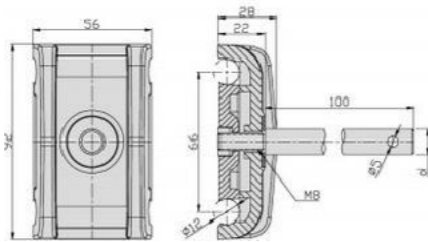


code	Card	Weight (g)
PJ0022-1	Fang Shuang track clamp	180

Note: The main material is reinforced nylon, hex socket screw and screw rod are stainless steel.

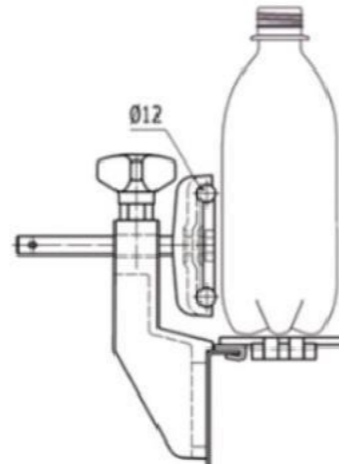
**Round double track clamp**

P Q0021-1



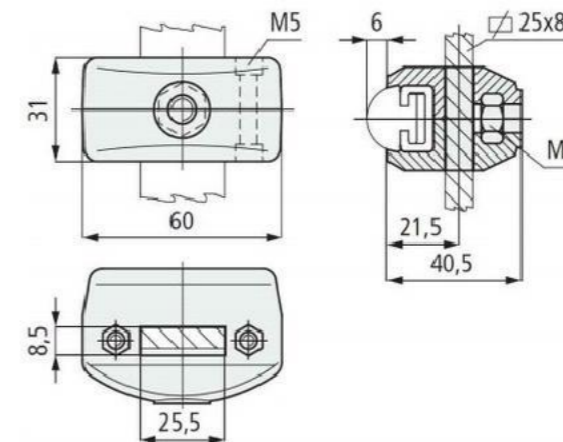
code	d (mm)	Weight (g)
PJ0021-11	12	180
PJ0021-12	14	210
PJ0021-13	16	250

Note: The main material is reinforced nylon, hex socket screw and screw rod are stainless steel.

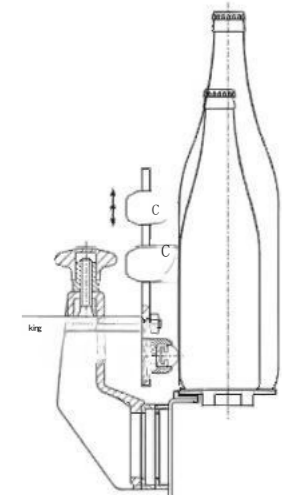


**Adjustable single rail clamp**

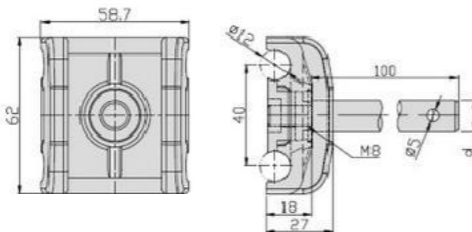
P Q 023



Material: Black nylon  
Screw: austenitic stainless steel



P Q0021-2



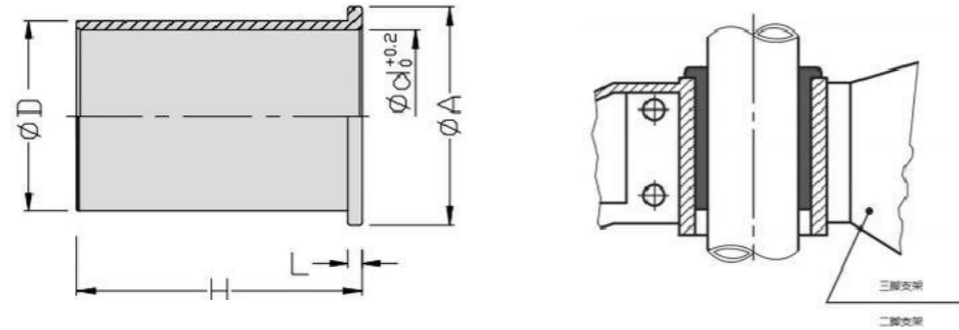
code	d (mm)	Weight (g)
PJ0021-21 PJ0021-22	12	150
PJ0021-23	14	180
	16	220

Note: The main material is reinforced nylon, hex socket screw and screw rod are stainless steel.



**Sneakers**

**P Q 1230**

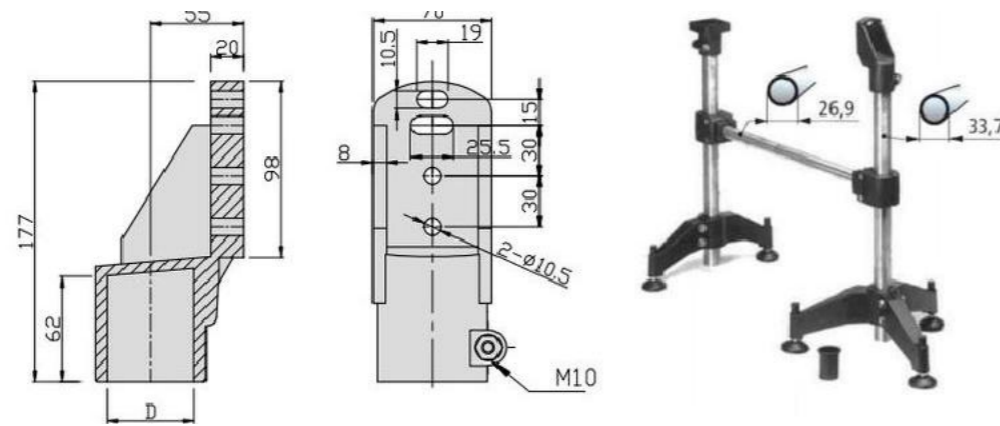


**Material: Black nylon**

code	D (mm)	d (mm)	A (MM)	H (mm)	L (mm)	Weight (g)
P Q1230-1	33.7	26.9	40	50	3	20
P Q1230-2	42	38	48	62	2	77
P Q1230-3	60	42.4	70	85	5	100
P Q1230-4	60	48.3	70	85	5	95

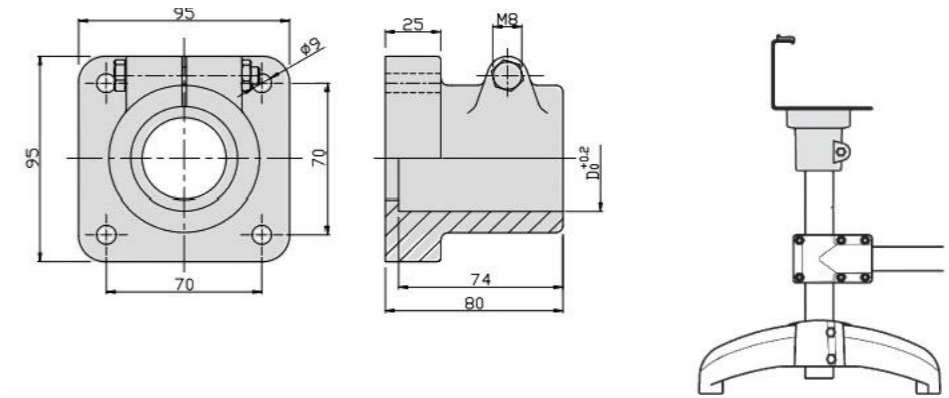
**Side support seat**

**P Q0004**



D (mm)	code	name	material quality	Weight (g)
48.3	P Q0004-1	Side support bracket	nylon	170
50.9	P Q0004-2		nylon	160
60.3	P Q0004-3		nylon	150

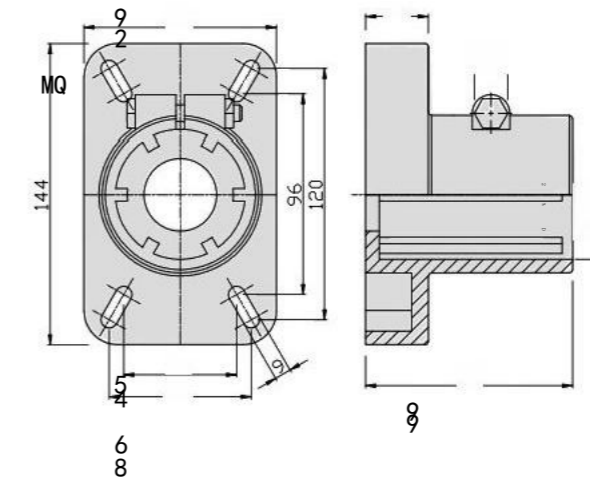
**P Q 0005**



name	code	D(mm)	material quality	Weight (g)
Fork holder	P Q0005-1	48.3	nylon	300
	P Q0005-2	50.8		290

**Big Trough**

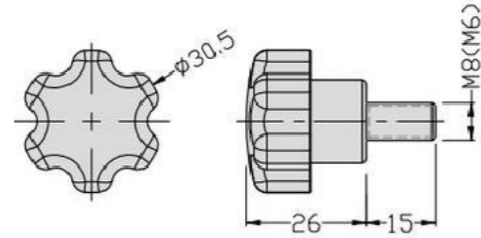
**P Q 000 6**



name	code	D(mm)	material quality	Weight (g)
Big trolley	P Q0005-B1	48.3	nylon	400
	P Q0005-B2	50.8		390
	P Q0005-B3	60.3		380

**Star-shaped handle**

P Q0011-A

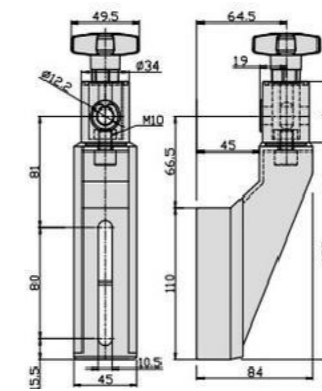


name	code	material quality	Weight (g)
Star-shaped handle	PJ0011-A	PA+ carbon steel galvanized	40



**Turning bracket + adjusting head group + lifting ring assembly**

P Q 0013

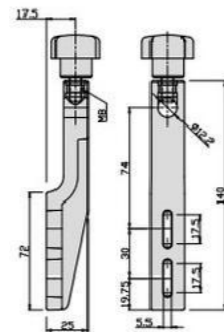


code	material quality	L (mm)	Weight (g)
PJ0013-1	strengthen nylon	44.5	212
PJ0013-2	nylon	62	247

Note: The nut of the hoisting ring assembly is brass and the screw rod is stainless steel.

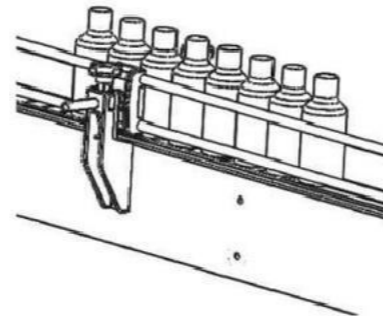
**Small bracket components**

P Q 0011



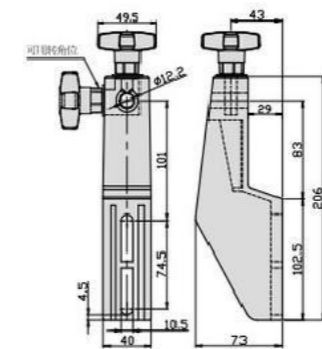
code	material quality	Weight (g)
PJ0011	Strengthen the nylon	60

Note: The embedded nut is brass and the screw is stainless steel.



**Large bracket + lifting ring assembly**

P Q 0014

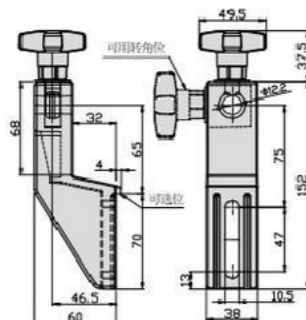


code	material quality	Weight (g)
PJ 0014	Strengthen nylon	212

Note: The nut of the hoisting ring assembly is brass and the screw rod is stainless steel.

**Fixed bracket + hanger assembly**

P Q 0012



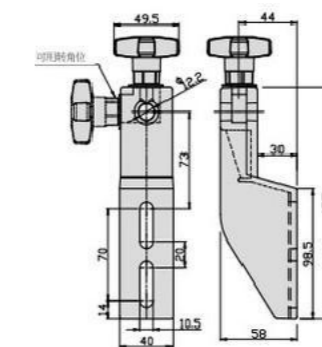
code	material quality	Weight (g)
PJ 0012	Strengthen the nylon	150

Note: The nut of the hoisting ring assembly is yellow, and the screw rod is stainless steel.



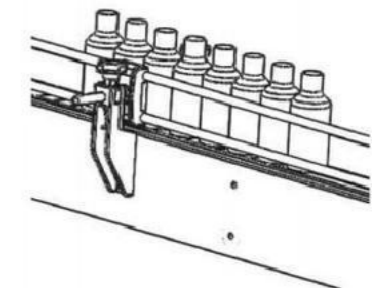
**Medium size bracket + hanger assembly**

P Q 0015



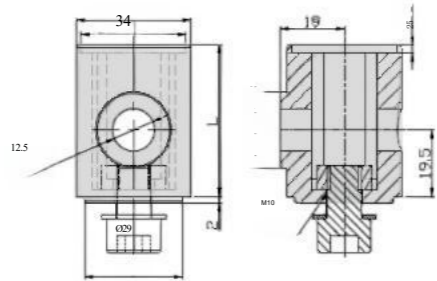
code	material quality	Weight (g)
PJ 0015	Strengthen the nylon	194

Note: The nut of the hoisting ring assembly is brass and the screw rod is stainless steel.



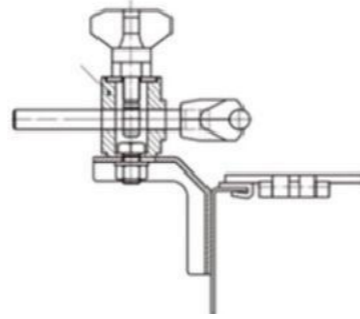
**Adjust the head gear**

P Q 1015



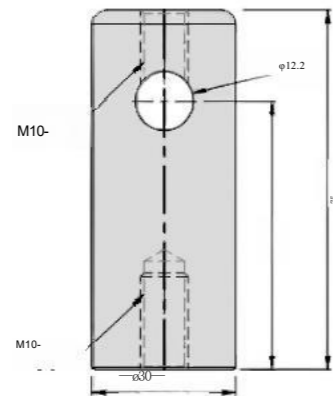
code	material quality	L (mm)	Weight (g)
PJ1015-1	strength	44.5	52
PJ1015-2	nylon	62	62

Note: hex socket screw and nut are stainless steel.



**Metal fixed head**

P Q 1015

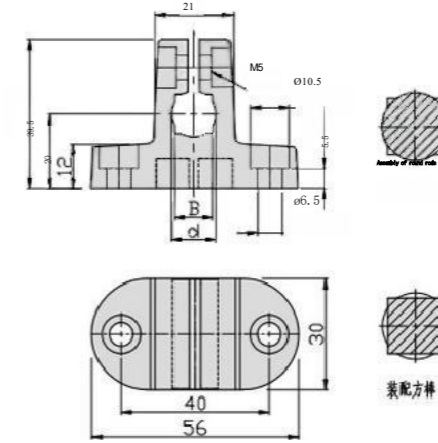


name	code	material quality	Weight (g)
Metal fixed head	PJ1015-A	stainless steel	360



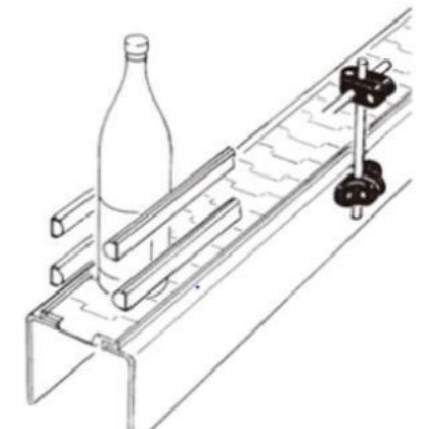
**T-type clamp**

P Q0016-1

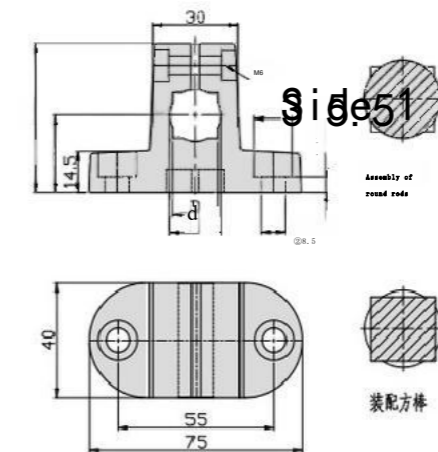


code	material quality	d (mm)	B (mm)	Weight (g)
PJ0016-1	strength	10	4	30
PJ0016-12	strength	12	10	29
PJ0016-13	nylon	14	12	28

Note: hex socket screw and nut are stainless steel.



P Q0016-2

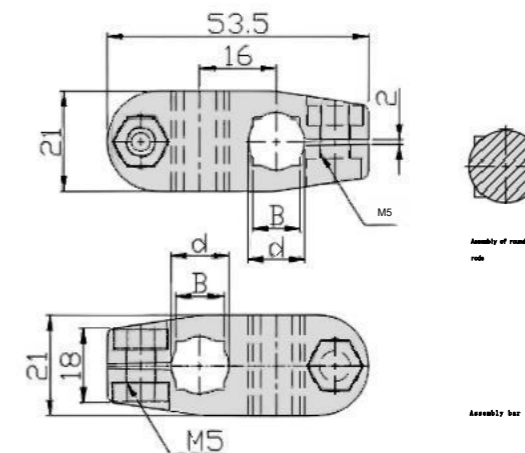


code	material quality	d (mm)	B (mm)	Weight (g)
PJ0016-21	strength	10	14	70
PJ0016-22	strength	18	16	69
PJ0016-23	nylon	20	18	68

Note: hex socket screw and nut are stainless steel.

**Crossed clamps**

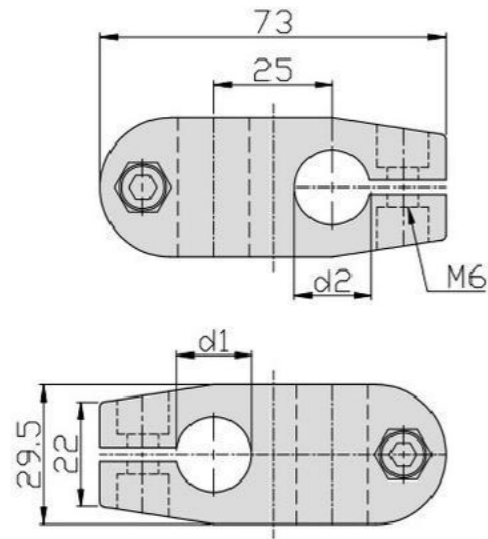
P Q0017-1



code	material quality	d (mm)	B (mm)	Weight (g)
PJ0017-11	Strength	10	8	20
PJ0017-12	nylon	12	10	19
PJ0017-13	nylon	14	12	18

Note that the hex screw and nut are stainless steel.

**P Q0017-2**

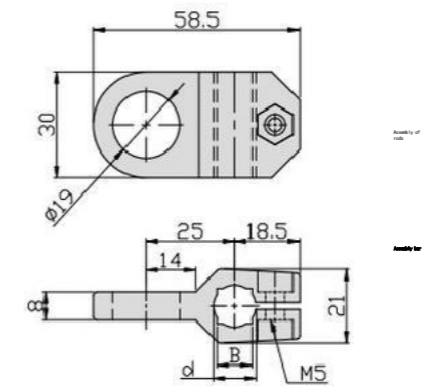


code	d1(mm)	d2(mm)	Weight (g)
PJ0017-21	12	12	75
PJ0017-22	14	1	72
PJ0017-23		15	71
PJ0017-24		16	70
PJ0017-25		18	69
PJ0017-26	15	15	69
PJ0017-27		16	68
PJ0017-28		18	66
PJ0017-29	16	16	68
PJ0017-210		18	66
PJ0017-211		18	65
PJ0017-212	20	20	61

Note: The main material is reinforced nylon, and the hex socket screw and nut are stainless steel.

**Sensor clip**

**P Q 0018**

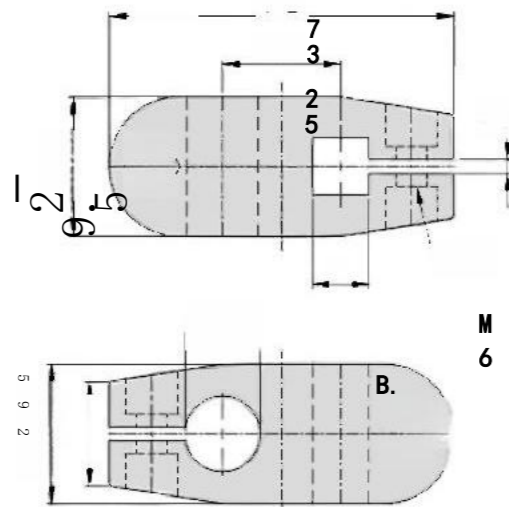


code	d (mm)	B (mm)	Weight (g)
PJ0018-1	10	8	20
PJ0018-2	12	10	19
PJ0018-3	14	12	18

Note: The main material is reinforced nylon, hex socket screw and nut are stainless steel.



**P Q0017-3**

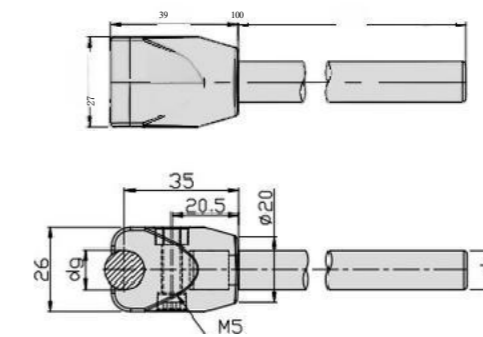


code	B (mm)	d (mm)	Weight (g)
PJ0017-31	12	14	75
PJ0017-32		15	72
PJ0017-33		16	71
PJ0017-34		18	70

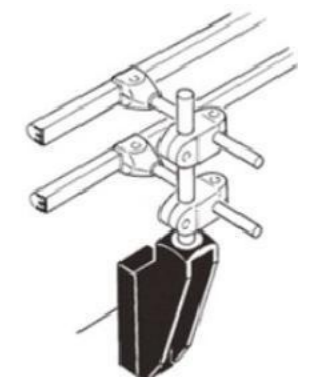
Note: The main material is reinforced nylon, hex socket screw and nut are stainless steel.

**Round single rail clamp**

**P Q0019-1**

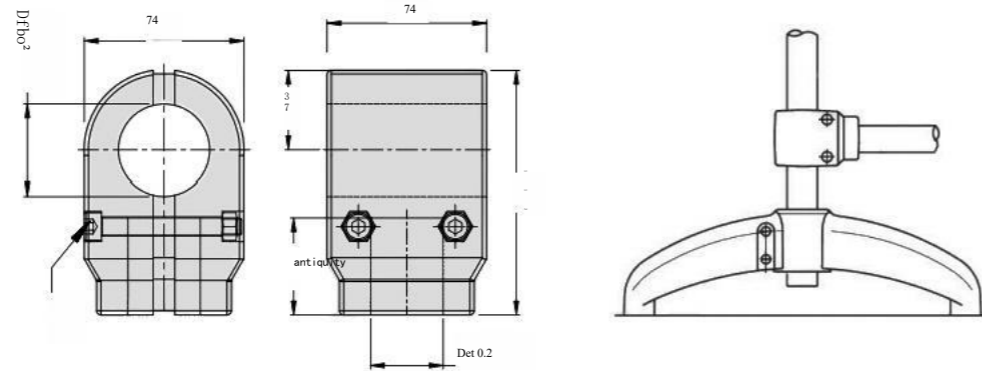


code	d (mm)	dg (mm)	Weight (g)
PJ0019-11	12	12	120
PJ0019-12	14	12	150



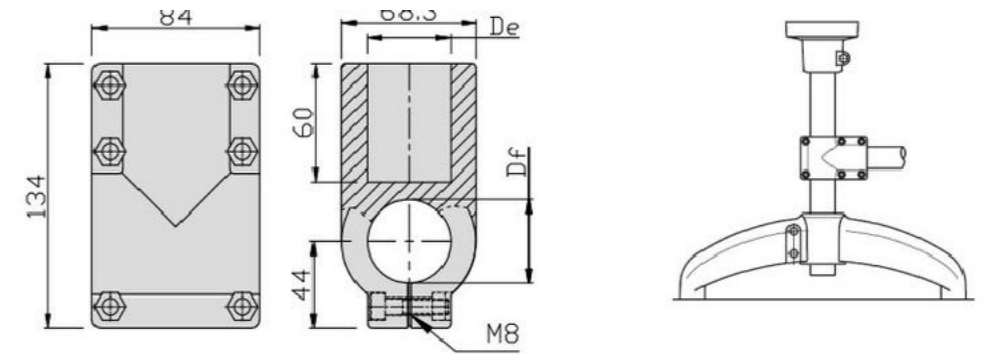
**Three ways to support the foot**

P Q 0006



name	code	De (mm)	Df (mm)	material quality	Weight (g)
Small support leg tee	PJ0006	33.7	42.4	nylon	360

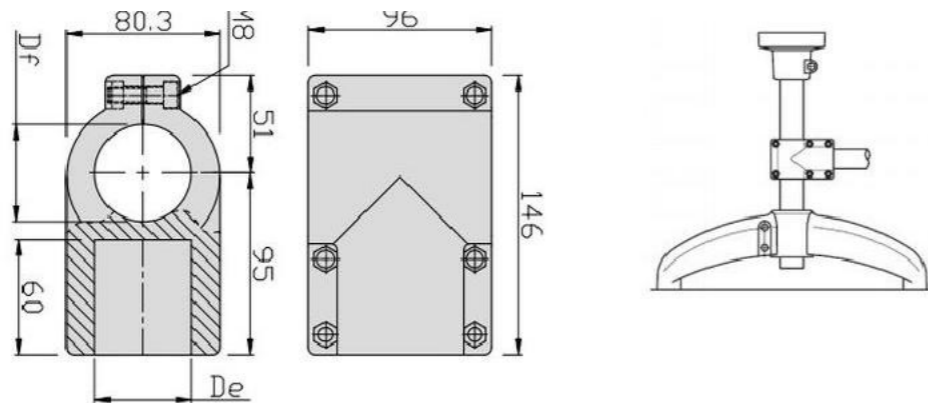
**Small Union Three Bridges**



name	code	De (mm)	Df (mm)	material quality	Weight (g)
Three small unions and three roads	PJ0562-1	42.4	48.3	Nylon + fiber	400
	PJ0562-2	48.3 (borehole enlargement)	48.3		390

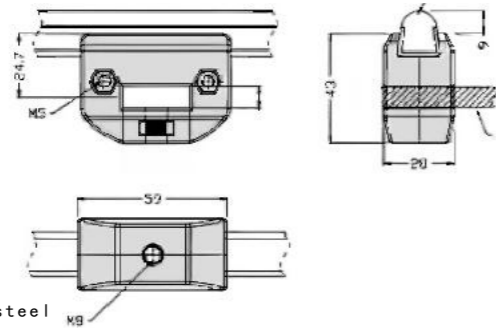
**Big Union Three Tong**

P Q 00563



name	code	De (mm)	Df (mm)	material quality	Weight (g)
Big three and San Tong	PJ0563-0	50.8	48.3	Nylon + fiber	440
	PJ0563-1	48.3	48.3		450
	PJ0563-2	48.3	50.8		440
	PJ0563-3	50.8	50.8		430
	PJ0563-4	60.3 (borehole enlargement)	48.3		430
	PJ0563-5	60.3 (borehole enlargement)	60.3 (borehole enlargement)		420

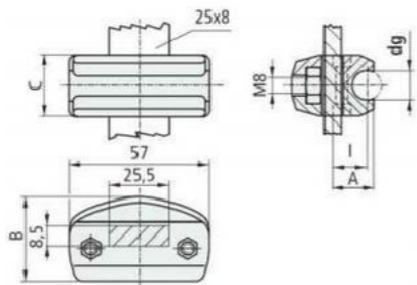
P Q0023-2



Material: Black nylon  
Screw: austenitic stainless steel

**Adjustable round single clamp**

PJ0024



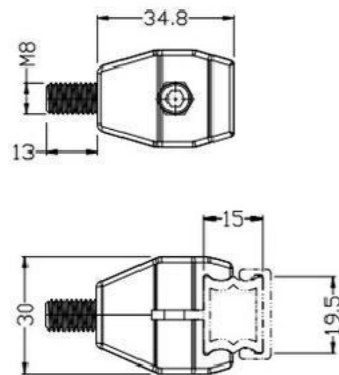
code	d <sub>g</sub> (mm)	l(mm)	A(mm)	B(mm)	C(mm)
PJ0024-1	12	14	17.6	35	25
PJ0024-2	12	18	22	41	25

Material: Black nylon

Screw: austenitic stainless steel

**M8 outer tooth guard clamp**

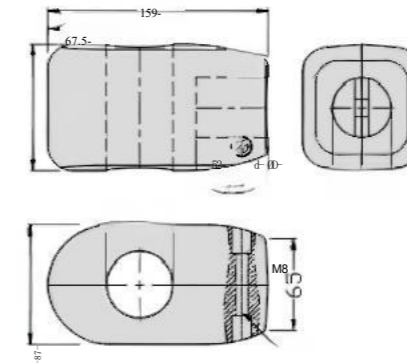
PJ0225



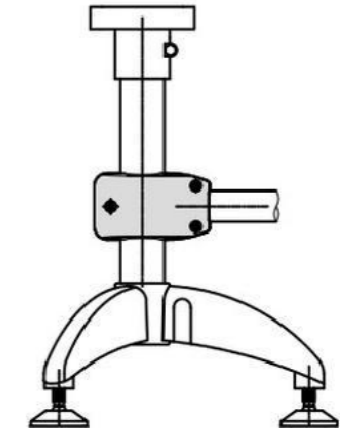
name	code	material quality	Weight (g)
M8 external tooth guard clamp	PJ0225	PA6	33.6

**Big three and San Tong**

P Q 0333

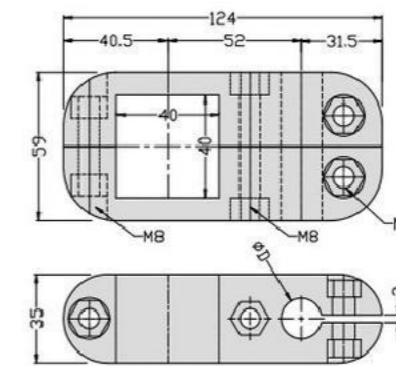


code	D (mm)	d (mm)	Weight (g)
PJ0333-1	48.3	42.4	505
PJ0333-2	50.8	42.4	520
PJ0333-3	50.8	48.3	515
PJ0333-4	60.3	48.3	510



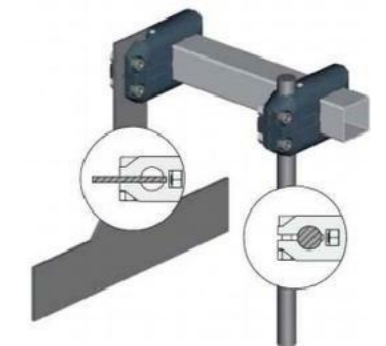
**Square hole cross connector**

P Q 0029



code	D (mm)	Weight (g)
PJ0029-1	16	220
PJ0029-2	20	198

Material: main body PA black, screw is stainless steel.



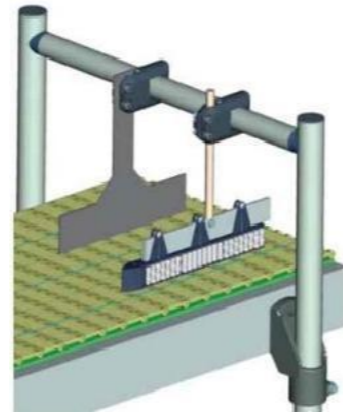
**Round hole cross connector**

P Q0029-D



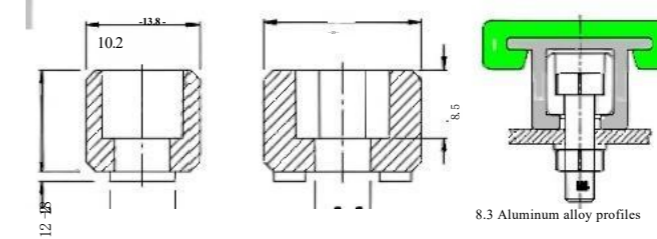
code	D (mm)	Weight (g)
PJ0029-D1	16	220
PJ0029-D2	20	210

Material: main body PA black, screw is stainless steel.

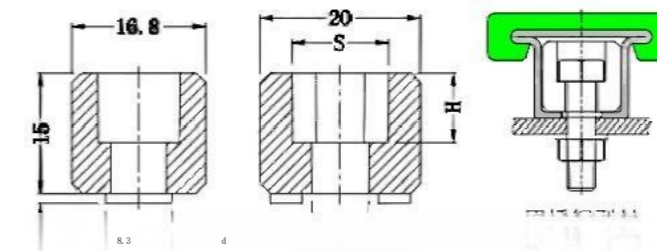


**permanent joint**

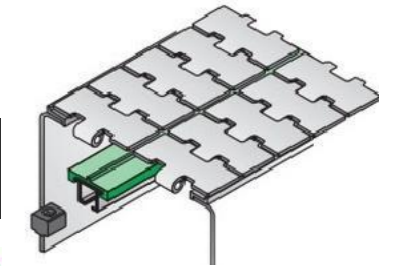
P Q 0032



material quality	Screw specifications	code	suit	pack
Black nylon	M6	PJ0032-A	aluminum alloy extrusions	100 per pack

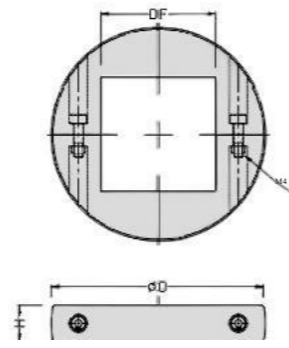
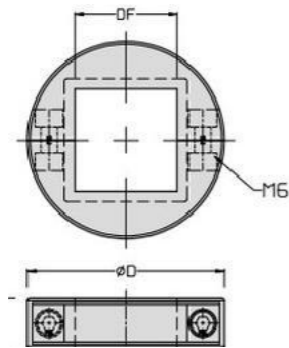


material quality	d(mm)	code	H(mm)	Hexagon S (mm)	pack
Black nylon	6.2(06)	PJ0032-6	6.5	10.2	100 per package
Black nylon	8.2(08)	PJ0032-S8	8	13.2	100 per package



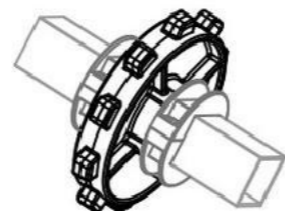
**Fix the square hole sleeve**

P Q0030-1

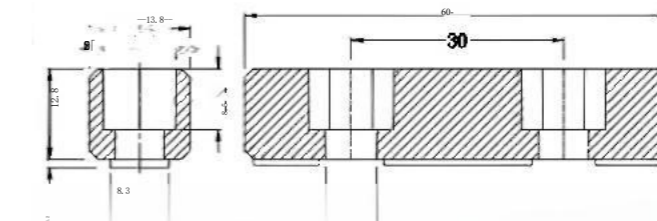


code	DF (mm)	H (mm)	D (mm)
PJ0030-1	40*40	20	78
PJ0030-2	50*50	15	95
	60*60	15	110

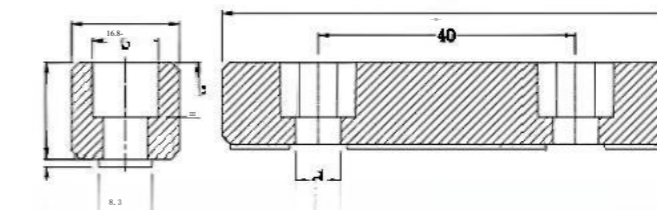
Material: main body PA black, screw is stainless steel.



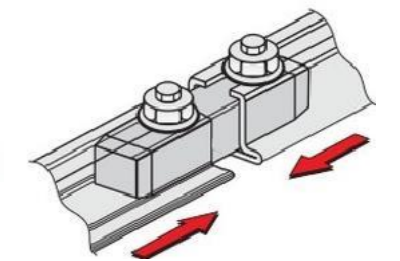
P Q 0033



material quality	Screw specifications	code	suit	pack
Black nylon	M6	PJ0033-A	aluminum alloy extrusions	100 per package



material quality	d(mm)	code	H(mm)	Hexagon S (mm)	pack
Black nylon	6.2(06)	PJ0033-S6	6.5	10.2	100 per pack
Black nylon	8.2(08)	PJ0033-S8	8	13.2	100 per package



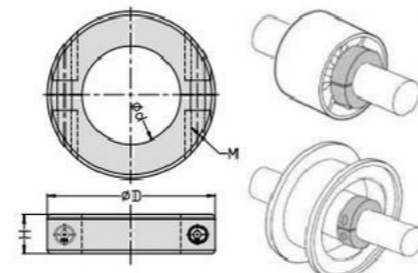
**Fix the circular hole with the sleeve**

P Q 0031



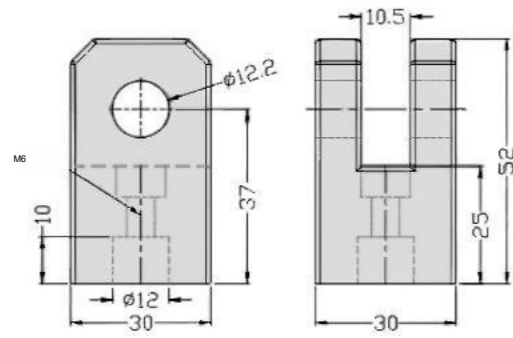
code	diameter of axle d (mm)	D(mm)	W	H(mm)
PJ0031-16	16	35	M4	12
PJ0031-18	18	40	M	14
PJ0031-20	20	40	M4	14
PJ0031-25	25	45	M4	14
PJ0031-30	30	50	M4	16
PJ0031-35	35	63.5	M5	16
PJ0031-40	40	68	M5	16

Material: main PA black, M6 screw is stainless steel.



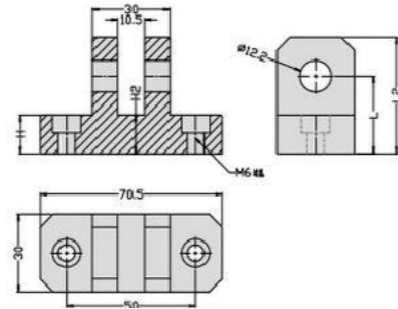
**Lettered joint**

PJ0034



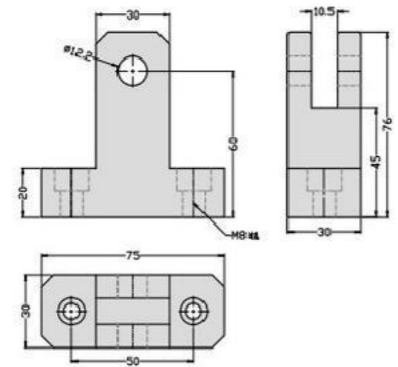
**T-joint**

PJ0034-A



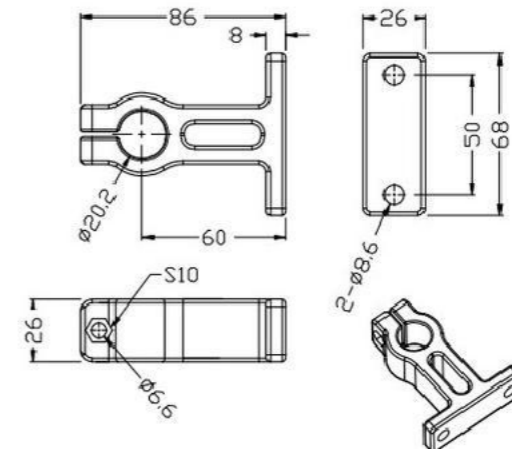
code	L (mm)	L2(a)	R(a)	R2(a)	Weight (g)	material
PJ0034-A	30		15			Steel / black
PJ0034-B	40		20		65	Steel / black

PJ0034-C



code	material quality	pigment	Weight (g)
PJ0034-C	PA	black	75

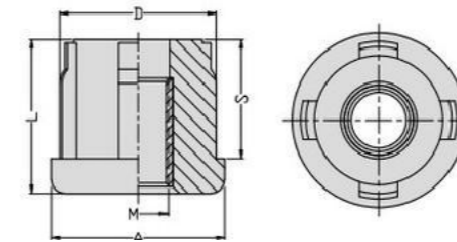
PJ0034-S



code	material quality	pigment	Weight (g)
PJ0034-S	ADC 12	gray	135

**Round pipe nut foot sleeve**

PJ0035

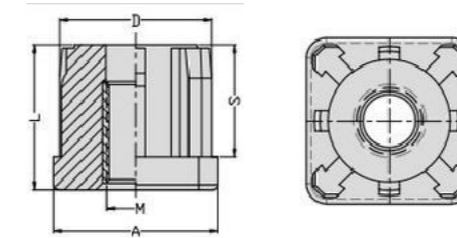


code	Pipe size & (mm)	Tube wall (mm)	Internal thread	Height	Length	Weight	Material
PJ0035-L1	20	1.5	M16	40.5	40	30	60000
PJ0035-L2	20	1.5	M16	40.5	40	30	65000
PJ0035-L3	20	2.0	M16	40.5	40	30	60000

material quality: The main body is black nylon and the sleeve is yellow PA66.

**Square pipe nut boot**

PJ0036

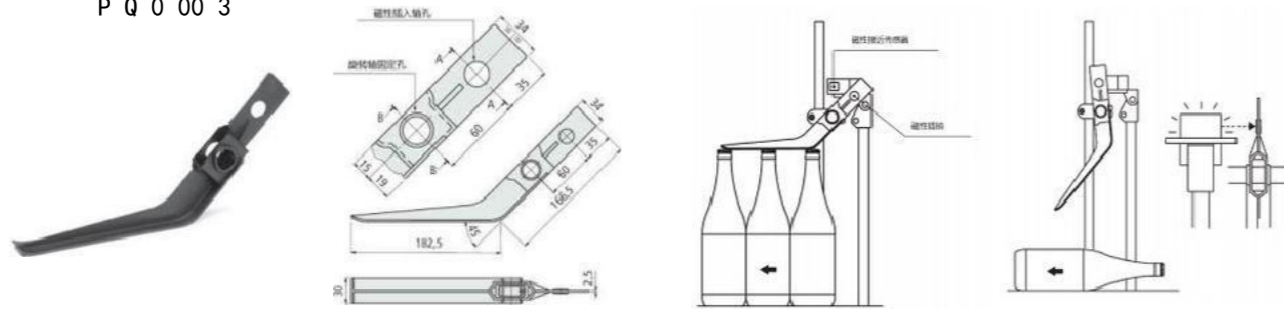


code	Pipe size & (mm)	Tube wall (mm)	Internal thread	DI (mm)	L1 (mm)	L2 (mm)	The maximum load (N)
PJ0036-01	20	1.5	M16	40.5	40	30	6000
PJ0036-02	20	1.5	M16	40.5	40	30	6000
PJ0036-03	20	2.0	M16	40.5	40	30	6000

material quality: The main body is black nylon and the sleeve is yellow PA66.

**Eye control joystick**

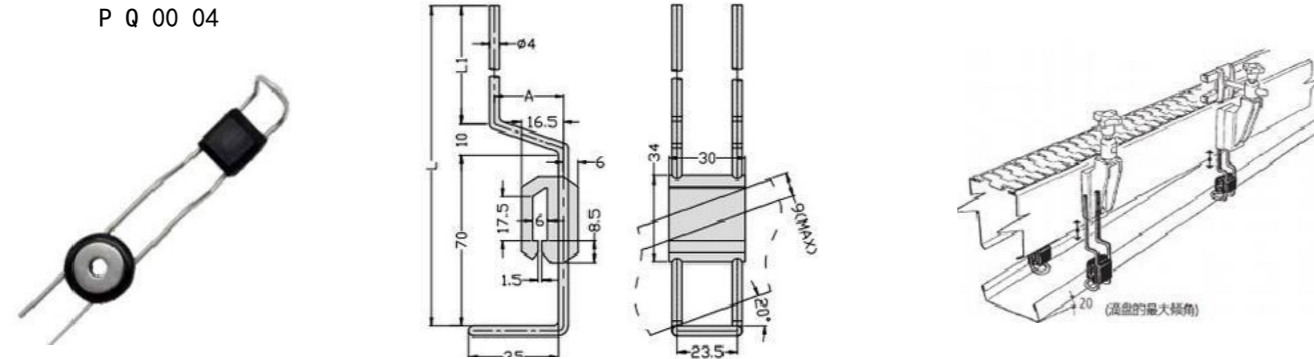
P Q 0 0 0 3



Touch rod material: black nylon normal state inverted bottle discontinued state

**Water tank bracket assembly**

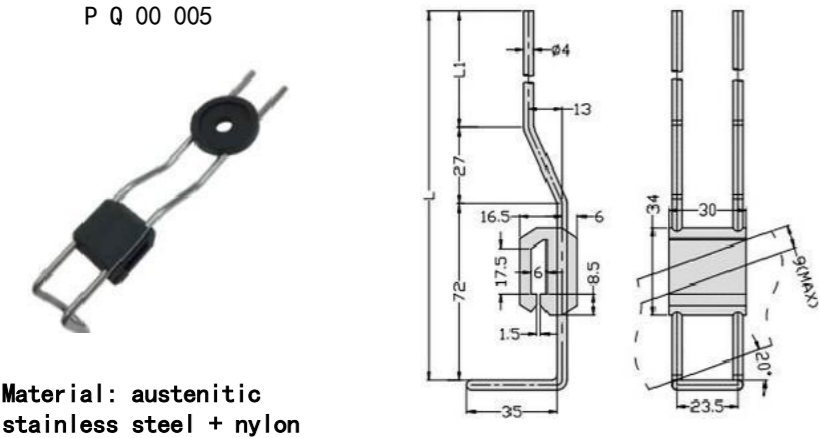
P Q 00 04



Material: austenitic stainless steel + nylon

code	L( mm )	L1( mm )	A( mm )
P Q 00 003	180	103	27
P Q 00 004	200	123	38
P Q 00 005	230	153	27
P Q 00 006	250	170	27
P Q 00 007	310	233	18

P Q 00 005



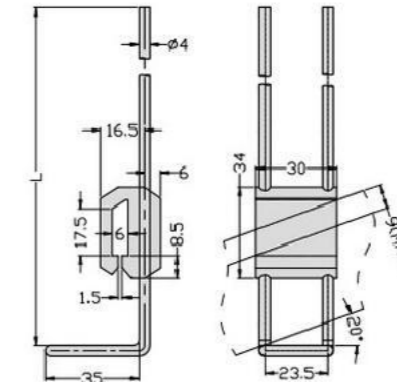
Material: austenitic stainless steel + nylon

code	L( mm )	L1( mm )
P Q 00 005	180	83
P Q 00 005	250	153

P Q 0006



Material: austenitic stainless steel + nylon



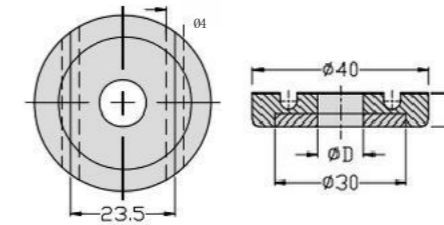
code	L( mm )
PJ 00 06-L1	200
PJ 00 06-L2	245
PJ 00 06-L3	396

**Round mounting pressure plate**

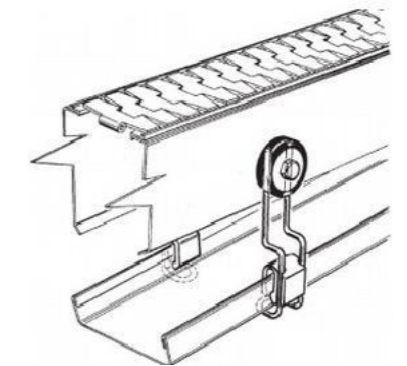
P Q 00 007



Material: austenitic stainless steel + nylon



code	D( mm )
P Q 00 07-Y9	9
P Q 00 07-Y10	10.5

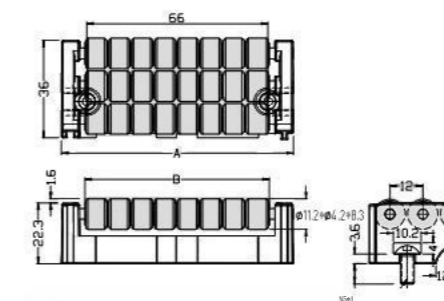


**Rolling transition plate**

P Q 0008

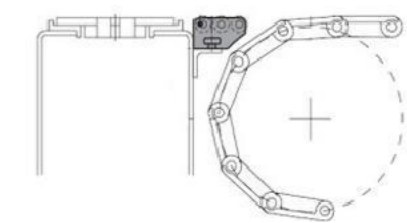
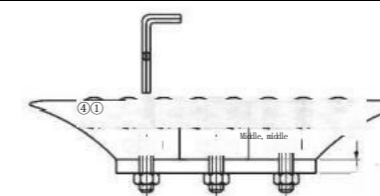
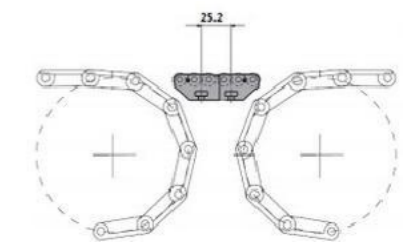


Material: austenitic stainless steel + nylon



code	Δ( mm )	B( mm )	C( mm )	Weight( g )
P Q 00 08	85	66	11	80

material quality: Body POM, ball POM, pin austenitic stainless steel.



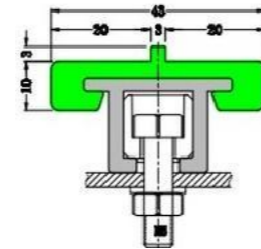
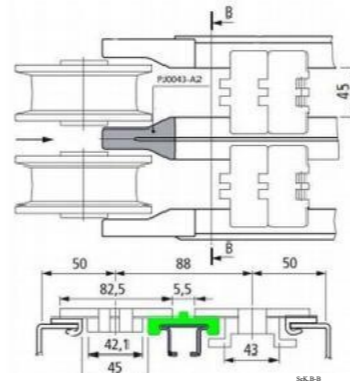
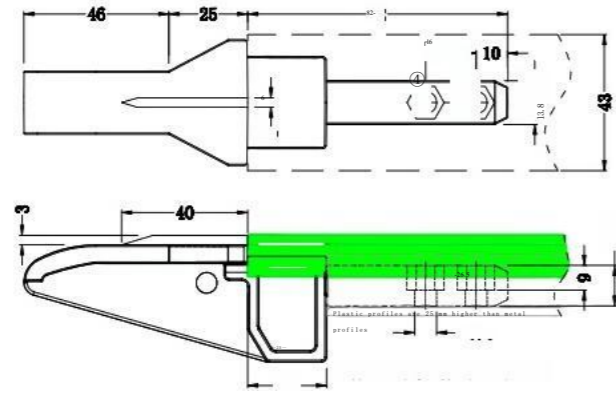


Divide the road and lay the connection head

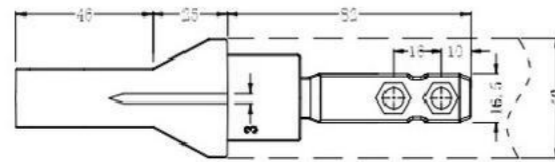
P Q 004 5-A 1



Material: Black nylon

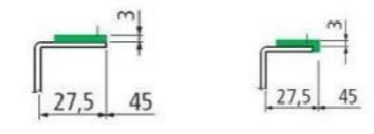
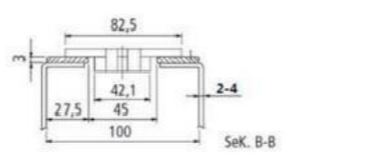
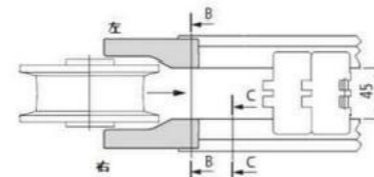
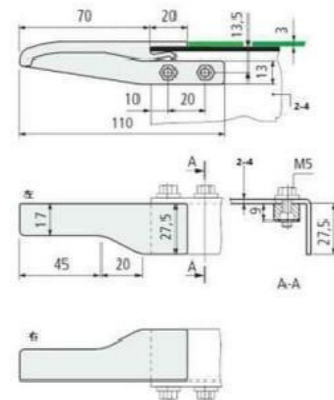
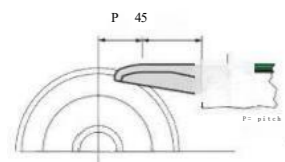


PJ 004 5-A2 (applicable stainless steel profiles)



Flat joint head (side)

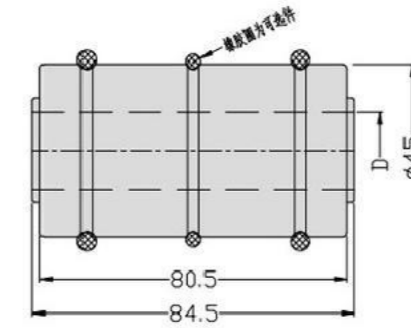
P Q 0045-A3



code	Weight (g)	remarks
P Q 0 04 5	13	
material quality	Black nylon	The left and right sides are a set

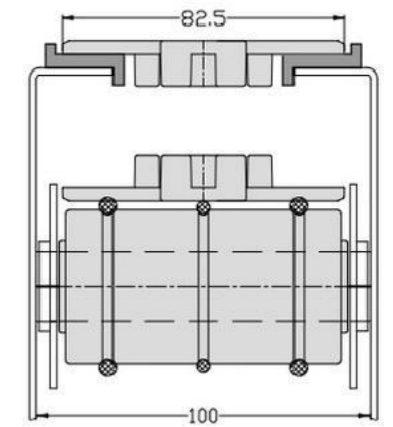
Return wheel (support wheel)

P Q 004 5-A 4

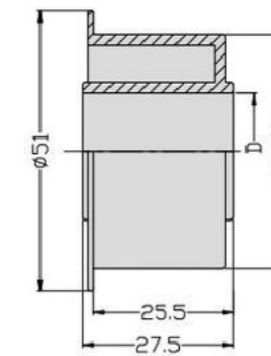


code	D(mm)	Weight (g)
P Q0045- A4	17.2	95
P Q0045- A4	20.2	93

Material: main body: hard rubber PA black



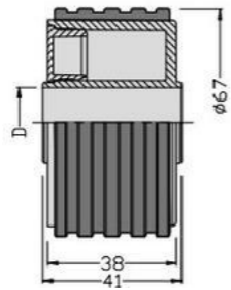
P Q 0025



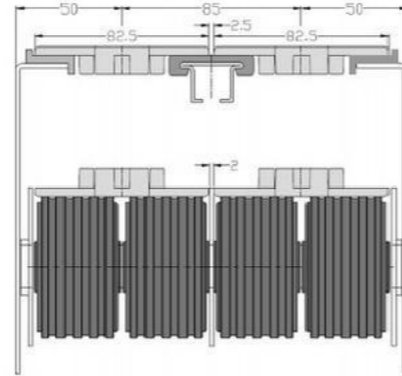
code	material quality	D(mm)	Weight (g)
P Q 0025		16.5	13
PJ0025	PE black	20.5	16

**Silent circuit wheel**

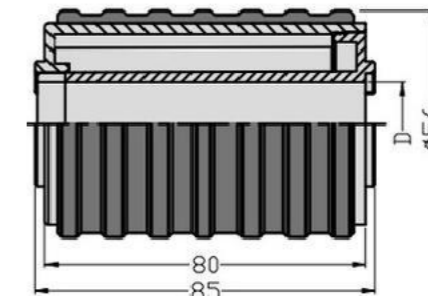
P Q 6741



code	D ( mm )	Weight ( g )
P Q 6741	20.5	60

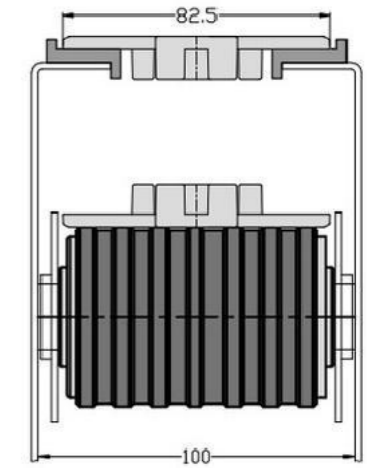


P Q 5685

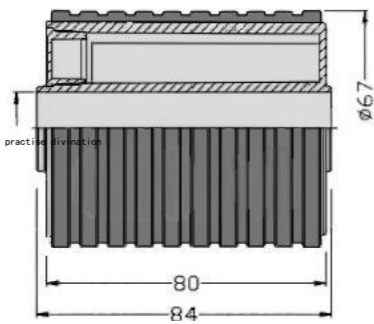


code	D(mm)	Weight (g)
P Q 5685	20.5	90

Material: The main body is hard rubber PE white, and the surface is TPE soft rubber with邵氏 hardness 70.

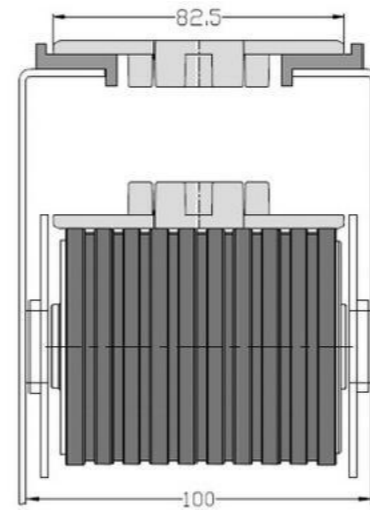


PJ678 5



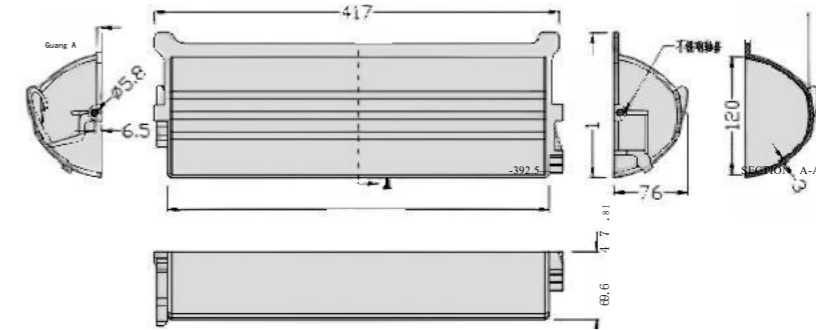

code	D ( mm )	Weight ( g )
P Q 678 5	20.5	116

Material: The main body is hard rubber PE green, the surface is TPE soft rubber with邵氏 hardness 70.



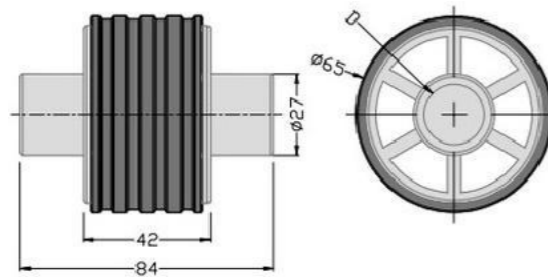
**Raise the hopper**

P Q 090 5



code	material quality	Weight (g)
P Q 090 5	PP	350

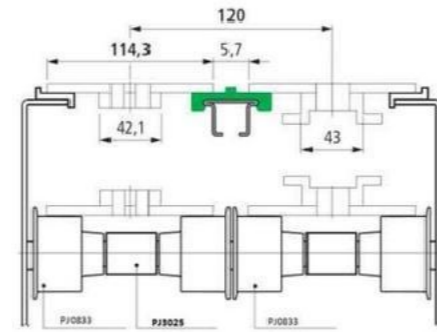
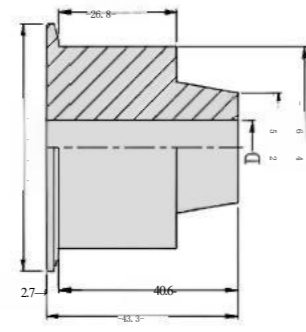
P Q 658 5



code	D ( mm )	Weight ( g )
P Q 658 5	20	70

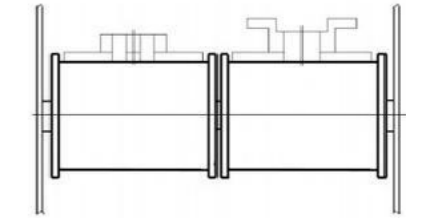
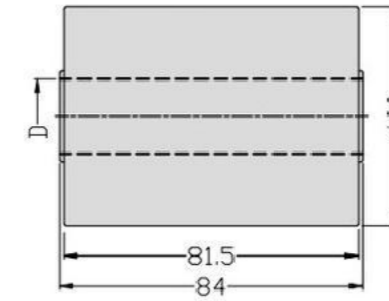


P Q 0833



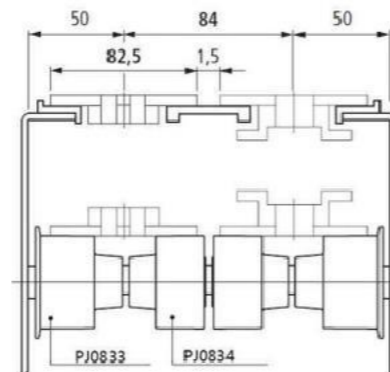
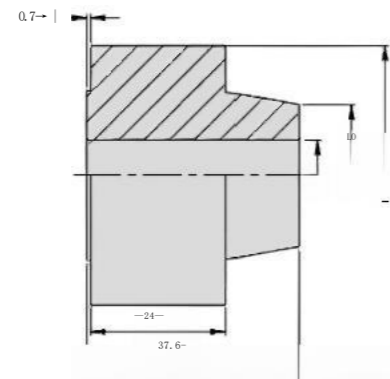
code	D ( mm )	Weight ( g )
P Q 0833	12.2	51

P Q 0554



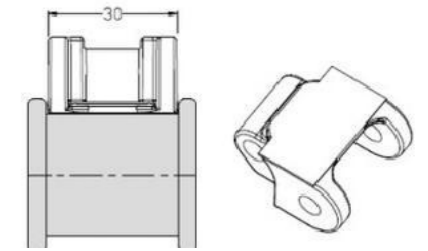
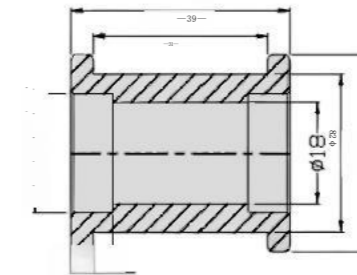
code	D(mm)	Weight (g)
P Q 0554	16.5	75
P Q 0554	20.5	72

PJ0834



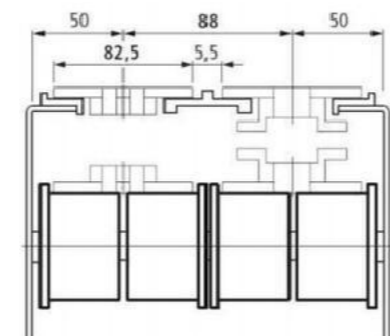
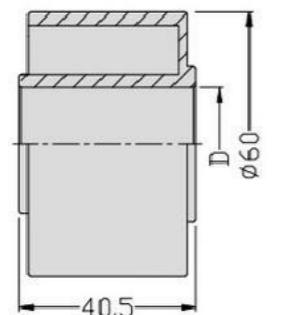

code	D ( mm )	Weight ( g )
P Q 0834	12.2	41

P Q 0832



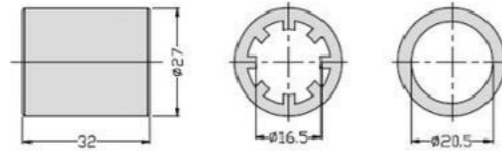
code	name	Weight (g)
P Q 0832	60P circuit wheel	17

P Q 0554

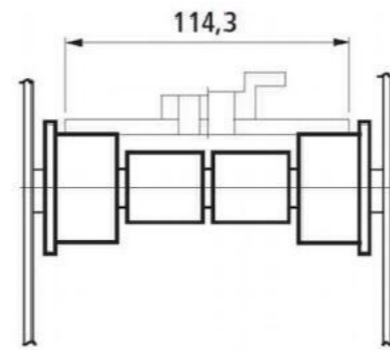


code	D ( mm )	Weight ( g )
P Q0554-1	16.5	40
P Q0554-2	20.5	38

P Q 302 6

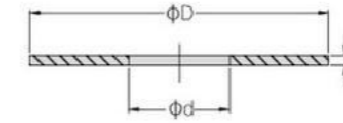


code	material quality	D( mm )	Weight (g)
P Q 302 6-1	PE black	12.2	10
P Q 302 6-2		16.5	9
P Q 302 6-3		18.5	8
P Q 302 6-4		20.5	7.5



**Loop wheel flange**

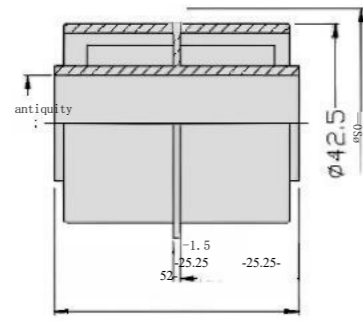
P Q0028-B



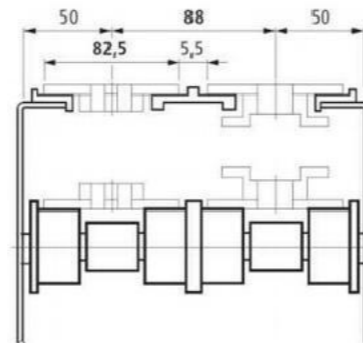
code	d( mm )	D( mm )
P Q0028-B15	20.5	73.6
P Q0028-B16	19	90

Material: PE is purple red/green, special size can be customized

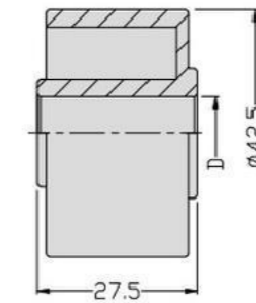
P Q 0026



code	material quality	D(mm)	Weight (g)
P Q0026-1	PE black	16.5	28
P Q0026-2		20.5	22.5

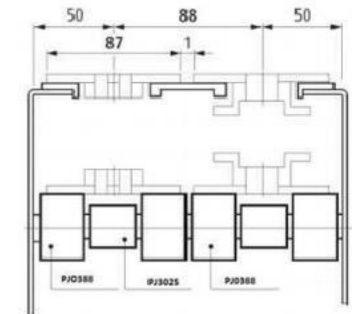


P Q 0388

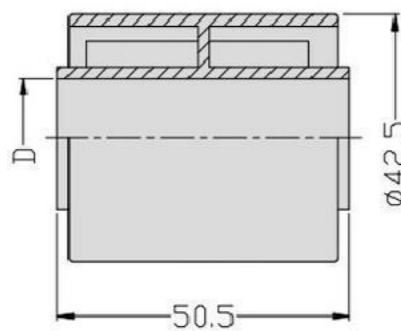


code	D(m)	Weight (g)
P Q0388-1	16.5	17
P Q0388-2	20.5	16

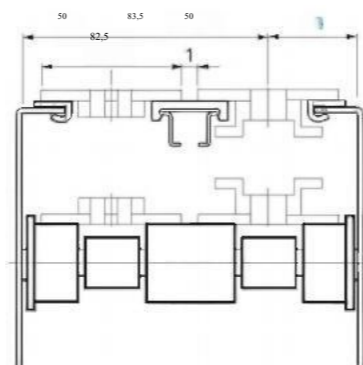
Note: The material is black PE



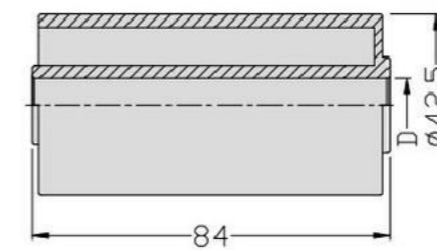
P Q 0027



code	material quality	D( mm )	Weight (g)
P Q0027-1	PE black	16.5	26.5
P Q0027-2		20.5	21

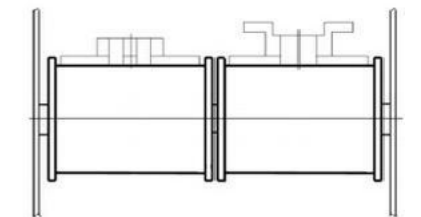


P Q0388-A



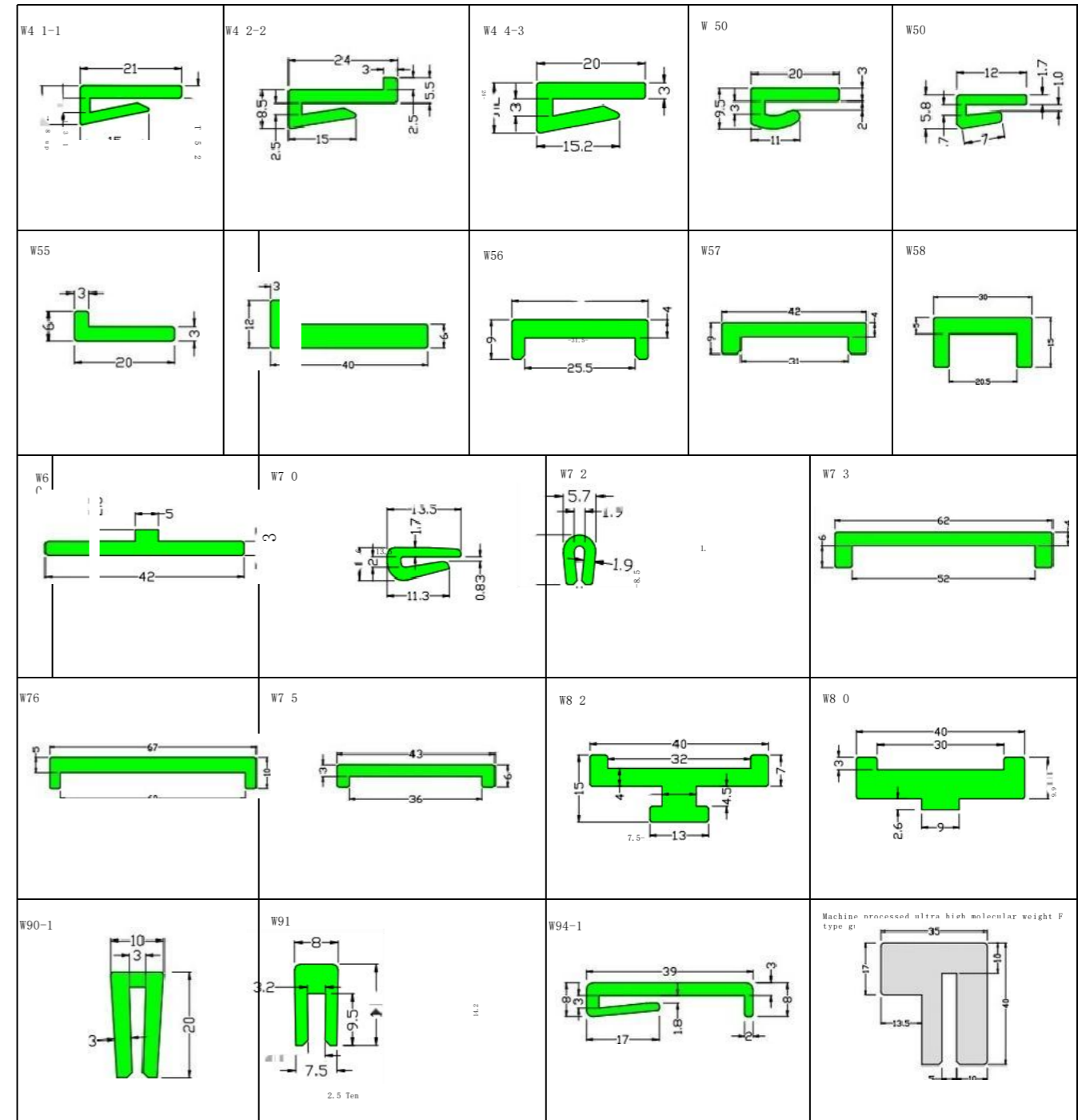
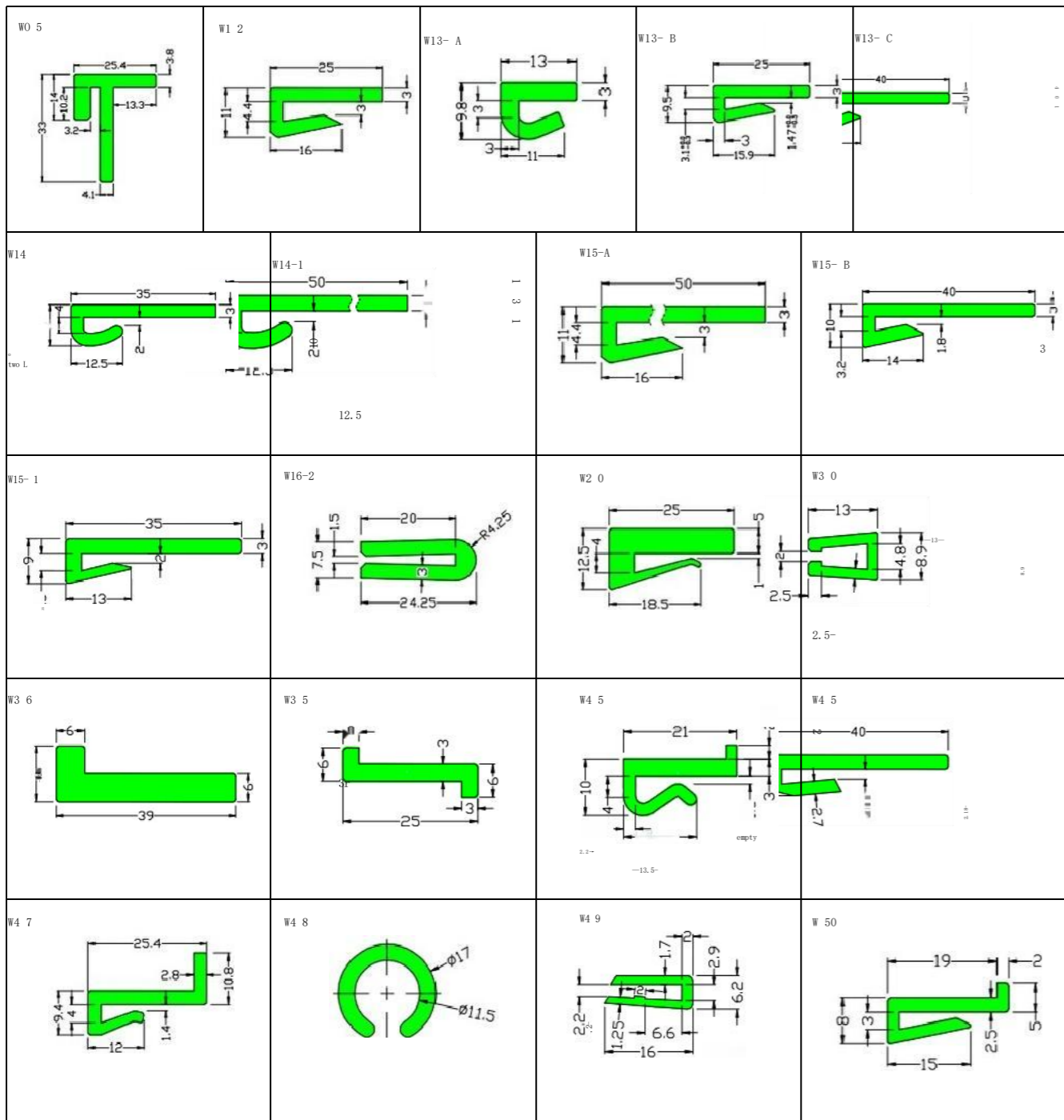
code	D(mm)	Weight (g)
P Q0388-A1	16.5	53
P Q0388-A2	20.5	50

Note: The material is PE black



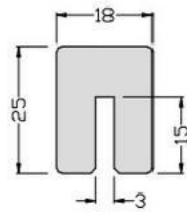
➤ Stripping strips (the length of the strip is 10m, 20m, 50m/ integer multiple of the roll is supplied)

➤ Stripping strips (the length of the strip is 10m, 20m, 50m/ integer multiple of the roll)



➤ Stripping strips (the length of the strip is 10m, 20m, 50m/ integer multiple of the roll is supplied)

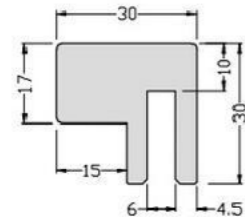
W 3 51



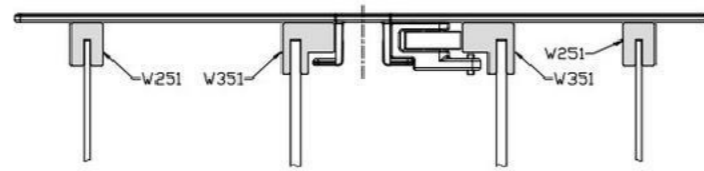
Material: high molecular polyethylene  
Color: White

Packaging specifications: 35 meters/cylinder

W35 2



◆ 1873T series spiral conveyor guide bar

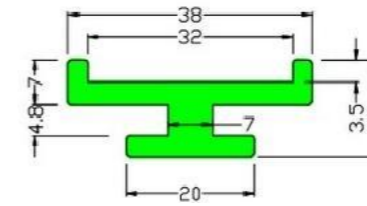


➤ Stripping strips (the length of the strip is 10m, 20m, 50m/ integer multiple of the roll is supplied)

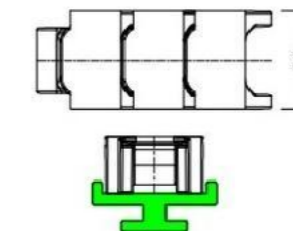
W8 0

Material: high molecular polyethylene  
Color: Green

Packaging specification: 4 meters per branch

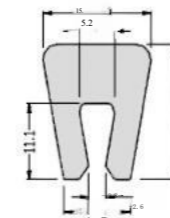


60P chain belt special guide rail



W63 0

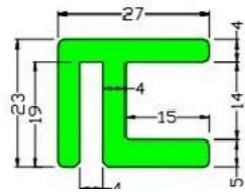
Material: high molecular polyethylene  
Color: White/black  
Packaging specification: 4 meters per branch  
Applicable to 4mm thick steel plate



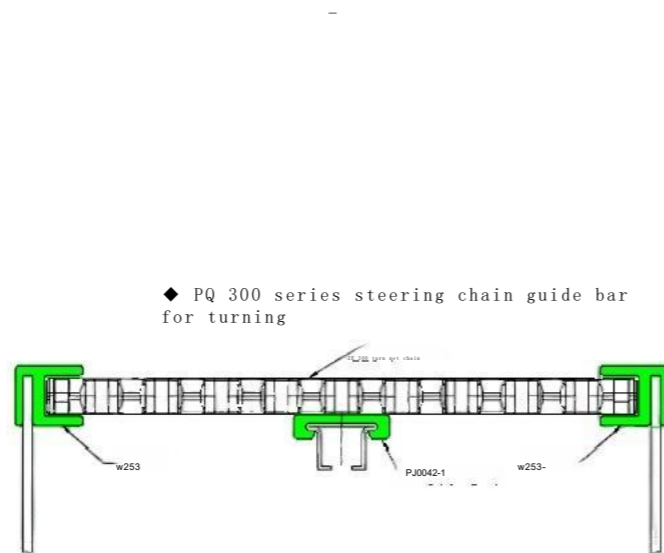
W25 9

Material: high molecular polyethylene  
Color: White

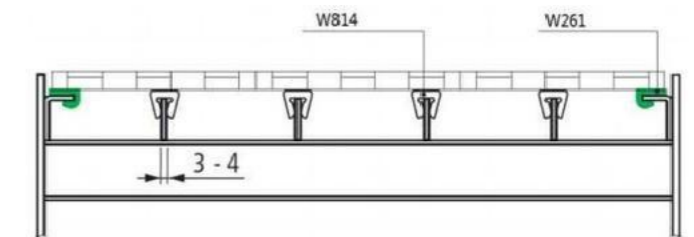
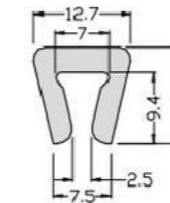
Packaging specifications: 3 meters/branch



◆ PQ 7100 series steering chain guide bar for turning



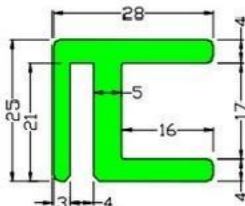
W81 0



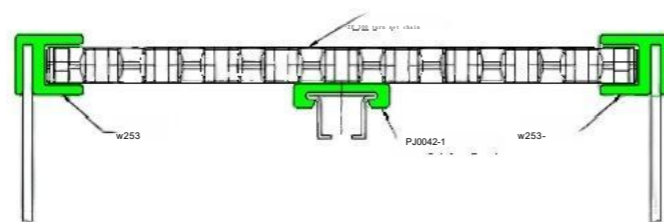
W25 5

Material: high molecular polyethylene  
Color: White

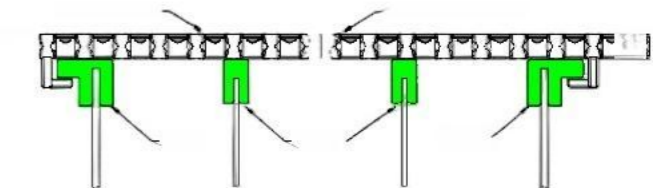
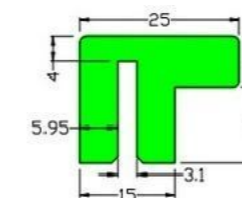
Packaging specifications: 3 meters/branch



◆ PQ 300 series steering chain guide bar for turning



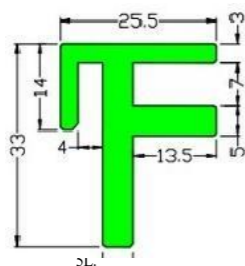
W9 0



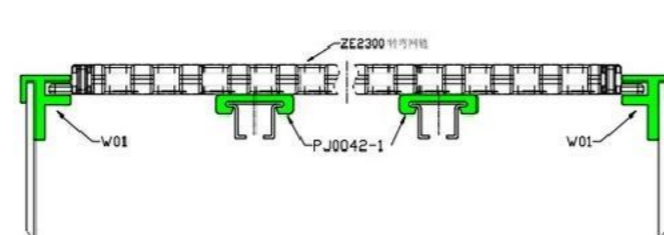
W25 2 machining

Material: high molecular polyethylene  
Color: White

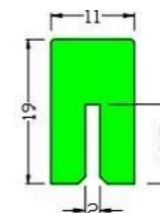
Packaging specifications: 3 meters per branch



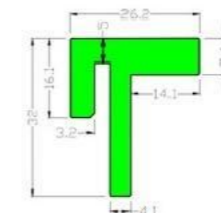
◆ PQ 2300 series steering chain guide bar



W8 2



W0 4



### Extruded profiles and machined products Belt and Weart rip



As a supporting product for conveyor belts, it is designed to support modular mesh belts, synchronous belts, or top plate chains. Made of ultra-high molecular weight polyethylene (10 million molecular weight), it features excellent chemical corrosion resistance, wear resistance, high impact strength, and fracture strength. It also demonstrates superior vibration and noise absorption properties, along with high self-lubrication characteristics.

WearTrip work as support of conveyor belts. They are used together with meshtop, timing belt and tableTop etc. These products are made of UHMWPE, with good resistance to chemical corrosion and abrasion.



### Technical references

#### SUS 202 (standby product)

With high strength and high wear resistance, these chain plates have a polished surface and are equipped with a pin shaft made of AIS 1431 (1.41057).

#### SUS 304 (custom-made product)

This austenitic chromium-nickel stainless steel, with a base performance comparable to 18/8 material, demonstrates exceptional chemical corrosion resistance. It is designed for heavy-duty and high-speed applications requiring smooth conveying of unstable products, offering superior surface characteristics and maximum operational load capacity. The system features AIS 1431 (1.41057) grade pins for precision alignment.

#### SUS 430 (custom-made product)

It has good corrosion resistance and general rigidity, better thermal conductivity than austenite, smaller thermal expansion coefficient than austenite, heat fatigue resistance, addition of stabilizing elements titanium, mechanical properties of weld area.

#### SUS316 (custom-made product)

Full hardened carbon steel, very suitable for glass products and other dry, high wear conditions, with very high working load and excellent wear resistance, these chains are equipped with hard carbon steel pin shafts.

#### SUS 316L (custom-made product)

Austenitic stainless steel demonstrates exceptional resistance to corrosive environments including strong acids and alkalis. Its near-magnetic-free nature makes it ideal for applications where magnetic interference could damage conveying systems, as the equipment features Austenitic stainless steel pins. The material boasts superior smoothness characteristics and maximum operational load capacity, complemented by AIS 1431 (1.41057) grade pins. The unique 1-inch pitch achieves optimal conveying stability with low noise and energy efficiency, making it suitable for wide-bore transmission systems, standard configurations, and high-speed multi-pass or single-pass operations.

**working temperature**

Temperature & Material	carbon steel	stainless steel	austenitic stainless steel	acetal resin	Corrosion resistant resin	Wear-resistant polyamide	Strengthened polyamide
minimum temperature (°C)	-40	-40	-40	-40	0	-40	-20
maximum temperature (°C)	+180	+260	+425*	+80	+100	+120	+120

\* For high temperature applications, please consult our customer service

\* Due to the reduction of mechanical properties and damage to the material, it is only used in dry environment.

**chemical resistance**

chemical reagent	carbon steel	stainless steel	austenitic stainless steel	acetal resin	resistance to chemical attack resin	Wear resistant thermoplastic	UHMWPE
water	▲	big	☆	big	big	big	big
Wang Shui	☒	distinguish	☒	distinguish	distinguish	☆	distinguish
seawater	▲	☆	▲	☆	big	▲	big
suds	☆	big	big	big	big	big	big
chlorine water	▲	☆	☆	big	▲	big	▲
beer	▲	☆	☆	big	big	big	☆
wine	big	big	big	big	big	big	big
ethyl alcohol	☆	☆	☆	big	big	big	big
acetone	▲	☆	big	☆	big	big	big
Amines	☆	☆	big	▲	big	big	big
Aqueous amine	☆	big	big	big	big	big	big
Benzene 3%	distinguish	distinguish	distinguish	big	big	distinguish	big
benzene	big	big	big	big	big	big	big
crude benzene	big	big	☆	big	big	big	☆
hydrochloric acid	▲	☆	▲	☆	big	big	☆
lactic acid	▲	big	☆	big	big	☆	big
carbon tetrachloride	☆	☆	☆	big	▲	☆	☆
chocolate	☆	big	big	▲	☆	▲	▲
citric acid	▲	big	big	▲	☆	▲	▲
formaldehyde	☆	big	big	big	big	big	▲
Acid 1 0%	▲	▲	▲	▲	big	big	▲
fruit juice	▲	☆	☆	big	big	big	big
gasoline	☆	☆	big	big	☆	big	☆
2% hydrochloric acid	▲	▲	▲	▲	big	▲	big
37% hydrochloric acid	▲	▲	▲	▲	big	▲	big
perhydrol	▲	☆	☆	▲	☆	▲	☆
iodine	▲	▲	▲	▲	▲	▲	▲
mustard	big	big	big	▲	☆	▲	▲

chemical reagent	carbon steel	stainless steel	austenitic stainless steel	acetal resin	resistance to chemical attack resin	Wear resistant thermoplastic	UHMWPE
hydrogen nitrate	▲	big	big	▲	big	▲	☆
oil	big	big	big	big	▲	▲	▲
Plants/minerals	big	big	big	big	big	big	big
ceresin wax	big	big	big	big	☆	big	big
ortho-phosphoric acid	▲	big	big	☆	big	big	big
sodium chloride	▲	☆	▲	big	☆	big	big
caustic soda	▲	big	big	▲	☆	distinguish	big
chlorox	▲	☆	▲	▲	big	big	big
soft drinks	☆	big	big	big	☆	big	big
Sulfuric acid 4 0%	▲	▲	▲	▲	big	▲	☆
methylbenzene	distinguish	distinguish	distinguish	☆	☆	☒	▲
vegetable juice	☆	big	big	☆	☆	☆	big

Figure ☆=applicable ☆=relatively applicable ▲=not applicable Zone = pending

\* The data in this table are from the test results of samples not subject to conditions and are only for reference.

## Introduction to plastic modification methods

### Add modification

The addition of small molecules of inorganic or organic substances to a polymer by physical or chemical action to achieve the desired effect.

The main functions of inorganic additives are: filling, strengthening, high and low temperature resistance, acid resistance, flame retardation, coloring, nucleation and crystal modification of materials; the main functions of organic additives are: plasticization, oxidation resistance, improve light stability, prolong life, anti-static and increase conductivity.

### Co-mixing modification

Two or more polymer compounds with similar properties (including plastics and rubber) are blended in specific proportions to create polymer composites, thereby modifying their original characteristics. The primary functions of blending and modification include: eliminating the limitations of single plastic varieties while integrating the advantages of various plastics. By incorporating high-elasticity rubber or impact-resistant plastics into a single resin, the impact resistance of the material can be significantly enhanced.

### Co-graft modification

When two or more incompatible monomers react with a polymer in a compatible agent and under a specific environment (high pressure, high temperature), a copolymer is obtained. Plastic composites are also called polymer alloys, which can improve the original performance compared with modified composites.

### Resistant to ultraviolet (UV) weathering and oxidation

Polymer materials undergo self-catalyzed degradation (aging) in atmospheric environments including sunlight (UV), heat, and oxygen. To extend the service life of engineering plastics, it is essential to suppress the chain reaction of reactive free radicals, thereby preventing premature aging or slowing down the photo-oxidative degradation rate of polymers. In accordance with China's national standard GB/T14522-2008, continuous artificial climate aging tests and natural climate aging evaluations have been conducted, with ongoing optimization of modified formulations for engineering plastics.

resin	photooxidation	thermal oxidization	Ozone oxidation	Water degradation
PE	bad	approve	ample	ample
PP	bad	bad	ample	ample
PS	bad	good people	ample	ample
PVC	approve	approve	ample	good people
POM	bad	bad	good people	approve
PPO	bad	approve	ample	ample
PMMA	ample	good people	ample	ample
PA 6	approve	approve	ample	approve

### low temperature resistant

In winter, the temperature in northern China is low-40°C. In the environment of rapid cold storage (fishery, meat processing, etc.), engineering plastics will produce cold brittleness (the internal organization of polymer glass), and the impact resistance and toughness will be seriously reduced.

## Impact strength of some engineering plastics at different low temperatures

Variety materials	Sample status	test temperature °C				
		23°C	-5°C	-15°C	-25°C	-40°C
high pressure polyethylene	No gap	16.1	46.7	50.5	66.4	79.1
High and low voltage mixed modified polyethylene	No gap	29	29.4	30.7	29.3	38.7
sulan	No gap	64.7	18.5	7.4	6.1	6.2
Modified polypropylene	breach	8.9	6.6	6.4	6.2	5.8
polystyrene	No gap	13.2	5.6	5.6	5	4.6
Modified polystyrene	No gap	23	20.1	19.6	13.8	18.4
domestic ABS	No gap	35.3	32.4	35.9	27.6	24.9
372 Acrylic plastic	breach	2.7	2.4	<b>2.8</b>	1.7	24.9
Nylon 6A 6	breach	33.2	6	3.1	3.2	2.4
Strengthen the nylon	breach	9.6	6.7	5.2	4.7	5.5
Nylon 1010	breach	3.7	3.3	4.2	3.4	3.2
Daicel	breach	12	12	7.9	8.1	6.5

### inflamming retarding

Many polymers are flammable, with a horizontal combustion speed of about 37 mm/min, which is limited in many industrial applications. The American standard UL-94 has formulated corresponding regulations for flame retardation. The modified products tested are non-toxic, smokeless, and non-corrosive in the molten state.

#### ◆ UL-94 standard

Test method: Observe the combustion of plastic in direct contact with fire source, and analyze the fire resistance.

The V-0 grade was extinguished within 10 seconds after ignition and did not ignite the cotton below 30 cm.

The V-1 stage is extinguished within 10-30 seconds of firing and does not ignite the cotton below 30 cm.

The V-2 stage is extinguished within 30 seconds of firing, but can ignite the cotton below 30 cm.

### antistatic

Engineering plastics typically exhibit high insulation properties. However, the static electricity generated during friction during transportation can lead to ash adhesion and spark generation. While these high insulation characteristics are advantageous, they also result in poor electromagnetic shielding, which may cause false triggering of photoelectric sensors in conveying systems and abnormal visual/sound anomalies during monitoring. Surface treatment improvements effectively eliminate static electricity generated during transportation processes.

Volume resistivity Ω.cm	Electrification phenomenon	Application purpose	give an example
>10 <sup>8</sup>	static electricity	Insulating products	cable
10 <sup>7</sup> -10 <sup>8</sup>	static electricity	Prevent the harm of static electricity	Diaphragm, conveying environment with high cleanliness requirements
10 <sup>6</sup> -10 <sup>7</sup>	Charge decay rapidly	Prevent the harm of static electricity	Packaging diaphragm
10 <sup>5</sup> -10 <sup>6</sup>	Not charged	Prevent static charge accumulation	electronic component
10 <sup>4</sup> -10 <sup>5</sup>	Not charged	Give it conductivity	Explosion-proof environment
100	Not charged	electromagnetic shielding	Photoelectric conduction requires high transmission and electrical shell

**Technical data (web material)**

Common standards Webbing material	code name	description	Food grade certification	density	temperature range
Polypropylene	PP	Thermoplastic material, acid and alkali corrosion resistance, avoid impact below 10°C	EU, FDA	0.9	5°C to 105°C
Polyethylene	PE	Thermoplastic material, suitable for low temperature and high impact conditions, acid and alkali corrosion resistance	EU, FDA	0.94	-70°C to 65°C
Polyformaldehyde	POM	The thermoplastic material has the characteristics of high strength and low friction coefficient, with impact and shear resistant surfaces. It is suitable for high load and low temperature applications, with good oil and alkali resistance characteristics. It is not suitable for long-term contact with high concentration acid and chlorine.	EU, FDA	1.42	Humid environment: -40°C to 60°C Dry environment: -40°C to 90°C
Polyamide	PA	Thermoplastic material, with high strength and wear characteristics, suitable for use in high load dry and high temperature environment	EU	1.14	Dry environment: -46°C to 130°C
Antistatic polymer polypropylene	PP+AS	The thermoplastic material reduces the surface charge of the mesh belt to reduce dust accumulation and charging of the mesh belt		0.9	5°C to 105°C
Conductive resistivity resistant high molecular polypropylene	PP+FC	The thermoplastic material has low resistance and high flame retardant characteristics, and the anti-static meets DIN EN61340 standard, and the flame retardant characteristics meet DIN3501 standard.		1.11	5°C to 80°C
Conductive polymer polypropylene	POM+AS	The material of thermoplastic has the characteristics of low surface resistance, which can reduce dust accumulation and charging of the mesh belt. It is suitable for high load and low temperature applications. The material has high strength, low friction coefficient and anti-slip surface.		1.42	Humid environment: -40°C to 60°C Dry environment: -40°C to 90°C
Impact resistant polymer polyformaldehyde	POM+IM	Thermoplastic material, with good impact and shear surface, suitable for meat cutting and high impact occasions, anti-oil and alkali, can not be in contact with acid for a long time	EU, FDA	1.42	Humid environment: -40°C to 60°C Dry environment: -40°C to 90°C
Fatigue resistant polymer polyformaldehyde	POM+JM	The material of thermoplastic is characterized by high strength, low friction coefficient and anti-fatigue. It is resistant to oil and alkali, and can not be in contact with acid for a long time		1.42	Humid environment: 0°C to 60°C Dry environment: -40°C to 90°C
Wear-resistant polymer polyformaldehyde	POM+PK	The material of thermoplastic is characterized by high strength, low friction coefficient and anti-fatigue. It is resistant to oil and alkali, and can not be in contact with acid for a long time		1.42	Humid environment: -40°C to 66°C Dry environment: -40°C to 82°C
High molecular polyformaldehyde with high UV resistance	POM+UV	The thermoplastic material has the characteristics of anti-ultraviolet radiation, especially suitable for outdoor use. The material has the characteristics of high strength and low friction coefficient, suitable for high load and low temperature applications.		1.42	Humid environment: -40°C to 60°C Dry environment: -40°C to 90°C
Strengthened polymer polyamide (nylon)	PA+HT	Strengthened thermoplastic, the material has high strength and high toughness characteristics, suitable for use in high temperature environment, the material has been improved to maintain stable performance in high temperature environment.		1.41	Dry environment: 0°C to 170°C (200°C in a short time)
Super high temperature resistant material	ST	The improved thermoplastic material has excellent high temperature and hydrolysis resistance, which is suitable for the use of lightweight conveyors in high temperature environment. The material has been improved with special additives to improve the high temperature resistance and flame retardant grade UL 94V0	EU, FDA	1.65	Dry environment: 0°C to 200°C (240°C in a short time)

Customers can choose different forms of network band, accessories, colors and materials

High-efficiency mesh belt materials: PP+DE/PE+DE/POM+DE. Gold-certified machine detectable materials: P+EG/POM+EG. High-conductivity materials: PP+GR. Submerged-specific materials: • PP+HW. Heat-resistant materials: PP+H15/PE+H15. Antibacterial materials: • PP+FR/PBT+FR. Flame-retardant materials (DIN EN13501): • POML self-lubricating low-friction material: POM+LF. Ultra-low friction material: POMU. Reinforced materials: • PA+GF reinforced material; • PA+HN anti-adhesive reinforced material; • PA+IM impact-resistant material; • PA612 reinforced material; • TPE anti-slip material; • TPE+FR anti-slip flame-retardant material; • TPV low-hardness material

**color code**

The Pengqian series offers a variety of colors, though not all listed in the table below. For standard color options, please refer to the available colors for each product in this brochure. The table below displays all available colors along with their corresponding RAL (Rohde & Co.) or PT (Panasonic Color Institute) color codes. \*Actual product colors may vary from the listed samples.

Color example	color code	Color name	Close to RAL (Rauer) or PT (Panasonic Color) color code
	W1	White only	-
	W2	ivory	RAL 9003
	R1	Big red	RAL 3028
	R2	hyacinth	RAL 2004
	R3	orange	PT 715C
	H1	giltous	RAL 1021
	Y1	dark grey	RAL 7026
	Y2	Medium grey	RAL 7012
	K1	black	RAL 9005
	B2	Light beige	PT 406C
	B0	Medium brown	PT 4715C
	B1	Dark beige	PT 411C
	C0	Blue	PT 293C
	C1	mazarine	PT 2757C
	C2	royalblue	PT 286C
	G1	bottle green	PT 3272C
	G2	atrovirens	PT 316C
	P1	modena	RAL 4007



鹏骞传动  
PENGQIAN TRANSMISSION

质量第一  
客户至上



2025



产品手册  
PRODUCT MANUAL

