



山东省德州市金宇机械有限公司  
SHANDONG JINYU MACHINERY CO.,LTD



官网



Web

地址：山东省德州市德城区前小屯路8号  
电话：0534-2745030 0534-2745067  
传真：0534-2358601  
技术部：0534-2745002  
网址：www.sdjysg.com  
邮箱：jinyusigan@126.com

Add: No.8, Qianxiaotun Road, Decheng District,  
Dezhou City, Shandong Province  
Cell: 86-18963003132  
Fax: 0534-2358601  
http:www.sdjymachinery.com  
E-mail:Crystal@sdjymachinery.com

中国·山东  
SHANDONG·CHINA

山东省德州市金宇机械有限公司  
SHANDONG JINYU MACHINERY CO.,LTD

## Company Profile 公司简介

山东省德州市金宇机械有限公司，始建于1984，是国内一家专业从事各类丝杆升降机、电动推杆、转向箱、伺服电动缸、太阳能回转减速机等系列产品的制造商。是山东地区重型、大吨位丝杆升降机生产基地。公司占地面积98亩，厂房建筑面积5.5万平方米，职工258人，高级工程师18人，质检人员8人。

公司技术力量雄厚，检测手段完善，公司拥有大型Y31125滚齿机5台，大型Y31200滚齿机2台，中捷T6118镗床6台，精密数控机床28台，立式VS-1170加工中心8台，数控包络专机4台，二次包络专机18台，汉江S7732蜗杆磨床8台，其余各类加工设备130多台，可承接各种丝杆升降机、电动推杆、转向箱等系列产品的设计改造工程。

公司一贯奉行“诚实、守信、做百年企业”的经营宗旨，坚持“质量第一，用户至上”的原则，诚信天下，用户第一，追求卓越，勇攀高峰。欢迎各界人士到公司参观洽谈指导。

Shandong Jinyu Machinery Co., Ltd., founded in 1984, as a professionally qualified manufacturer in all kinds of screw jack, linear actuator, gearbox, servo electric cylinder, solar slewing reducer series products, is production base for heavy, large-tonnage screw lift in Shandong. The company covers area of 18 acres, with 55 thousand m2 for factory, 258 staff, 18 senior engineers, 8 quality inspection personnel.

With strong technological strength, perfect testing methods, the Company covers 5 large-sized Y31125, gear hobbing machines, 2 large-sized Y31200 gear hobbing machines, 6 Zhongjie T6118 boring mills, 28 precise numerical control machine tools, 8 vertical VS-1170 processing center, 4 numerical control envelop machines, 18 secondary envelop machines, 8 Hanjiang S7732 worm grinder, more than 130 other processing equipments, the company could undertake all kinds of screw jack, linear actuator, gearbox and other series of products design and transformation projects.

The Company always keeps the management aim at "Honest, Keeping Faith, to be a Century Enterprise", sticks to the principle of "Quality First, Users Foremost", honest throughout the world, first to users, pursuing excellence and striving for top end in the field. Sincerely we wish you to visit our company.

## Enterprise Culture 企业文化

To provide you to the high-end, high efficiency, low prices, high quality products!  
为您提供高端、高效、低价的优质产品!

企业核心价值观：精益求精 追求卓越 务实稳健 上下同心 团队协作 百年金宇

企业经营理念：高品质的产品，超一流的服务，为客户创造最大价值

企业经营宗旨：以精品质量求生存，以先进科技求进步，  
以高端人才求发展，以诚实守信赢客户。

企业质量方针：产品合格率100%，顾客满意率100%

企业愿景：让最好的企业成为我们的客户，让我们的客户成为最好的企业；  
让最优秀的人才成为我们的员工，让我们的员工成为最优秀的人才；  
成就员工梦想，成就客户所托！



Enterprise Core Values: Lean Innovation Pursuit Excellence  
Pragmatic Robust In Unison Solidarity team collaboration  
Hundred years Jin Yu

Enterprise Management Principle: high quality products, superior service, create maximum value for customers

Enterprise Management Tenet: strives for the survival by the fine quality, strives for advance by science and technology progress, strives for development by elegant talent, strives for customers by honesty and trustworthiness.

Enterprise Quality Policy: product qualified rate of 100 percent, customer satisfaction rate of 100 percent

Enterprise vision: Let the best enterprise become our customers; let our customers become the best enterprise; let the most excellent talents become our staff, let our staffs become the most excellent talents; Employees dream, Commit the customer!



主人翁精神  
领导才能  
诚实正直  
积极求胜  
信任




# Enterprise Honor

## 企业荣誉

30年创新无限  
30 years of endless innovation

30年金字品质传承  
30 years Jin Yu quality carries on

30年专注减速机事业  
30 years focus solely on reducer



## 丝杆升降机 Screw Jack

丝杆升降机是一种基础起重部件, 承载能力0.5-650T。具有结构紧凑, 体积小、重量轻、动力源广泛、无噪音、安装方便、使用灵活、功能多。配套形式多、可靠性高、使用寿命长等许多优点。具有提升、降落、推进、翻转等多种功能。可以单台或组合使用, 能按一定程序准确的控制调整提升或推进的高度, 可以用电动机或其他动力直接带动。也可以手动, 最高输入转速1500r/min, 最大提升速度2.7m/min。有不同的结构型式和装配方式, 提升高度按用户的要求制造。

### 应用范围

该产品可广泛用于机械、冶金、建筑、水利、化工、医疗、文化卫生等各个行业。如: 机械加工上的重压紧固装置升降台、翻转装置及塑料加工机器等; 安装和维修用爬梯和工具升降架、机车维修升降台位; 轧机滚道间隙调整、管材或板材运送位置的调整; 铸造启模或混凝土造型; 冶炼方面用于调整电极、热液体浇铸; 建筑方面用于移动设备和组合成品的模板, 可升降的窗户、墙壁、围墙等; 文化卫生方面可升降舞台、调整游泳池的地面高度、调整手术台高度、水利方面用于书库的闸门和保护板; 科研方面用于不能用人力调整的运动等。



### Performance characteristics

The screw jack is a basic lifting component with a load capacity of 0.5-650T. The utility model has the advantages of compact structure, small volume, light weight, wide power source, no noise, convenient installation, flexible use and many functions. There are many advantages such as multiple forms, high reliability and long service life. It has many functions such as lifting, landing, pushing and flipping. It can be used in single or combination, and can adjust the height of lifting or pushing according to a certain program. It can be directly driven by electric motor or other power. It can also be manually operated with a maximum input speed of 1500r/min and a maximum lifting speed of 2.7m/min. There are different structural types and assembly methods, and the height of promotion is customized according to the requirements of the user.

### Application range

This product can be widely used in machinery, metallurgy, construction, water conservancy, chemical, medical, cultural and health industries. Such as: heavy-duty fastening device lifting table, turning device and plastic processing machine on machining; installation and maintenance ladder and tool lifting frame, locomotive maintenance lifting table; rolling mill track clearance adjustment, pipe or plate conveying position Adjustment; casting mold or concrete modeling; smelting for adjusting electrodes, hot liquid casting; construction for mobile equipment and composite products template, lifting windows, walls, walls, etc.; cultural and health aspects can be raised and lowered stage, adjustment The height of the swimming pool, the height of the operating table, the gates and protective plates used for the library in water conservancy, and the scientific research for sports that cannot be adjusted by manpower.

### 梯形丝杆升降机

低速、低频率

梯形丝杆升降机适用于低速低频率的场合, 主要构成部件为: 精密梯形丝杆副与高精度蜗轮蜗杆副。

1、价格经济、结构紧凑、操作简单、保养方便。

2、低速、低频率:

主要用于大负荷、低速与无需频繁工作的场所。

3、保持载重: 梯形丝杆具有自动锁定功能, 即使没有制动装置也可保持载重。

### Trapezoidal screw jack

Low speed, low frequency

The Trapezoidal screw jack is suitable for low speed and low frequency situations. Main components: precision ladder wire rod pair and high precision worm gear worm pair

1. Economical  
Compact design, easy operation, convenient maintenance

2. Low speed, low frequency  
Be suitable for heavy load, low speed, low service frequency

3. Self-lock  
Trapezoid screw has self-lock function, it can hold up load without braking device when screw stops traveling

### 滚珠丝杆型

高速、高频率

滚珠丝杆升降机适用于高速, 高频率和高性能的装置中, 主要构成部件为精密滚珠丝杆副与高精度蜗轮蜗杆副。

1、高效率: 只需很小的驱动源, 就可以产生很大的推动力。

2、高速化: 与梯形丝杆相比, 速度有很大提高, 能轻松而高速地运转。

3、使用寿命长: 采用高质量的滚珠丝杆, 使其工作寿命提高3倍以上。

### General ball screw

High speed, high frequency

Ball screw lift is suitable for high speed, high frequency and high performance devices. Main components: precision ball screw pair and high precision worm gear worm pair

1. High efficiency  
Rolling friction improve efficiency greatly, only a little drive power can generate great thrust force

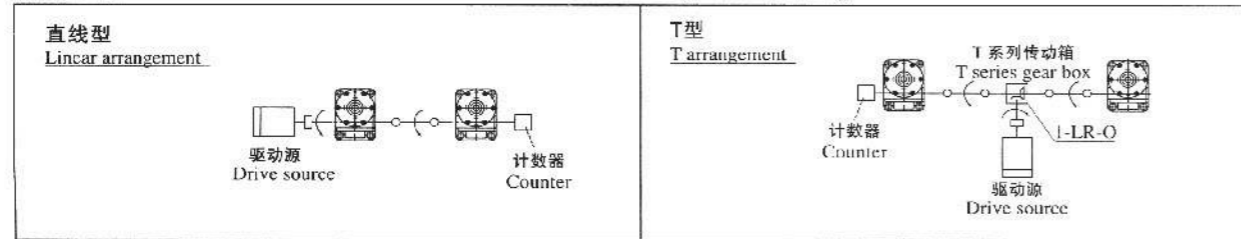
2. High speed  
Compared with ladder screw, the speed is greatly improved and can run easily and at high speed

3. Lifetime longer  
The service life of the ball screw is long, and the working life of the ball screw is improved by more than 3 times by adopting a high-quality ball screw



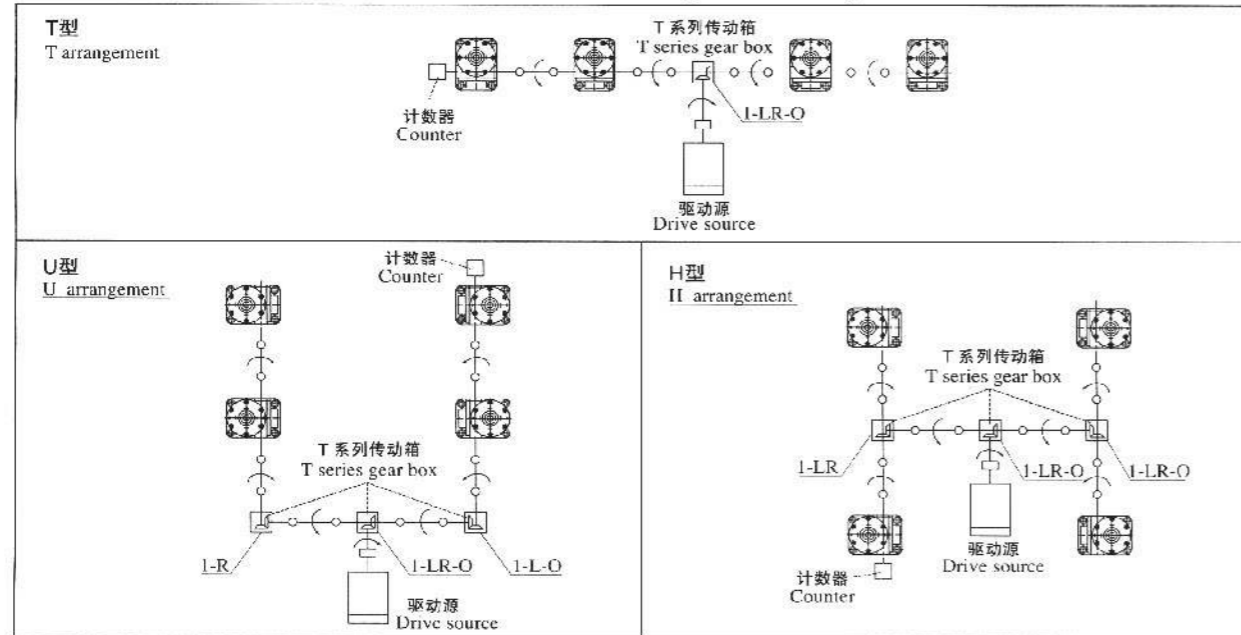
应用示例：  
两台连动：

Application example:  
Two gear boxes linking:



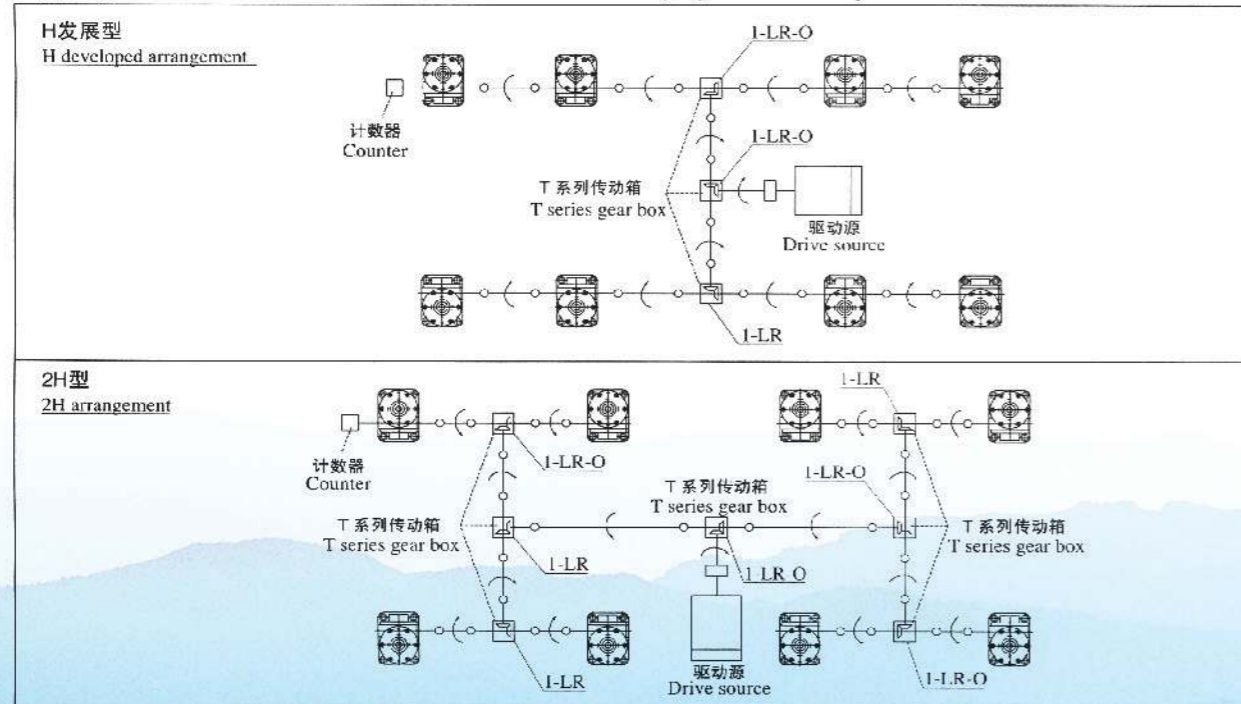
四台连动：

Four gear boxes linking:



八台连动：

Eight gear boxes linking:



TP系列  
TP Series



JWM系列  
JWM Series



QWL系列  
QWL Series



摆动式丝杆升降机  
Swing Type



JWB系列  
JWB Series



HSE系列  
HSE Series



II型JWB 系列  
II JWB Series



SWL系列  
SWL Series



## 齿轮齿条快速升降机 Rack Jack

### 机器的结构及性能

1、机器是由齿轮和齿条组成的齿轮箱与连接轴组合的结构，使用上/下操作时维持上部和下部表面同步的单元。

2、齿轮箱内部几个齿轮相互啮合运转，因此几乎不产生噪音。

3、上/下运动时，在收到50%的内部偏压时也可以正常运作。

4、它的导轨是以单元形式组成，部件的规格化使部件更换迅速，容易维修。

### 机器特点：

1、高品质及简单化的设计

部件小巧、耐久性强，只需定期注入润滑油。可以根据设计者的要求组装，减少设计时间。

2、运转轻快，器械音低

上/下动作时运转轻快声音小。齿轮和齿条的结构保证了极好的啮合，环境恶劣也可保持同步。

3、适用范围广

适用于生产线组装工程或物流线（自动仓库）等一般产业机器装备。

4、可在洁净室使用

机器的优良品质及独特的结构，可在要求无尘的环境使用。

### 机器的用途

1、输送机用升降机

2、平面升降

3、自动仓库用出-入库起始位置升降

4、叉车

5、球型直线导轨代用导轨单元（IP系列）

6、玻璃升降装置（洁净室型）

7、玻璃PIN-UP装置（洁净室型）

8、检查设备用升降系统

9、其他自动化机器及工业机器升降系统

### Machine structure and performance

1. The machine is a combination of a gear box composed of a gear and a rack and a connecting shaft, and a unit that maintains the synchronization of the upper and lower surfaces when the upper/lower operation is performed.

2. Several gears inside the gearbox mesh with each other, so almost no noise is generated.

3. When moving up/down, it can work normally when receiving 50% internal bias.

4. Its guide rail is composed of unit form, and the specification of the components makes the parts change quickly and easy to repair.

### Machine features:

1. High quality and simple design

The parts are small and durable, so you only need to inject lubricant regularly. Can be assembled according to the designer's requirements, reducing design time.

2. Running light, low instrument sound

The operation is light and fast when moving up/down. The structure of the gears and racks ensures excellent meshing and the environment is kept in sync.

3. A wide range of applications

It is suitable for general industrial machinery and equipment such as production line assembly engineering or logistics line (automatic warehouse).

4. Can be used in the clean room

The machine's excellent quality and unique structure can be used in a dust-free environment.

### Use of the machine

1. Conveyor lift

2. plane lift

3. Automatic warehouse use - the starting position of the warehouse

4. Forklift

5. Spherical linear guide alternative rail unit (ip series)

6. Glass lifting device (clean room type)

7. Glass pin-up device (clean room type)

8. Inspection equipment lifting system

9. Other automated machines and industrial machine lifting systems



## 转向箱 Bevel gearbox

### 转向箱

转向箱，是一种动力传达机构，属于减速机中的一个系列，在工业领域有很广泛的应用。转向箱目前已经实现了标准化和规格多样化。转向箱有单轴、双横轴、单纵轴、双纵轴可选。速比1:1、1.5:1、2:1、2.5:1、3:1、4:1、5:1全部为实际传动比。转向箱可以正反运转，低速或高速传动平稳。转向箱当速比不是1:1时，横轴输入、纵轴输出为减速，纵轴输入、横轴输出为增速。转向箱产品型号有：T系列，TB系列，ARA系列以及HD系列，其中T系列最为常用。

T型转向箱以独特的传动方式和高质量的产品性能，备受用户的青睐，转向箱箱体采用优质铝合金方箱外形，采用高纯度合金钢20CrMnTi渗碳淬火齿轮、合金钢调质主轴、滚锥轴承、双封唇片油封。具有外型美观大方，适应性强，散热性能好，承载能力强，使用寿命长等多重优点。

T型转向箱安装方式多样，采用空心输出轴结构，输入、输出方式多样，方便与其他机械组合，适应性强，配置方便。且工作时传动平稳、效率高、噪音小、安全可靠。

#### T型转向箱技术参数：

T型转向箱功率范围：0.014kW - 335 kW

T型转向箱扭矩范围：11.2Nm - 5713 Nm

T型转向箱可配单横轴、双横轴、单纵轴、双纵轴

T型转向箱速比：1:1、1.5:1、2:1、2.5:1、3:1、4:1、5:1

机壳：高刚性FC-25铸铁铸造；

齿轮：齿轮采用优质高纯净度合金钢20CrMnTiH渗碳淬火，及研磨而成；

主轴：轴类采用合金钢调质、高悬重负荷本领；

轴承：配备重负荷本领的滚锥轴承；

### Bevel Gearbox

Bevel gearbox is a kind of power transmission mechanism, which belongs to a series of reducer and is widely used in industrial field. The bevel gearbox is provided with a single shaft, a double horizontal shaft, a single longitudinal axis and an optional double longitudinal axis. The ratio of 1:1, 1.5:1, 2:1, 2.5:1, 3:1, 4:1, 5:1 is the actual transmission ratio. They can be operated in the forward and reverse direction, the low-speed or high-speed transmission is stable. When the speed ratio of the bevel gearbox is not 1:1, the horizontal axis is input, the output of the vertical axis is the deceleration, the vertical axis is input, and the horizontal axis is output as the speed increasing. The product model of the gearbox is: T-series, TB-series, ARA-series and HD-series, where T-series is the most common.

### T-SERIES bevel gearbox

With unique transmission mode and high-quality product performance, it is favored by users. The bevel gearbox body adopts high-quality aluminum alloy square box shape, and adopts high-purity alloy steel 20CrMnTi carburizing and quenching gear, alloy steel quenching and tempering spindle and roller cone bearing. Double seal lip seal. It has many advantages such as beautiful appearance, strong adaptability, good heat dissipation performance, strong carrying capacity and long service life. T-series bevel gearbox has various installation methods, adopts hollow output shaft structure, various input and output modes, convenient combination with other machinery, strong adaptability and convenient configuration. And the transmission is stable, high efficiency, low noise, safe and reliable.

#### T-series bevel gearbox technical parameters:

T-series bevel gearbox power range: 0.014kW - 335 kW

T-series bevel gearbox torque range: 11.2Nm - 5713 Nm

T-series bevel gearbox can be equipped with single horizontal axis, double horizontal axis, single vertical axis, double vertical axis

T-series bevel gearbox speed ratio: 1:1, 1.5:1, 2:1, 2.5:1, 3:1, 4:1, 5:1

Housing: high rigidity fc-25 cast iron casting;

Gear: The gear is made of high quality and high purity alloy just 20CrMnTiH carburized and quenched, and ground;

Main shaft: The shaft type adopts alloy just-tempered and high-hanging heavy load; bearing: roller bearing with heavy load;

load;

油封：双封唇片的油封，兼具防尘及防漏油的能力；

#### T型转向箱性能特点：

1、转向箱有单轴、双横轴、单纵轴、双纵轴可选。

2、转向箱标准化强，品种多，速比全部为实际传动比。平均效率达98%。

3、当速比不为1:1时，横轴输入、纵轴输出为减速，纵轴输入、横轴输出为增速。

4、T型转向箱可以正反运转，低速或高速传动平稳，而且噪声低，振动小，承受力大。

机械润滑：适当的使用润滑油，可以发挥转向箱的高效率，并提高其工作寿命。

1、T型转向箱的初磨耗期为开始使用两周或100-200小时，这时产品中可能会产生少许金属磨损颗粒，请务必清洁内部，并换新润滑油；

2、初磨耗期后，每半年—一年或1000-2000小时更换一次润滑油。

T型转向箱润滑油的种类：本产品润滑油采用中国石油全效齿轮油90-120度，低转速、轻负荷条件，发起采用全效齿轮油90度，重负荷、高温的条件，发起采用全效齿轮油120度。

适用范围：食品机械、化工机械、木工机械、制药机械、农业机械、纺织设备、冶炼设备、医疗器械等行业。

Oil seal: oil seal of double-sealed lip, which has both dustproof and oil-proof resistance;

#### T-series bevel gearbox performance characteristics:

1. Bevel gearbox Available in single shaft, double horizontal axis, single vertical axis and double vertical axis.

2. The bevel gearbox has strong standardization and many varieties, and the speed ratio is all actual transmission ratio. The average efficiency is 98%.

3. When the speed ratio is not 1:1, the horizontal axis input and the vertical axis output are decelerated, and the vertical axis input and the horizontal axis output are increasing speed.

4. The T-series bevel gearbox can be operated in forward and reverse directions. The low-speed or high-speed transmission is stable, and the noise is low, the vibration is small, and the bearing capacity is large.


Mechanical lubrication: Proper use of lubricating oil can maximize the efficiency of the bevel gearbox and increase its working life.

1. The initial wear period of the T-series bevel gearbox is two weeks or 100-200 hours. At this time, a little metal wear powder may be generated in the product. Please clean the inside and replace it with new oil.

2. After the initial wear period, replace the lubricant once every six months - one year or 1000-2000 hours.

Types of T-series bevel gearbox lubricants: This product uses 90-120 degrees of China National Petroleum's full-effect gear oil, low-speed, light-load conditions, and initiates the use of full-effect gear oil 90 degrees, heavy load and high temperature conditions. Full-effect gear oil 120 degrees.

Scope of application: food machinery, chemical machinery, woodworking machinery, pharmaceutical machinery, agricultural machinery, textile equipment, smelting equipment, medical equipment and other industries.



## 电动推杆 Linear Actuator



### 1、简介

电动推杆是一种将电动机的旋转运动转变为推杆的直线往复运动的电力驱动装置。可用于各种简单或复杂的工艺流程中做为执行机械使用，以实现远距离控制、集中控制或自动控制。

### 2、分类

1、按丝杠形式分：梯形丝杠式，滚珠丝杠式，行星滚珠丝杠式等。

2、按电机类型分：直流电机式（12/24/36V），交流电机式（220/380V），步进电机式，伺服电机式等。

### 3、主要用途

电动医疗床、电动沙发、电动展台升降杆、工业电动升降系统、相机架、头影机、婚庆系统

### 4、主要结构

电动推杆由驱动电机、减速齿轮、螺杆、螺母、导套、推杆、滑座、弹簧、外壳及涡轮、微动控制开关等组成。

### 5、工作原理

电动机经齿轮减速后，带动一对丝杆螺母。把电动机的旋转运动变成直线运动，利用电动机正反转完成推杆动作。如通过各种杠杆、摇杆或连杆等机构可完成转动、摇动等复杂动作。通过改变杠杆力臂长度，可以增大或加大行程。

### 6、行程控制装置

涡轮蜗杆传动形式：电机齿轮上的蜗杆带动涡轮转动，使涡轮内的小丝杆作轴向移动，由连接板带限位杆相应作轴向移动，至所需行程时，通过调限位块压下行程开关断电，电动机停止运转（正反控制相同）。

### 1. Introduction

The Linear Actuator is an electric drive device that converts the rotary motion of the motor into a linear reciprocating motion of the push rod. It can be used in a variety of simple or complex processes as a mechanical machine for remote control, centralized control or automatic control.

### 2. Classification

1. According to the form of screw: trapezoidal screw type, ball screw type, planetary ball screw type.

2. According to motor type: DC motor type (12/24/36v), AC motor type (220/380v), stepper motor type, servo motor type, etc.

### 3. The main purpose

Electric medical bed, electric sofa, electric stand lifting rod, industrial electric lifting system, camera frame, head camera, wedding system

### 4. The main structure

The Linear Actuator is composed of a drive motor, a reduction gear, a screw, a nut, a guide bush, a push rod, a slide seat, a spring, a casing and a turbine, and a micro-motion control switch.

### 5. Working principle

After the motor is decelerated by the gear, a pair of screw nuts are driven. The rotary motion of the motor is changed into a linear motion, and the push rod is completed by the forward and reverse rotation of the motor. Complex movements such as turning and shaking can be accomplished by various levers, rockers or connecting rods. By changing the length of the lever arm, the stroke can be increased or increased.

### 6. Stroke control device

Turbine and worm drive form: the vortex on the motor gear drives the turbine to rotate, so that the small screw in the turbine moves axially. The connecting rod drives the limit rod to move axially. When the required stroke is reached, the limit is adjusted. When the block is pressed, the stroke switch is de-energized and the motor is stopped (the positive and negative controls are the same).

齿轮传动形式：电机通过减速齿轮后带动安装于内管的小丝杆，带动与之连接一起的做轴向运行螺母，至所设定的行程时螺母触角压住限位开关断开电源，电机停止运动（反向与之相同）。

可选配电位器，用以显示推杆运行的行程状态，还可加配编码器，来实现分几步走完整个行程（即走走停停）。

7、特点

设计新颖精致、体积小、精度高、完全同步、自锁性能好、卫生，电机直接驱动，不需要管道的气源、油路，现已大量用于生产线、汽车、透气窗开启、军工、舞台、纺织、污水处理等各个行业设备上。

Gear transmission form: the motor drives the small screw rod installed on the inner tube through the reduction gear, and drives the axial running nut to be connected with it. When the set stroke is reached, the nut tentacles press the limit switch to disconnect the power supply. Stop motion (reverse is the same).

Optional potentiometer to display the stroke status of the putter, and can also be equipped with an encoder to achieve a complete stroke in a few steps (ie stop and go).

7. Characteristics

The design is novel and exquisite, small in size, high in precision, fully synchronized, self-locking performance, hygienic, direct drive of the motor, no need for pipeline air source, oil circuit, and now widely used in production lines, automobiles, ventilation windows, military, stage, textile, sewage treatment and other industries and equipment.



## 伺服电动缸 Servo Electric Cylinder

伺服电动缸是将伺服电机与丝杠一体化设计的模块化产品，将伺服电机的旋转运动转换成直线运动，同时将伺服电机最佳优点-精确转速控制，精确转数控制，精确扭矩控制转变成-精确速度控制，精确位置控制，精确推力控制；实现高精度直线运动系列的全新革命性产品。

### 特点

**闭环伺服控制：**控制精度达到0.01mm；精密控制推力，增加压力传感器，控制精度可达1%；很容易与PLC等控制系统连接，实现高精运动控制。噪音低，节能，干净，高刚性，抗冲击力，超长寿命，操作维护简单。伺服电动缸可以在恶劣环境下无故障，防护等级可以达到IP66。长期工作，并且实现高强度，高速度，高精度定位，运动平稳，低噪音。所以可以广泛的应用在造纸行业，化工行业，汽车行业，电子行业，机械自动化行业，焊接行业等。

**低成本维护：**伺服电动缸在复杂的环境下工作只需要定期的注脂润滑，并无易损件需要维护更换，将比液压系统和气压系统减少了大量的售后服务成本。

**液压缸和气缸的最佳替代品：**伺服电动缸可以完全替代液压缸和气缸，并且实现环境更环保，更节能，更干净的优点，很容易与PLC等控制系统连接，实现高精运动控制。

**配置灵活性：**可以提供非常灵活的安装配置，全系列的安装组件：安装前法兰，后法兰，侧面法兰，尾部铰接，耳轴安装，导向模块等；可以与伺服电机直线安装，或者平行安装；可以增加各式附件：限位开关，行星减速机，预紧螺母等；驱动可以选择交流制动电机，直流电机，步进电机，伺服电机。

Servo electric cylinder is a modular product which integrates servo motor and screw, converts the rotating motion of servo motor into linear motion, and converts the best advantages of servo motor, such as precise speed control, accurate rotation control, accurate torque control into precise speed control, accurate position control, accurate thrust control, and realizes a new revolutionary product of high precision linear motion series.

### Characteristics

**Closed loop servo control,** the control accuracy is 0.01mm, the precision control thrust, the pressure sensor is increased, the control precision can reach 1%; it is easy to connect with PLC and other control systems to realize high-precision motion control. Low noise, energy saving, clean, high rigidity, impact resistance, long life, easy operation and maintenance. Servo electric cylinders can be trouble-free in harsh environments, and the degree of protection can be reached. IP66. Long-term work, and achieve high strength, high speed, high precision positioning, smooth motion, low noise. Therefore, it can be widely used in the paper industry, chemical industry, automotive industry, electronics industry, Machinery Automation Industry, welding industry, etc.

**Low-cost maintenance:** Servo electric cylinders work in complex environments only require regular grease lubrication. No consumable parts need maintenance and replacement, which will be better than hydraulic systems. Pneumatic system Reduced a lot After-sales cost.

**Hydraulic cylinder with cylinder The best alternative:** Servo electric cylinders can completely replace hydraulic cylinders and cylinders, and achieve the environment more environmentally friendly, more energy-efficient, cleaner, easy to connect with control systems such as plc, to achieve high-precision motion control.


**Configuration flexibility:** Provides a very flexible installation configuration, a full range of installation components: before installation Flange, rear flange, side flange, tail hinge, trunnion mounting, guide module, etc.; servo motor Straight line installation, or parallel installation; can add various accessories: limit switch, Planetary reducer, pre-tightening nut, etc.; drive can choose to communicate Brake motor, DC, Stepper motor, servo motor.

### 应用

- 1、娱乐行业：机械手臂及关节，动感座椅等
- 2、军工行业：模拟飞行器，模拟仿真等
- 3、汽车行业：压装机，测试仪器等
- 4、工业行业：食品机械，陶瓷机械，焊接机械，升降平台等。

### Application

1. Entertainment industry: robotic arms and joints, dynamic seats, etc.
2. Military industry: simulation aircraft, simulation, etc.
3. Automotive industry: presses, test instruments, etc.
4. Industrial industry: food machinery, ceramic machinery, welding machinery, Lifting platform, etc.



## 回转减速机 Solar Slewing Drive

太阳能回转驱动装置是一种新型的旋转驱动装置，通常由蜗杆、回转支撑、壳体、马达等部件构成。由于核心部件采用回转支撑和环面包络蜗杆结构，能达到多齿接触，具有传动扭矩大，运行平稳等特点，因此可以同时承受较大的轴向荷载、径向荷载、以及较强的倾翻力矩。球面蜗轮回转驱动与传统的回转类产品相比，具有安装简单、易于维护，更大程度上节省安装空间等优点。该产品可以广泛应用于重型平板运输车、集装箱起重机、随车起重机、高空作业车、巡日太阳能发电系统等工程机械及新能源领域。

传统的太阳能安装方式，都是使太阳能电池板固定朝向。这样在早上和晚上，对于吸收太阳能能量十分不利，超过35%的能量白白浪费，让太阳能的电池板能够随着太阳的转动而转动时解决这个问题的最好办法。

金宇机械有限公司生产的单轴、双轴太阳能跟踪转向减速机，产品目前从中心距80-500毫米，30多个品种，能满足不同光伏、光电、光热跟踪需求。



The solar slewing drive device is a new type of rotating product, which is usually composed of worm, rotary support, shell, motor and so on. Because the core component adopts rotary support and torus envelope worm structure, it can achieve multi-tooth contact, has the characteristics of large transmission torque, stable operation and so on, so it can bear large axial load, meridional load and strong tilting moment at the same time. Compared with the traditional rotary products, the rotary drive of spherical worm gear has the advantages of simple installation, easy maintenance and saving installation space to a greater extent. This product can be widely used in heavy plate transport vehicles, container cranes, truck cranes, aerial vehicles, solar power generation systems and other construction machinery and new energy fields.

The traditional solar installation method is to fix the orientation of solar panels. In this way, in the morning and at night, it is very disadvantageous to absorb solar energy, more than 35% of the energy wasted, so that solar panels can rotate as the sun rotates the best way to solve the problem.

Shandong JinYu Machinery Co., Ltd. is a single-shaft and double-shaft solar tracking steering speed reducer. The product is currently in the range of 80-500 mm, more than 30 varieties, and can meet the requirements of different photovoltaic, photoelectric and photothermal tracking.



## 生产与检测

### 进口德国P3200/4000数控滚齿机



#### Imported German P3200/4000 CNC gear hobbing machine

最大加工模数	35mm	Max. Module	35mm
最大齿顶圆	4000mm	Max. Tip diameter	4000mm
最大轴向行程	1600mm	Max. Axial stroke	1600mm
最大螺旋角	±45°	Helix angle	±45°
工作台承重	40000kg	Rotary table load	40000kg



### 进口德国P1600/2000数控滚齿机



#### Imported German P1600/2000 CNC gear hobbing machine

最大加工模数	24mm	Max. Module	24mm
最大齿顶圆	2000mm	Max. Tip diameter	2000mm
最大轴向行程	1300mm	Max. Axial stroke	1300mm
最大螺旋角	+35deg-45deg	Helix angle	+35deg-45deg
工作台承重	20000kg	Rotary table load	20000kg



### 数控自动辉光等离子氮化炉热处理设备



#### Heat treatment equipment of numerically-controlled glow plasma nitriding furnace

离子渗氮技术是利用气体等离子辉光放电来改变工件表面成分的一种硬化方法。经本法处理的蜗杆具有优异的耐磨性、耐疲劳性、耐腐蚀性及耐高温、变形量小、渗氮层脆性小、对环境无污染。

最大加工直径2米，高3米。

Ion nitriding technology is a kind of surface hardening method by gas plasma discharging to change the composition. By the provisions of processing of worm have excellent wear resistance, fatigue resistance, corrosion resistance and high temperature resistance, small deformation, nitriding layer brittleness and no pollution to the environment. Max.Process diameter: 2 m.Max. Height: 3 m.

### 大型数控线切割



#### Large CNC Wire cut Electrical Discharge Machining

加工高度: 1.2米	Max. Height: 1.2 m
加工长度: 1.6米	Max. Length: 1.6 m
最大承重: 4吨	Max. Weight: 4 t

## 一流的设备才能打造一流的产品

### 进口台湾陆联数控蜗杆磨床3080



#### Imported Lu Lian of Taiwan 3080 CNC worm grinder

加工精度可达国标4级，满足客户任意头数。蜗杆齿形加工可用于高精度ZA、ZN、ZI、ZK、ZC型齿形的圆柱蜗杆磨削加工，还可磨削双导程精密分度蜗杆以及尼曼（ZC齿形蜗杆），采用智能型交互式软件可灵活设计出客户所需要的齿形修整及轮磨条件。加工长度1.5m；模数≤12M。



Machining precision can reach national standard level 4, meets customer's arbitrary quotas. Worm gear profile processing can be used for high precision ZA, ZN, ZI, ZK, ZC tooth cylindrical worm grinding, grinding process can also be double lead precision indexing worm and NPC (ZC worm tooth profile), the intelligent interactive software can flexible design clients need profile modification and grinding conditions. Max. Length: 1.5 m, Max. Modules: 12.

### S7732汉江蜗杆磨床



#### Hanjiang worm grinder

可用于磨削各种圆柱形蜗杆，如ZK、ZA、ZN、ZI、ZC1型蜗杆，该设备具有自动分度机构，分度精度高、动作可靠、能方便的磨削单头或多头蜗杆，表面光洁度高，精度可达5级。加工长度1.5m；模数≤30M。



For grinding all kinds of cylindrical worm, such as ZK, ZA, ZN, ZI, ZC1 worm, the equipment has automatic dividing mechanism of high precision, reliable action, may convenient grinding single head or multi-starts worm, surface finish high, precision can be up to level 5. Max.Length: 1.5 meter; Max. Modulus: 30.

### 大型数控环面蜗杆专机GJK800



#### Large CNC double-enveloping worm special machine tool GJK800

公司是国内唯一一家拥有4台大型数控环面蜗杆专机的厂家，可加工中心距 $a=80-910$ mm，传动比 $i=4-100$ ，头数1-12的平面或锥面包络蜗杆。



The company is domestic only has four large CNC torus worm plane manufacturer, machining center distance from 80 to 910 mm, transmission ratio from 4 to 100, start numbers from 1 to 12 plane or cone enveloping worm.



蜗轮丝杆升降机应用现场  
Application site of worm gear screw jack



### 案例展示

Case demonstration



大型丝杆用于海洋平台  
Large screw rod for offshore platform



电动推杆用于俯仰设备  
linear actuator rod for pitching equipment



钢厂丝杆升降机应用现场  
Application of screw Jack in iron and steel works



大型压模机调整装置  
Adjusting device of large molding press



大型丝杆升降机用于螺旋焊管机  
Application of large lifting Mechanism in Spiral welded Pipe Machine



丝杆升降机用于污水处理现场  
Application of screw jack in sewage treatment site



转向箱与丝杆升降机现场使用  
Field use of gearbox and screw jack